

# CR INFORMATION GUIDE

2

BASEBALL AT ITS HIGHEST

0

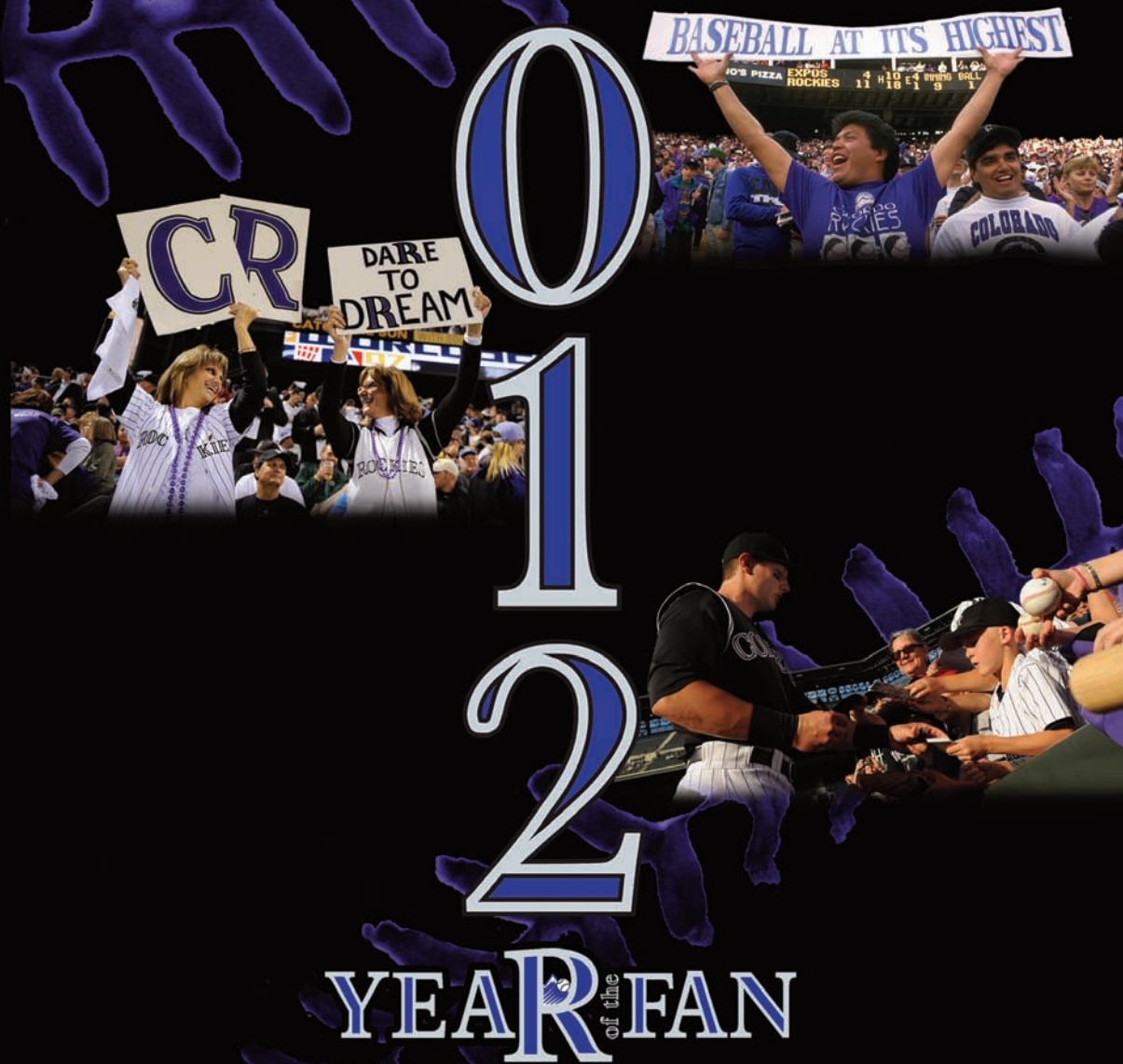
CR

DARE TO DREAM

1

2

YEAR of the FAN





## Colorado Rockies Baseball Club, Ltd.

Coors Field ♦ 2001 Blake Street ♦ Denver, CO 80205

www.ColoradoRockies.com

facebook.com/rockies ♦ twitter: @rockies ♦ Spanish twitter: @losrockies

### GENERAL CLUB INFORMATION

**Home:** Coors Field (50,398)

**First Game:** April 26, 1995

**Surface:** Grass

**Fences (LF-CF-RF):** 347, 415, 350

**League/Division:** National League West

**Founded:** 1990, Colorado Baseball Partnership

**Inaugural Season:** 1993

**Colors:** Purple, Black and Silver

**Owner/Chairman & CEO:** Richard L. Monfort

**Owner/General Partner:** Charles K. Monfort

**EVP, Chief Baseball Officer & GM:** Daniel J. O'Dowd

**Manager:** Jim Tracy

#### Important Phone Numbers

Administration	(303) 292-0200
fax	(303) 312-2116
Customer Service	(303) ROCKIES
Tickets	(800) 388-ROCK
Salt River Fields at Talking Stick	(480) 362-2800
fax	(480) 362-2876
Communications	(303) 312-2325
fax	(303) 312-2319
Press Box	(303) 312-2326/2327
MLB Public Relations	(212) 931-7878
fax	(212) 949-5654

### TABLE OF CONTENTS

<b>FRONT OFFICE</b>	<b>1-20</b>
<b>2012 ROCKIES</b>	<b>21-172</b>
• Coaches/Support Staff	21-36
• Players A-D	38-72
• Players E-H	73-116
• Players I-M	117-127
• Players N-R	128-147
• Players S	148-154
• Players T-Z	155-168
• Rosters	169-170
<b>2011 IN REVIEW</b>	<b>171-182</b>
• National Baseball Hall of Fame	183
<b>RECORDS &amp; HISTORY</b>	<b>185-264</b>
• Team / Individual Records	186-216
• Franchise Bests	217-222
• Home Run History	223-229
• Miscellaneous History	230-237
• All-time Roster	238-245
• Chronology	246-248
• Awards / All-Star Game	249-251
• History of Baseball in Denver	252
• Postseason History	253-264

<b>2012 OPPONENTS</b>	<b>265-276</b>
<b>FARM SYSTEM</b>	<b>277-350</b>
• Scouting	278-280
• Player Development	282-283
• Minor League Schedule	286-287
• Triple-A	288-290
• Double-A	291-294
• High-A	294-296
• Single-A	297-299
• Short Season-A	300-302
• Rookie	303-305
• Dominican Summer League	306-307
• Minor League Players	308-350
<b>MEDIA INFORMATION</b>	<b>351-356</b>
<b>SPRING TRAINING</b>	<b>357-360</b>
<b>COMMUNITY</b>	<b>361-363</b>
<b>COORS FIELD</b>	<b>364</b>
<b>INDEX</b>	<b>365-367</b>

### 2012 ROCKIES INFORMATION GUIDE

The 2012 Colorado Rockies Information Guide was produced by the club's communications department, Jay Alves vice president. The guide was written and compiled by Nick Piburn, Mike Kennedy and Irma Castañeda. Cover concept by Jay Alves, Nick Piburn and Mike Kennedy. Cover graphic design by Mike Kennedy. Special thanks to David Vincent, John Labombarda, Bob Waterman and Ryan McKee. Thanks to the Rockies front office and baseball operations department for their assistance. Information is as of February 8, 2012. Books printed by American Web, Inc.

All photos—unless otherwise noted—are courtesy of the outstanding staff at Rich Clarkson & Associates. Team photographers include: Rich Clarkson, Josh Duplechan, Ryan McKee, Steve Nowland, Jamie Schwaberow and Brett Wilhelm.  
 Statistics provided by Elias Sports Bureau, STATS, LLC., Baseball Information System, Baseball-Reference and SABR.

This guide is an official copyrighted publication; all rights reserved. Any reproduction of the guide without written permission from the Colorado Rockies Baseball Club is strictly prohibited.





# Front Office Directory

## EXECUTIVE OFFICERS

Owner/Chairman & Chief Executive Officer	Richard L. Monfort
Owner/General Partner	Charles K. Monfort
Executive Vice President/Chief Baseball Officer & General Manager	Daniel J. O'Dowd
Executive Vice President/Chief Operating Officer	Gregory D. Feasel
Executive Vice President/Chief Financial Officer & General Counsel	Harold R. Roth
Sr. Vice President – Scouting & Player Development/Assistant General Manager	William P. Geivett
Vice President – Communications/Public Relations	Jay E. Alves
Vice President – Corporate Sales	Marcy E. Glasser
Vice President/Chief Customer Officer – Ballpark Operations	Kevin H. Kahn
Vice President – Community & Retail Operations	James P. Kellogg
Vice President – Finance	Michael J. Kent
Vice President – Ticket Sales, Operations & Services	Sue Ann McClaren
Vice President – Scouting	William E. Schmidt
Vice President – Human Resources	Elizabeth E. Stecklein

## EXECUTIVE OFFICE

Executive Assistant to the Owner/Chairman & Chief Executive Officer	Terry Douglass
Executive Assistant to the Owners/General Partners	Patricia Penfold

## BASEBALL OPERATIONS

Assistant to the Executive Vice President/Chief Baseball Officer & General Manager	Adele Armagost
Manager – Baseball Operations/ Assistant General Counsel	Zack Rosenthal
Assistant – Baseball Operations	Walter Sylvester
Assistant – Baseball Operations	Kent McKendry
Senior Director – Player Development	Jeff Bridich
Assistant Director – Player Development	Zach Wilson
Assistant – Player Development	Walker Monfort
Senior Director – Scouting Operations	Marc Gustafson
Senior Director – International Scouting	Rolando Fernandez
Director – Professional Scouting	Jon Weil
Assistant Director – Scouting	Danny Montgomery
Advance Scout	Chris Warren
Director – Major League Operations	Paul Egins
Senior Director – Medical Operations & Special Projects	Tom Probst
Head Athletic Trainer	Keith Dugger
Assistant Athletic Trainer	Scott Gehret
Director – Clubhouse Operations	Keith Schulz
Assistant to the Director – Clubhouse Operations	Joe Diaz
Assistant – Clubhouse Operations	Mike Pontarelli
Visiting Clubhouse Manager	Alan Bossart
Video Coordinator	Brian Jones
Assistant Video Coordinator	Scott Alves

## COMMUNICATIONS/PUBLIC RELATIONS

Manager – Communications/Public Relations	Nick Piburn
Coordinator – Communications/Public Relations	Mike Kennedy
Assistant – Communications/PR and Baseball Operations	Irma Castañeda

## BUSINESS OPERATIONS

Assistant to the Executive Vice President/Chief Operating Officer	Kimberly Olson
Director – Information Systems	Bill Stephani
Manager – Information Systems	Matt Stack
Voice/Network Administrator	Jeff Von Feldt
Help Desk Coordinator	Luella Ozawa
Director – Promotions and Special Events	Jason Fleming
Coordinator – Promotions and Special Events	Liz Coates
Coordinator – Mascot Program	Brady O'Neill
Director – In-Game Entertainment and Broadcasting	Kent Krosbakken
Coordinator – In-Game Entertainment	Jeff Donehoo
Coordinator – In-Game Entertainment	Ryan Gibson
Coordinator – In-Game Entertainment	Camden Kelley
Assistant – Promotions, Special Events and Broadcasting	Beverly Coleman
Public Address Announcer	Reed Saunders

## BALLPARK OPERATIONS

Senior Director - Food Service Operations & Development	Albert Valdes
Manager – Ballpark Services	Mary Beth Benner
Office Support Assistant – Receptionist	Marty DeRosier
Senior Director – Guest Services	Steven Burke
Manager – Guest Services	Travis Howell
Manager – Guest Services	Brian Schneringer
Manager – Guest Services	Sandy Seta



**BALLPARK OPERATIONS CONTINUED**

Scheduling & Payroll Assistant	Bev Irvine
Director - Security	Greg Sexton
Head Groundskeeper	Mark Razum
Groundskeeping Assistant	James Sowl
Groundskeeping Assistant	Charles Starkovich
Senior Director — Engineering and Facilities	James Wiener
Director – Engineering	Randy Carlill
Director – Facilities	Dan "Oly" Olsen
Engineering Administrator	Colleen McBride
Maintenance Mechanic	Jesse Coronado
Maintenance Mechanic	Donny Gerber
Manager – Audio and Video	Scott Magennis
Engineers:	Arden Albers, Tim Arnpriester, Jeff Arundel, Richard Cordova, Anthony Cowell, Steve Hughes, James Leflar, Ernest Sandoval, Madora Stauffer, Mark Young

**COMMUNITY & RETAIL OPERATIONS**

Assistant to the Vice President – Community & Retail Operations	Kelly Hall
Manager – Community Affairs	Dallas Davis
Manager – Community Affairs	Antigone Vigil
Manager – Community Affairs/Club Historian	Paul Parker
Director – Retail Operations	Aaron Heinrich
Area Manager - Dugout Stores	Kristi Stehlik-Baxter
Managers – Rockies Dugout Stores:	
Colorado Springs	Megan Roberts
Denver	Tina Koop
Flatiron Crossing	Kristi Stehlik-Baxter
Greeley	Robin Rollins
Littleton	Kristi Stehlik-Baxter
Manager – Coors Field Receiving and Distribution Center	Steve Tomlinson

**CORPORATE SALES**

Assistant to the Vice President – Corporate Sales	Jenny Roope
Senior Account Executive - Corporate Sales	Kari Anderson
Account Executive – Corporate Sales	Dan Lentz
Account Executive – Corporate Sales	Nate VanderWal
Coordinator – Corporate Sales	Kate Bakarich

**TICKET SALES, OPERATIONS & SERVICES**

Senior Director – Ticket Sales, Operations & Services	Kevin Fenton
Director – Ticket Operations & Finances	Kent Hakes
Ticketing & Systems Operations Assistant	Jason Brukan
Assistant Director – Ticket Operations	Scott Donaldson
Manager – Ticket Operations	Kevin Flood
Ticket Operations Representative	Becky Arrieta
Ticket Operations Representative	Scott Nixon
Manager - Ticket Services	James Valdez
Representative – Ticket Services	Brett Newmark
Director – Season Tickets/Group Sales	Jeff Benner
Manager – Season Tickets	Farrah Magee
Coordinator - Client Services & High School Baseball	Bobby DiCroce
Account Executive – Group Sales	Evelyn Rockett
Account Executive – Group Sales	Reuben Donnelly
Coordinator – Group Services	Cathy Taylor
Director – Outbound Sales & Suites	Matt Haddad
Supervisor – Suites & Party Facilities	Traci Sauersteig
Coordinator – Suites & Party Facilities	Andy Finley
Representative – Suites & Party Facilities	Charles Mendenhall
Senior Account Executive - New Business Development	Todd Thomas
Senior Account Representative – Ticket Sales	Grayson Beatty
Senior Account Representative – Outbound Sales	Ryan Dillon
Account Representative – Outbound Sales	Justin Bennett
Account Representative – Ticket Sales	Jason Regan
Assistant – Outbound Sales	Nichole Kluk
Senior Director – Advertising, Marketing & Publications	Jill Campbell
Supervisor – Advertising & Marketing	Sarah Topf
Coordinator – Multicultural Marketing & Advertising	Marisol Villagomez
Assistant Editor – Interactive Marketing & Publications	Julian Valentin

**FINANCE**

Assistant to the Executive Vice President/Chief Financial Officer & General Counsel	Tammy Vergara
Senior Director – Purchasing	Gary Lawrence
Coordinator – Purchasing	Gloria Giraldi
Director – Accounting	Phil Emerson
Accountant	Joel Binfet
Accountant	Laine Campbell
Payroll Administrator	Juli Daedelow



# Richard L. Monfort

Owner/Chairman & Chief Executive Officer



The 2012 season marks Dick Monfort's 15th with the franchise as he continues the responsibilities of Owner/Chairman and Chief Executive Officer for the Club.

A Colorado native, Monfort and the Colorado Rockies Ownership Group have established the Colorado Rockies Baseball Club as a premier organization in the Rocky Mountain Region in both the sport and business of baseball. Dick is the 2008 recipient of the United Way of Weld County Humanitarian of the Year Award; an award his father Kenny Monfort, received twenty years earlier. In

September of 2004, The Monfort Family Foundation gave a \$10 million dollar gift to The Children's Hospital to help build a new medical facility in Aurora, Colorado. The Oncology Floor of the new hospital was named after Rick Wilson, a cousin of the Monfort Family. In addition, they recently funded an artwork and photo display along with Colorado Rockies memorabilia which enhances the seventh floor of the hospital. Over the years, Dick has spearheaded many programs including: a project that provided financial assistance to families of the Colorado National Guard and military reservists from Colorado stationed in Iraq, Afghanistan and Kuwait, sponsorship of the Joining Forces program, a national initiative supporting our military and their families with opportunities and support and ongoing funding and endorsement for the Boys & Girls Clubs in Metro Denver and Weld County.

Monfort spent 25 years in the cattle business, primarily with his family's company. He became President of Monfort of Colorado, Inc. in 1987 and joined ConAgra Red Meats in 1991 as the President & CEO, then retiring from ConAgra in 1995. He helped launch the Montera Cattle Co. in 1996; currently, he owns the Hyatt Grand Champions Resort in Palm Springs, CA, and the Hilltop Steak House in Boston. In January of this year, Dick and his brother Charlie headed an investment group that purchased the Casper Ghosts, the Rockies affiliate in the Pioneer League now located in Grand Junction, Colorado.

Monfort is the Chairman of the University of Northern Colorado Board of Trustees. He also serves on several area boards including; Vice Chairman, Board of Directors of University of Colorado Hospital, Chairman of the Colorado Economic Development Board and the Denver Zoo.

Born April 27, 1954, the Colorado native lives in Greeley and he has three children: daughter Lyndsey, son-in-law Aaron Graber, and sons Walker and Sterling. A 1976 graduate of the University of Northern Colorado, Dick has a Bachelor of Arts Degree in Business Management.



## EXPANSION DRAFT, NOVEMBER 17, 1992

### First Round

1. David Nied, rhp (ATL)
2. Charlie Hayes, inf (NYY)
3. Darren Holmes, rhp (MIL)
4. Jerald Clark, of (SD)
5. Kevin Reimer, of (TEX)
6. Eric Young, inf (LAD)
7. Jody Reed, inf (BOS)
8. Scott Aldred, lhp (DET)
9. Alex Cole, of (PIT)
10. Joe Girardi, c (CHC)
11. Willie Blair, rhp (HOU)
12. Jayhawk Owens, c (MIN)
13. Andy Ashby, rhp (PHI)

### Second Round

1. Freddie Benavides, inf (CIN)
2. Roberto Mejia, inf (LAD)
3. Doug Bochtler, rhp (MON)
4. Lance Painter, lhp (SD)
5. Butch Henry, lhp (HOU)
6. R. Hawblitzel, rhp (CHC)
7. Vinny Castilla, inf (ATL)
8. Brett Merriman, rhp (CAL)
9. Jim Tatum, inf (MIL)
10. Kevin Ritz, rhp (DET)
11. Eric Wedge, c (BOS)
12. Keith Shepherd, rhp (PHI)
13. Calvin Jones, rhp (SEA)

### Third Round

1. Brad Ausmus, c (NYY)
2. Marcus Moore, rhp (TOR)
3. Armando Reynoso, rhp (ATL)
4. Steve Reed, rhp (SF)
5. Mo Sanford, rhp (CIN)
6. Pedro Castellano, inf (CHC)
7. Curtis Leskanic, rhp (MIN)
8. Scott Fredrickson, rhp (SD)
9. Braulio Castillo, of (PHI)
10. Denis Boucher, lhp (CLE)



# Charles K. Monfort

Owner/General Partner



Charlie Monfort, Owner/General Partner is a Club founder and has been one of the Rockies' managing general partners since 1992.

The Rockies have achieved significant success in recent years; the 2009 Club was one of four National League teams to reach 90 or more wins, as Colorado entered the playoffs as the League's Wild Card representative for the third time. In 2007, the Rockies earned their first National League Championship and a trip to the World Series. As a result of the team's regular season success since 2007, Coors Field has hosted three Division Series games, two League Championship games and two World Series contests. The fans continue to show great support of the team, boosting the attendance totals over the 2.5 million mark in each of the last four seasons. In 2009, the Rockies drew more than 2.7 million fans; in 2010 more than 2.8 million came through the Coors Field gates and in 2011 the Club drew 2,909,777, the largest turnout by Rockies fans since the Club topped 3 million in 2001.

Both Charlie and Dick Monfort have strong ties to the state of Colorado and are very active within the community. In September of 2004, The Monfort Family Foundation gave a \$10 million dollar gift to The Children's Hospital to help build a new medical facility in Aurora, Colorado. The Oncology Floor of the new hospital was named after Rick Wilson, a cousin of the Monfort Family. A recent donation has funded an artwork and photo display along with Colorado Rockies memorabilia which enhances the seventh floor of the hospital. Charlie, along with his brother Dick sponsored the Joining Forces program event at Coors Field, a national initiative supporting our military and their families as well as their ongoing support for the Boys & Girls Clubs in Metro Denver and Weld County.

Charlie's family has operated a major cattle-feeding operation for three generations, and introduced fabrication of beef products in 1959. Based in Greeley, Colorado, the company was operated by the Monforts since the 1930s. Charlie became president of Monfort International Sales Corp., in 1988 and under his guidance the corporation became one of the largest beef exporters in the world, and the leading exporter of beef products to Asia.

Monfort became president of ConAgra Refrigerated Foods International, Inc., in 1990, which consolidated his company with all of ConAgra's refrigerated foods international companies. In order to concentrate on his leadership role in the Rockies, Charlie resigned as president in late 1997. In January of this year, Charlie and his brother Dick headed an investment group that purchased the Casper Ghosts, the Rockies affiliate in the Pioneer League now located in Grand Junction, Colorado.

Born Oct. 30, 1959, Monfort has a Bachelor of Science Degree in Marketing & Business Management from the University of Utah (1982) and served as president of Kappa Sigma Fraternity. He currently serves on the Special Olympics Board of Directors and is a member of the Advisory Board for the University of Utah. Charlie has son Kenny, daughter Ciara and twins, son Lucas and daughter Danica.



## EXPANSION DREAMS

The 2007 National League Champion Rockies were the sixth expansion team to play in a World Series since 2000 (Tampa Bay achieved that status in 2008). Colorado reached the World Series in the team's 15th season, after joining the National League in 1993.

Only six expansion teams have reached their first World Series faster.

<u>Yrs. to reach WS</u>	<u>Team</u>	<u>Expansion Yr.</u>	<u>Series Yr.</u>
5	Arizona Diamondbacks	1997	2001
5	Florida Marlins	1993	1997
8	New York Mets	1962	1969
12	Tampa Bay Rays	1998	2008
12	Kansas City Royals	1969	1980
13	Milwaukee Brewers	1970	1982
<b>15</b>	<b>Colorado Rockies</b>	<b>1993</b>	<b>2007</b>



## Colorado Rockies Ownership Group

### **Linda Alvarado** Alvarado Construction, Inc.

Linda Alvarado is President and CEO of Alvarado Construction, Inc., a Denver based commercial general contractor, construction management/development and property management firm which has built projects across the United States and internationally.

Linda is also a corporate director of 3M Company and Pitney Bowes.

Linda is a founding trustee of The Rose Community Foundation, a director of the Taco Bell Foundation, founding member and past Chairman of the Board of The Denver Hispanic Chamber of Commerce, Commissioner of the White House Initiative for Hispanic Excellence in Education and serves in numerous leadership positions in other civic and charitable organizations.

### **Denver Newspaper Agency**

The Denver Post is a full-service media company, reaching more Denver-area adults every day of the week than any other medium in the market. The Denver Post's diverse portfolio of digital, mobile, social media and print products includes Colorado's largest daily newspaper, the state's most-visited website, DenverPost.com, and the biggest network of websites, which includes DailyCamera.com and ColoradoDaily.com.

As Colorado's leading source for news and information, The Denver Post also has the largest social media following, with more Facebook fans and Twitter followers than any other local media competitor. The Post also offers a full menu of free apps for smart devices, including an iPad app, mobile news apps, professional sports apps, a Snow report app, a money-saving Denver Daily Deals app and a bilingual Viva Colorado app. For more information visit DenverPost.com/mobile.

### **Fox Sports Media Group**

Fox has been involved with Major League Baseball since 1996 when FOX Sports became an exclusive national television rights-holder in a partnership that continues today.

Fox Sports Networks (FSN) is the nation's largest collection of regional sports services and is also the most prolific producer of high-definition sports with more than nearly 4,000 events annually. Through its 19 owned-and-operated networks, FSN produces and televises approximately 2,000 MLB games every season. FSN is a wholly owned division of FOX Sports Media Group (FSMG), the umbrella entity representing News Corporation's wide array of multi-platform US-based sports assets, which also includes FOX Sports, the sports television arm of the FOX Broadcasting Company; SPEED and SPEED2; Fox Soccer Channel and Fox Soccer Plus; FUEL TV; and Fox College Sports.

In addition, FSMG also includes FOX Sports Interactive Media, which comprises FOXSports.com on MSN, whatifsports.com and scout.com, reaching over 20 million unique visitors monthly. Also included are Fox's interests in joint-venture businesses FOX Deportes, Big Ten Network, and STATS, LLC, as well as licensing agreements that establish the FOX Sports Radio Network, FOX Sports Skybox restaurants, and FOX Sports Grills.

### **Peter Coors** Molson Coors Brewing Co.

Pete Coors is chairman of the board of Molson Coors Brewing Company, the fifth-largest brewer in the world. He is also chairman of the board of MillerCoors, a U.S. joint venture between Molson Coors and SABMiller.

Pete is the great grandson of Adolph Coors, who founded Coors Brewing Company in 1873. In addition to supporting the Colorado Rockies, Pete serves on the board of directors for Energy Corporation of America, University of Colorado Hospital, and Denver Area Council of the Boy Scouts of America. Pete is President of the University of Colorado Hospital Foundation and is a member of the National Western Stock Show Association executive committee.

### **Marne Obernauer, Sr.** Beverage Distributors Company

Marne Obernauer, Sr., has been active in the Colorado community for almost 40 years as Founder of Beverage Distributors Co.

He was also Managing Partner of several national companies which were later acquired by major corporations. He was a director of several New York Stock Exchange companies, including Northwest Energy Co., later acquired by the Williams Company.

### **Marne Obernauer, Jr.** Beverage Distributors Company

Marne Obernauer, Jr., is Chairman of Beverage Distributors Company, a major wholesale distributor of fine wines and spirits in the State of Colorado.

From 1982-98, Obernauer was Chairman and CEO of Devon Group, Inc., a publicly traded company engaged in a broad range of graphic arts services and products.

He is a Founding Member of the American Business Conference and is a Director of the Committee For a Responsible Federal Budget. He is also the Chairman Emeritus of the Board of LIFT, a national student volunteer service organization linking people in need with the resources and opportunities necessary to become self-sufficient.

### **KOA**

KOA Radio, the 50,000 watt station of the Colorado Rockies Radio Network, is owned by Clear Channel Media and Entertainment.

With 238 million monthly listeners in the U.S., Clear Channel Media and Entertainment has the largest reach of any radio or television outlet in America. Clear Channel Media and Entertainment serves 150 cities through 850 owned radio stations. The company's radio stations and content can be heard on AM/FM stations, HD digital radio channels, Sirius/XM satellite, on the Internet at iHeartRadio.com and on the company's radio station websites, on the iHeartRadio mobile application on iPads and smartphones, and used via navigation systems from TomTom, Garmin and others.

The company's operations include radio broadcasting, online and mobile services and products, syndication, music research services and independent media representation. Clear Channel Media and Entertainment is a division of CC Media Holdings, Inc. (OTCBB: CCMO), a leading global media and entertainment company. More information on the company can be found at clearchannel.com, clearchanneloutdoor.com and ccmeholdings.com.





# Daniel J. O'Dowd

## Executive Vice President, Chief Baseball Officer/General Manager



Dan O'Dowd is entering his 13th season leading the Rockies Baseball Operations department. This is O'Dowd's second season as the Rockies Executive Vice President, Chief Baseball Officer/General Manager after spending 11 seasons as the Rockies Executive Vice President, General Manager. Only three other general managers have been with their respective clubs for longer periods of time.

The Rockies have reached the postseason in two of the last five seasons, as O'Dowd is the first general manager in franchise history to construct more than one playoff team. Over the last five seasons, only five National League clubs, Philadelphia (473), St. Louis (431), Milwaukee (426), Los Angeles (423) and Atlanta (422), have more wins than the Rockies (412). The 2009 National League Wild Card Champion Rockies, built by O'Dowd and his staff, had more wins (92) and a higher winning percentage (.568) than any other team in franchise history. O'Dowd also formed the roster for the 2007 Rockies club, which won 90 games for the first time and captured the first National League Championship in Rockies history.

Following the 2009 season, O'Dowd was named Sporting News' Executive of the Year in a vote by his peers. He was selected by a panel of 31 general managers and assistant general managers and was awarded the honor at the general managers' meetings in Chicago.

The 2011 season marked the continuation of a plan that began nine years ago. Beginning in 2003, O'Dowd joined with others in the front office in a commitment to build competitive teams from within. The dividends from that commitment are apparent, as the Rockies captured the NL Wild Card in 2009, the NL pennant in 2007 and were named Organization of the Year by Baseball America at the 2007 Winter Meetings in Nashville, TN. That selection, which is based on a franchise's performance during the season with the team, coach, general manager and organizational package taken as a whole, was the first for the Rockies since the inception of the award in 1982.

The Rockies have followed an organizational plan geared towards scouting and player development during O'Dowd's tenure. On Opening Day 2009, the Rockies put together an entire lineup of homegrown players, the only team in the Majors to accomplish that feat in 2009. Furthermore, when the Rockies clinched their second postseason appearance in a span of three years, a 9-2 win vs. Milwaukee on October 1, 2009, all nine players in the starting lineup were either originally drafted or signed by Colorado.

The Rockies, specifically in recent years, have shown tremendous character. In 2009, the team fell to 12 games under .500 and 14.5 games behind the Dodgers in the NL West before challenging to win the division and earning the NL wild card. Following a managerial change, the Rockies posted the best record in the NL from June 4 through the end of the season. The 2007 Rockies proved to be as resilient as perhaps any other team in baseball history, staving off elimination game-after-game throughout the final days of September. The players on that team, many of whom came up through the Rockies' organization, fought through a season that saw the Rockies fall as many as nine games below .500. Despite a slow start, things turned for the club late in the second month of the season, as the Rockies posted the best record in the NL from May 22 through the end of the year. The season culminated with 21 victories in 22 games from mid-September through the first two rounds of the playoffs, vaulting the team into the World Series.

Twenty-one of the 41 players who have appeared on Colorado's playoff rosters since 2007 were either drafted or originally signed by the club. In 2007, Colorado's World Series roster featured 16 players who were originally drafted or signed by the Rockies. Of those 16 players, 12 of them, including Troy Tulowitzki, were drafted or signed during Dan O'Dowd's tenure as general manager of the Rockies.

The abundance of prospects in the Rockies system has produced several contributors at the Major League level. In 2011 Rex Brothers joined the club's bullpen and was a constant stable in late-inning relief, holding opponents scoreless in 40 of his 48 outings on the season, including 16 perfect outings. Other players who came up through the Rockies system; Jhoulys Chacin, Dexter Fowler, Chris Nelson, Matt Reynolds, Seth Smith and Troy Tulowitzki, all were major contributors to the success of the team in 2011. Tulowitzki, previously a Rookie of the Year candidate, has finished top-8 in NL MVP voting each of the last three seasons and earned Gold Glove and Silver Slugger Awards each of the past two seasons. Tulowitzki also earned his second invitation to play in the All-Star Game, earning a start at shortstop for the first time in his career.

In addition to progress at the Major League level, the organization's farm system continues to display unlimited promise in many regards. Baseball America again recognized Colorado for their work in the 2010 draft, naming the Rockies 2010 class one of the top-4 among all MLB teams. The previous season, Baseball America named the Rockies draft the best in baseball. Colorado was ranked ahead of Arizona, Seattle, San Diego and Boston as the top five drafts. Colorado has also signed their top-3 draft picks in each of the last five seasons. In an effort to sustain the kind of success the team has attained through drafts, the franchise has not given up a draft pick due to a free agent signing since 2001. The club retained all of its picks again for the 2012 draft, the 11th straight year the Rockies have had a selection in each round.

Down on the farm, Rockies Minor League players experienced success in 2011, as several players were ranked by Baseball America as a top-20 prospect in the league they played in during the 2011 season. 2011 trade acquisition, left-handed pitcher Drew Pomeranz (Carolina League No. 2 prospect) at Double-A and 2011 compensation round draft

### CURRENT GM'S TENURE

General Manager	Team	Since
Brian Sabean	Giants	9/30/1996
Billy Beane	Athletics	10/17/1997
Brian Cashman	Yankees	2/3/1998
<b>Dan O'Dowd</b>	<b>Rockies</b>	<b>9/20/1999</b>

### ROCKIES GENERAL MANAGERS

General Manager	Years
<b>Dan O'Dowd</b>	<b>1999-present</b>
Bob Gebhard	1991-1999



selection, infielder Trevor Story (Pioneer League No. 1 prospect) were the most highly ranked Rockies prospects. Other players highly ranked were: RHP Rosell Herrera (Pioneer League No. 5 prospect), INF Nolan Arenado (California League No. 6 prospect), C Wilin Rosario (Texas League No. 6 prospect), RHP Chad Bettis (California League No. 9 prospect), C Will Swanner (Pioneer League No. 9 prospect), LHP Rex Brothers (Pacific Coast League No. 10 prospect), OF Kyle Parker (South Atlantic League No. 12 prospect), OF Tim Wheeler (Texas League No. 12 prospect), LHP Tyler Matzek (South Atlantic League No. 17 prospect), OF Charlie Blackmon (Pacific Coast League No. 17 prospect), RHP Danny Winkler (Pioneer League No. 18 prospect) and OF Kent Matthes (California League No. 20 prospect).

While O'Dowd and his staff have proven successful in signing draft picks in recent years, they have been equally successful in retaining those players, especially as of late. In 2010 and 2011, the team reached agreements with some of the club's top contributors, as Troy Tulowitzki and Carlos Gonzalez both signed multi-year deals with the club. Those players are part of a group that has made a commitment to the team beyond 2011. In fact, the Rockies currently have 10 players playing under multi-year deals, nine of whom have signed during the last four offseasons.

For O'Dowd and the Rockies, it is the continuation of a process. "We as an organization are built around our process. Everything we do as a group is done with the intention of moving our process forward."

A key component in that process is finding players who possess character both on and off the field. The only way to make that a reality is to begin from the ground up. Since 2001, the Rockies have hosted a collection of prospects each January for the Winter Development Program. During the three-week program, players go through not only physical training, but also classroom sessions and mental seminars.

O'Dowd continues to supplement the organization with trades and free agent signings. O'Dowd has gone outside of the organization to acquire pitchers Jason Hammel, Rafael Betancourt and Matt Lindstrom, along with All-Stars in outfielder Michael Cuddyer and catcher Ramon Hernandez. Additionally, O'Dowd was able to retain starting pitcher Jorge De La Rosa securing him to a multi-year contract prior to the 2011 season.

Furthermore, O'Dowd has added depth to the club through Minor League signings over the past few seasons. Minor League free agents that have played big roles on the Major League roster over the past few seasons include: Matt Belisle, Randy Flores, Jason Giambi and Matt Herges. His offseason trade of Matt Holliday for impact players Huston Street, Carlos Gonzalez and Greg Smith has already provided returns at the Major League level as Gonzalez became one of the best players in the NL in 2010, placing third in the NL MVP voting and walking away with a Gold Glove and Silver Slugger Award. In 2010, Gonzalez was named by his peers in the game as the best player in the Major Leagues (Player Choice Awards). Another key trade in O'Dowd's tenure was the deadline trade of Ubaldo Jimenez to Cleveland for RHP's Alex White and Joe Gardner, LHP Drew Pomeranz and C Matt McBride. Pomeranz was rated as the No. 1 prospect in the Rockies system by Baseball America following the 2011 season while Gardner was rated as the 25th-best prospect by the same publication. Several other O'Dowd trades have yielded positive results, particularly the acquisition of left-handed reliever Brian Fuentes, who became the franchise's all-time saves leader, from Seattle in 2001. Fuentes was one of the National League's top relievers while in a Rockies uniform and was named an All-Star for three straight seasons.

O'Dowd's tenure in Colorado has been marked by much more than quality player acquisitions. There have already been two members of his staff who have gone on to become general managers for other teams. Josh Byrnes spent three years on O'Dowd's staff and reached the playoffs in his third season as General Manager for the 2007 NL West Champion Arizona Diamondbacks. Byrnes is now Executive Vice President, General Manager for the San Diego Padres. Jon Daniels, who was the organization's baseball operations intern in 2001, just completed his sixth season as General Manager of the 2011 AL Champion Texas Rangers. These are just two of the many O'Dowd colleagues who have gone on to further their careers.

Prior to joining the Rockies, O'Dowd served the Indians front office for 11 years, from 1988-98, most recently as Vice President of Baseball Operations and Assistant General Manager. During his tenure in Cleveland, the Indians won four straight AL Central pennants (1995-98) and advanced to the World Series in 1995 and 1997. He spent his first five seasons (1988-92) as Cleveland's Director of Player Development, cultivating future All-Stars such as Charles Nagy, Manny Ramirez, Jeff Shaw and Jim Thome. Indian's President Hank Peters promoted O'Dowd after Baseball America named Cleveland its 1992 Organization of the Year. O'Dowd spent six seasons as Assistant GM and directly oversaw the player development and scouting departments. From 1988-92, O'Dowd oversaw the Colorado Springs Sky Sox, Cleveland's Triple-A Pacific Coast League affiliate. During that period, the farm team advanced to the PCL playoffs four straight seasons (1989-92) and won the league championship in 1992. Before joining the Indians, O'Dowd worked five years for the Orioles. He left Baltimore after two and a half seasons as Assistant Director of Player Development and Scouting. O'Dowd also worked in Baltimore's broadcasting and marketing departments.

Born September 6, 1959, Dan and his wife, Jackie, have three children and make their home in South Denver. He is a graduate of Rollins College in Winter Park, FL.

<b>WORLD SERIES TEAMS AT LEAST 9 GAMES UNDER .500</b>		
<b>YEAR</b>	<b>TEAM</b>	<b>LOW POINT</b>
1914	Boston Braves	- 16 (12-28)
1951	New York Giants	- 10 (2-12)
1973	New York Mets	- 13 (52-65)
2003	Florida Marlins	- 10 (19-29)
2005	Houston Astros	- 15 (16-31)
<b>2007</b>	<b>Colorado Rockies</b>	<b>- 9 (18-27)</b>

**TEAMS TO GO FROM LAST PLACE TO WORLD SERIES**

In 2007, the National League Champion Rockies became the 5th team in baseball history to go from last place in one season to the World Series in the next (Elias Sports Bureau).

<b>Year of WS</b>	<b>Team</b>	<b>Previous Year</b>	<b>WS Result</b>
1991	Minnesota	7th in AL West, 29.0 GB	Won in 7
1991	Atlanta	6th in NL West, 26.0 GB	Lost in 7
1993	Philadelphia	6th in NL East, 26.0 GB	Lost in 6
1998	San Diego	4th in NL West, 14.0 GB	Lost in 4
<b>2007</b>	<b>Colorado</b>	<b>T4th in NL West, 12.0 GB</b>	<b>Lost in 4</b>



## Greg Feasel

### Executive Vice President/Chief Operating Officer



Greg Feasel enters his seventeenth year with the Colorado Rockies Baseball Club and second as Chief Operating Officer. As such, Greg manages all aspects of the organization's business operations—including all revenue areas, customer service, ticket sales and operations, corporate sales, publications, broadcasting, community affairs, merchandising, promotions, special events, premier suites and party facilities, information systems, and human resources, in addition to all day-to-day operations at Coors Field.

In 2011, the organization enjoyed its sixth consecutive year of growth in ticket sales—making Coors Field the ballpark with the third-highest attendance out of all thirty major league teams for 2011.

Greg joined the Rockies prior to the 1996 season after serving as a Division Director of Sales and Marketing for Coca-Cola Enterprises where he was responsible for all revenue areas and key accounts, while overseeing the day-to-day operations of a Distribution and Sales Center. Greg is also a former educator in Texas and Colorado.

A graduate of Abilene Christian University, Greg was inducted into the school's Sports Hall of Fame in February 2005. Along with his brother, Grant, he was also selected for the ACU All-Century Team in 2005. Greg was a professional football player from 1983–1987. His career included time with the Green Bay Packers, San Diego Chargers and the Denver Gold in the United States Football League.

In addition to his responsibilities with the Rockies, Greg is also very active in the community. He currently serves as a Board Member of the Downtown Denver Partnership/Denver Civic Ventures Board, the Denver Hispanic Chamber of Commerce, VISIT DENVER (The Convention and Visitors Bureau), the University of Colorado Denver Business School Sports and Entertainment Management Advisory Council and is Executive Director of the Colorado Rockies Baseball Club Foundation. He has also served as President of Colorado's chapter of the NFL Alumni Association and as a Distinguished Visiting Professor at Johnson & Wales University.

Greg, his wife, Lynn, and their daughter, Zoie, reside in Denver.



## Hal Roth

### Executive Vice President - CFO & General Counsel



Hal Roth has served as the Rockies' Chief Financial Officer since August 1993 and General Counsel since the summer of 2000. He begins his 20th year with the organization. Hal is responsible for all the financial and legal functions of the club, including accounting, banking, insurance, contracts and litigation.

Prior to joining the club, Hal was a partner with the public accounting firm of Coopers & Lybrand for 19 years, 1975-93, where he specialized in taxation. He holds a Bachelor's Degree from Albion College, an M.B.A. and J.D. from the University of Denver and an L.L.M. (in taxation) from NYU. Hal is also a certified public accountant (inactive).

Hal and his wife, Connie, have two sons, Reilly and Rory, and reside in Englewood. He has served on a variety of charitable boards, including the Colorado Council on Economic Education, Colorado Children's Chorale, the Colorado Neurological Institute, and Seniors Inc. Hal is currently an advisor to DECA, a high school business program. His hobbies include golf, skiing, and climbing Colorado's 14,000-foot peaks during the summer.



## Bill Geivett

### Senior Vice President - Scouting & Player Development/Asst. GM



Bill Geivett was named Senior Vice President of Scouting and Player Development, Assistant General Manager in January of 2011 after serving the previous seven seasons as the Rockies Assistant General Manager and Vice President of Player Development. He oversees both scouting and player development, while also assisting Dan O'Dowd with all baseball decisions and evaluations.

Geivett, 48, joined the Rockies November 11, 2000 and is in his 12th season with the club, his 25th in professional baseball. Geivett has overseen the Rockies player personnel since his initial season with the club in 2000; he was given the additional responsibility of overseeing the Rockies farm system in 2003.

On Opening Day 2009, the Rockies put together an entire lineup of homegrown players, the only team in the Majors to accomplish that feat in 2009. Additionally, when the Rockies clinched their second postseason appearance in a span of three years, a 9-2 win vs. Milwaukee on October 1, 2009, all nine players in the starting lineup were either originally drafted or signed by Colorado.

In 2007, the Rockies were named the Organization of the Year by Baseball America after the club reached the World Series. Colorado's World Series roster featured 16 players who were originally drafted or signed by the Rockies. In 2004, the Rockies Minor League system produced both the Minor League Player of the Year (Jeff Francis) and Minor League Reliefs Relief Man winner (Ryan Speier), the first organization to ever claim both awards in the same season.

Bill came to Colorado from the Dodgers where he had worked since September of 1998, most recently as Assistant General Manager (2000). Prior to that, he was the Special Assistant to the GM for Tampa Bay. From 1994-96, he headed Montreal's farm system, which garnered the coveted Topps Organization of the Year honors in 1996. He broke into the Majors with the Yankees as a scout and organizational instructor in 1991. He coached collegiately at Loyola Marymount (1989-90) and Long Beach State (1991).

Geivett played four seasons of professional baseball in the California Angels organization until sustaining a career-ending knee injury with Double-A Midland in 1988. As a collegian, the third baseman received All-America accolades at the University of California-Santa Barbara. He is a member of the UC Santa Barbara Intercollegiate Athletics Hall of Fame. He also attended Sacramento City College and was drafted four times overall during the early 1980s.

Geivett has a Master's Degree from Azusa Pacific University (1991) and is an active member for the Society for American Baseball Research (SABR).

He and his wife, Bonnie, make their home in Parker, CO, with their children Rachel and Sam.



## Jay Alves

**Vice President - Communications / Public Relations**



Jay Alves was named to his current position on January 4, 2005. He enters his 15th season with the Rockies, his 30th in Major League Baseball. In 2010, Alves was honored by Major League Baseball as the recipient of the Robert O. Fishel Award for public relations excellence.

Alves, 57, began his baseball career in 1981 in the marketing department of the Oakland Athletics. After three years he was named the Assistant Director of Scouting (1984-1986) and then, over his last nine years with the Athletics, he served as the Director of Baseball Information (1987-95). During that time he was

the lead club public relations representative for the 1987 All-Star Game and during four postseason appearances, including three consecutive World Series (1988-90). He was also a member of Oakland's radio broadcast team (1993-95) where he did play-by-play and hosted pre- and postgame talk shows. Just prior to coming to Colorado he was the Director of Public Relations at SportsChannel Pacific (1996-97).

In addition to his Communication and Public Relation duties with the Rockies, Alves has occasionally substituted as a color analyst for Rockies televised games. He has also worked during baseball's post-season for ESPN and FOX. In addition, on behalf of Major League Baseball, Alves has worked in a public relations capacity at several All-Star games as well as the World Series.

Alves is a 1977 graduate of the University of Arizona with a degree in Radio-Television. Following graduation he was a sports anchor and reporter for the ABC affiliate in Tucson, Arizona, KGUN-TV.

Raised in Half Moon Bay, CA, Jay and his wife Doreen now make their home in Littleton, CO and have three sons, Andrew, Scott and Jake.



## Marcy E. Glasser

**Vice President - Corporate Sales**



Marcy English Glasser is in her 20th year with the Rockies, as she has been with the club since its inaugural season. In her current role, she is responsible for overseeing the club's revenue generated by sales of print advertising, in-stadium signage, video board advertising, game day/in-market promotions, use of team marks and online advertising. She also works with media rights holders in selling select inventory inside team radio and television broadcasts.

Marcy originally joined the Rockies in September, 1992, as an Account Executive. She was named Senior Director, Corporate Sales in 1999 before being promoted to Vice President- Corporate Sales in 2010. Prior to joining the Rockies, she worked in radio and television sales.

A graduate of the University of Kansas in 1979, where she earned a B.A. in Journalism, Marcy and her husband, Todd, reside in Littleton, CO. Their son, J.T. and daughter-in-law, Macy, reside in Louisville, KY.



## Kevin Kahn

**Chief Customer Officer / Vice President - Ballpark Operations**



Kevin Kahn begins his 19th season with the Rockies and 11th as Vice President, being named to that position on November 13, 2001. In December of 2003, the club named Kahn its first-ever Chief Customer Officer.

As CCO, he is responsible for overseeing the Coors Field Customer Service Committee, a group that focuses on raising the quality of the Rockies and Coors Field service partners for all of the club's employees, guests and sponsors. He continues to direct ballpark operations, including the club's partnership with Aramark, the food service provider at Coors. Prior to being named Vice President,

Kahn, 47, was Senior Director of Coors Field Operations from 1997-2000. He was the Director of Stadium Services his first three seasons.

Overall, Kahn has been involved with professional baseball for 30 years, as he previously worked for the Oakland Athletics from 1981 to 1993. He started as an operations assistant and was then named Director of Stadium Operations in 1987. He spent his last seven seasons with the A's in that capacity.

The Oakland, CA native graduated from Bishop O'Dowd High School. He received his Bachelor's Degree in Business Administration from California State University-Hayward.

Kevin has two children, Haley (11) and Kyle (9), and resides in Highlands Ranch, CO. He currently serves on the Board of Directors for the Police Activities League of Denver, and is also a member of Major League Baseball's Security & Facility Management Advisory Committee.



## Jim Kellogg

### Vice President - Community / Retail Operations



Jim Kellogg enters his seventh year as Vice President of Community and Retail Operations after being named to the post on January 1, 2006. This is his 19th season with the Rockies organization.

In his current role, Kellogg, 48, is responsible for directing the Rockies' retail operations as well as heading up the Community Affairs department. Jim works directly with players and coaches as the liaison between the front office and the community. His community work is a reflection of the Rockies' contributions to youth education and health. His duties include overseeing the Colorado Rockies

Baseball Club Foundation and the Colorado Rockies Charity Fund, in addition to managing the Rockies Dugout stores, Internship Program and Club Archives.

Prior to joining the Rockies, Kellogg spent eight years with Mercantile Stores. He serves on the Board of Directors for the Lower Downtown District, Inc., the Metro Denver Sports Commission and (now PAST Chairman of the CSHOF) Chairman of the Colorado Sports Hall of Fame, and is the current Chairman of the Children's Hospital Colorado Foundation's Corporate Leadership Council.

A graduate of Denver's J.K. Mullen High School, Jim attended Colorado State University and received his Bachelor's Degree from Regis University in 1987. He and his wife, Cheli, reside in Highlands Ranch, CO with their two children, Danny and Amanda.



## Michael Kent

### Vice President - Finance



One of the original members of the officer roster, Michael Kent joined the Rockies in January, 1992, and enters his 20th year with the club.

Kent, 54, is in contact with every department in the organization, assisting them in financial planning and budgeting. He also is responsible for financial reporting, cash management, club insurance and benefits. Michael came to Colorado after a decade with the Philadelphia Phillies (1982-91). He served as Controller at the time of his move West. Prior to joining the Phillies, he worked in the Long Island, NY, office of Deloitte Haskins & Sells, providing accounting services to small and growing businesses.

Michael and his wife, Mary, have five children: Jonathan, Laura, Timothy, Bryan, and Nicole. The family resides in Highlands Ranch, CO. He attended Villanova University and graduated with a degree in accounting in 1979.



## Sue Ann McClaren

### Vice President - Ticket Sales, Operations & Services



Sue Ann McClaren joined the Rockies in the fall of 1992 and enters her 20th season with the club, her 35th year in Major League Baseball. McClaren was named Vice President on December 1, 1995, becoming the Rockies' first female officer.

Sue Ann served as Director of Ticket Sales in the inaugural season of 1993, during which the Rockies set Major League records for highest attendance in a single game, night game, three-game series and single season. Colorado led the majors in attendance for each of its first seven seasons of existence (1993-99) and has drawn more than 44 million since 1993, better than any team in baseball.

Sue Ann joined Colorado after 15 years with the St. Louis Cardinals, who won three NL pennants and one World Series title during that time. She joined the Cardinals in their sales department, then worked her way up to Director of Ticket Sales before departing for the expansion Rockies.

A 1977 graduate of William Woods College in Fulton, MO, McClaren is single and lives in Denver.



## Bill Schmidt

### Vice President - Scouting



Bill Schmidt began his direction of the scouting department on October 1, 1999. He was named Vice President of Scouting on January 2, 2007.

Schmidt, 52, joined the Rockies from the Cleveland Indians, where he served four seasons (1995 –1999) as a National Crosschecker. Before that, Schmidt supervised the Southern California, Arizona and Nevada regions for the New York Yankees (1988-95). He worked for the Major League Baseball Scouting Bureau from 1987- 88, and launched his scouting career with the Cincinnati Reds (1982-84). All told, he has 29 years of scouting experience.

His first job out of college was as head baseball coach at his alma mater, Magnolia High School, in Anaheim, CA. He also assisted at Santa Ana Junior College (1982-84) and Arizona State (1985). Professionally, he coached in the Pioneer League for the Reds (1984) and Brewers (1986) before his three seasons (1991-93) coaching the Yankees' New York-Penn League club.

Born August 22, 1959, he and his wife, Linda, have two sons: Andrew (17) and Matthew (15). Bill has a Master's Degree from Azusa Pacific and a Bachelor's from Cal State-Long Beach.



## Elizabeth Stecklein

### Vice President - Human Resources



One of the Rockies' first employees, Stecklein enters her seventh year as Vice President of Human Resources after being named to the position on January 1, 2006.

Stecklein, 57, recently celebrated her 20th anniversary with the Club being hired in December 1991. She earned a promotion to Director of Personnel and Administration in 1995 and was a Senior Director for eight years from 1998-2005.

As the head of H.R., Liz oversees all personnel matters for the organization's many departments. She is responsible for negotiating benefit and insurance packages for all of the club's employees, both those located in Denver and throughout the country.

Prior to joining the Rockies, Stecklein spent 20 years in Employee Relations for Exxon Company, USA, before the company's relocation.

She is a graduate of Denver's Cathedral High School. Liz and her husband, Steve, have two grown children, son Stephen, and daughter-in-law Mandy, and grandchildren Kylie, Bailey, and Madison and daughter, Kristin and son-in-law Eric.



## Jeff Bridich

### Senior Director - Player Development



Jeff Bridich begins his eighth season with the Rockies, his first as Senior Director of Player Development after being named to that position on September 14, 2011. He joined the Rockies front office in December of 2004 as Manager of Minor League Operations and spent the last six seasons as the Senior Director of Baseball Operations.

The 34-year-old oversees all phases of the club's Player Development system. As Senior Director of Baseball Operations, Jeff assisted Dan O'Dowd in various aspects of baseball operations, including contract issues, player transactions, payroll management, financial and statistical analysis and rules administration. Bridich came to Colorado after working in the Office of the Commissioner for Major League Baseball from 2001-04. Jeff worked closely with each Major League team in minor league contracts and transactions.

A graduate of Harvard University in 2000, the Milwaukee native played four seasons as a catcher and outfielder for the Crimson, serving as a tri-captain his senior year.

Born September 10, 1977, Jeff, his wife, Sarah, reside in Denver. They have a son, Benjamin, and a daughter, Maya.



## Marc Gustafson

### Senior Director - Scouting Operations



Marc Gustafson begins his 20th season with the organization. He was named Senior Director of Scouting Operations on September 15th, 2011. Marc was the Senior Director of Player Development from 2010 – 2011. He served as the Director of Player Development from 2006 – 2009 and Assistant Director of Player Development from 1997 – 2005. Prior to joining the front office, he was a Rockies organizational trainer for five years.

Gus, 42, supervises and administers all amateur scouting personnel throughout the season, manages the day-to-day operations of the Scouting Department, organizes the First-Year Player Draft in June, serves as the area scout for Colorado and Wyoming and evaluates other talent as assigned.

Marc and his wife, Amy, and their two sons, Jack (9) and Charlie (6), reside in Westminster. Born September 14, 1969, Gus lettered in football, baseball and basketball at Eaton (CO) High School. His great grandparents immigrated to Eaton and his family has lived there for four generations. He played baseball at Doane College in Crete, NE and graduated from Colorado State University, earning a Bachelor's Degree in Exercise and Sport Science.



## Rolando Fernandez

### Senior Director - International Scouting



Rolando Fernandez begins his 20th season with the Rockies organization and serves as the Senior Director of International Scouting. Rolando oversees all aspects of International Scouting including player signings, scouting, player development and day-to-day operations.

Some of the players he has signed include Rockies' players Jhoulys Chacin, Juan Nicasio, Esmil Rogers, Jonathan Herrera, Franklin Morales, Wilin Rosario and Hector Gomez. Other Major League players include Ubaldo Jimenez, Alberto Arias, Everth Cabrera, Pedro Strop and Aneury Rodriguez. According to a Baseball America study in 2010, the Rockies' Minor League system ranked second in all of baseball behind the Yankees in overall International talent. In 2005, Rolando was honored as the Rockies' Herb Hippauf Scouting Award recipient. Prior to his current role, Rolando spent four seasons as the roving Latin American Coordinator and in 1999, was named the Rockies' Player Development "Man of the Year." Fernandez coached the Rockies' Arizona Rookie League club from 1994-97 and Visalia for half the '93 season. Before joining the Rockies, the former outfielder played three years in the Chicago Cubs organization. He was drafted by the Cubs in the 1990 June draft.

A 1990 graduate of Northwestern State University of Louisiana, Rolando has a Bachelor's Degree in Advertising. 'Ro' is married to Kim Velazquez and has two daughters, Sofia Camille and Adriana.



## Tom Probst

### Senior Director - Medical Operations & Special Projects



Tom Probst begins his first season as the club's Senior Director – Medical Operations and Special Projects, after six seasons as the club's Director of Medical Operations.

"T.P.'s" job responsibilities include overseeing all medical personnel at both the major and minor league levels as well as the workers compensation program organization wide. He is also involved with the Scottsdale Spring Training, Grand Junction and Dominican Republic (Boca Chica) facilities projects in an overview of the Rockies interest in all three locations.

An original hire when the team began minor league play in 1992, Probst worked in the training room for each of Colorado's first 12 seasons. He served as assistant athletic trainer from 1993-98 before being named the second head trainer in franchise history on October 27, 1998.

In 2003, he and Keith Dugger were named Major League Training Staff of the Year by their peers.

Probst was also selected to represent the National League as one of its trainers at the 2003 All-Star Game in Chicago. Following the 2004 season, he toured Japan with the Major League Baseball All-Stars.

T.P. served as trainer for the franchise's first group of draftees during a June, 1992, mini-camp. Later that year, he was the trainer of the first team in organizational history, Bend in the Northwest League. The '92 campaign marked a return to pro baseball for Probst, who also spent five years in the Montreal organization.

Tom previously served on the Executive Board of the Professional Baseball Athletic Trainers Society (PBATS). He was the NL representative for PBATS in 2002 and 2003 and the treasurer in 2004. In December of 2004, he was asked to speak in Nagoya, Japan for JPBATS. Probst has been a member of the MLB Workers Compensation Quality Council since 2005 and most recently has assisted with development of the Electronic Medical Records system and Injury Surveillance System with MLB and participated in the EMR Advisory Committee.

Probst has two degrees: one in Physical Education from Mankato State University ('81) and a B.S. in Physical Therapy from Florida International University ('88).

He and his wife, Gina, reside in Littleton, CO with their three sons, Daniel, Nicholas and Christopher.



## Paul Egins

### Director - Major League Operations



An original hire, Paul Egins accepted his position with the organization in September of 1991 and officially joined the club on October 30, 1991.

Egins, 48, coordinates the Rockies Spring Training operations, Major League team travel duties, player relations and has special scouting assignments. The Columbus, GA native was promoted to Director of Major League Operations on November 16, 2000 after serving as Director of Player Development from September 9, 1997 through the end of 1999. He's also held the titles of Assistant Director of Player Development, Player Personnel and Scouting.

"Egs" worked for the Braves from 1988-91, finishing his time with Atlanta as Assistant to the Director of Player Development and Scouting. He first joined the Braves as Assistant Director of Player Development.

Prior to his arrival in Atlanta, Egins spent two seasons as the team trainer of the Burlington Braves in the Midwest League. He also worked in a similar role at both the University of Georgia and Florida A&M.

Born September 22, 1963, Egins received a Bachelor's Degree in Biology from Georgia in 1986. Paul's graduate work at Florida A&M was in Sports Administration. He is single and resides in Denver.



## Jon Weil

### Director - Professional Scouting



Jon begins his seventh season with the Rockies and fifth in his current role. This is his 17th overall season working in Major League Baseball. Before joining the Professional Scouting department, Weil worked as the Rockies' Manager of Minor League Operations. Prior to coming to Colorado, he spent four and a half years as an area scout for the Kansas City Royals, based in the Atlanta area.

Currently, Weil oversees the Rockies' Professional Scouting operation, organizing both Major League and Minor League scouting coverage and analyzing the other 29 Major League organizations for trades and acquisitions. He also

evaluates the Rockies' minor league system and other potential acquisitions on assignment. Weil began his career in baseball as a batboy in 1996 and 1997, working for the World Champion Florida Marlins in 1997.

In 1998 and 1999, he interned in Florida's Player Relations and Scouting Department, respectively, and completed MLB's Scout Development Program in 2000. A native of Hollywood, FL, Jon graduated from Hollywood Hills High School in 1996 and received a baseball scholarship to the University of Georgia. He graduated with Honors from the University of Florida in 2000, earning a B.S. Degree in Business Management, and subsequently earning his M.S. Degree in Sports Management from Nova Southeastern University.

Jon and his wife, Laura, reside in Stapleton, CO with their daughters, Anabella and Kendall.



## Danny Montgomery

### Assistant Director - Scouting



An original hire, Danny Montgomery has been with the Rockies organization since November of 1991. He started out as an area scout in the Carolinas but currently holds a role as the Assistant Director of Scouting/National Crosschecker.

Montgomery works closely with the Vice President of Scouting, Bill Schmidt, and is one of the key contributors and participants in the annual amateur free agent draft that is held June. Montgomery has held his current title since earning a promotion in 2005. However, during the 1998-99 seasons, he enjoyed the role as a West Coast crosschecker and became an East Coast crosschecker the following year (2000) which resulted in him eventually earning a position as a National crosschecker in 2002.

In 2001, Montgomery received the Herb Hippauf Memorial Award, an honor given every year by the Rockies' scouting department, for his outstanding leadership, performance and loyalty to the organization.

Montgomery was drafted as a shortstop by the Dodgers in 1986 and played in that position in the Minor Leagues until a knee injury curtailed his career. He retired as a player in 1989 and immediately became a coach with the Rookie League Dodgers in Kissimmee, FL. Following that season he became an area scout with the Dodgers and stayed in that position until joining the Rockies front office. Montgomery attended UNC Charlotte, where he played baseball (shortstop) and studied psychology. He is a graduate of TC Roberson High School in Asheville, NC, where he starred in baseball and basketball. He was a high school teammate of Major League hurler Darren Holmes, a former Rockie.

Danny is single and resides in Charlotte, NC.



## Zach Wilson

### Assistant Director - Player Development



Zach Wilson joined the Player Development Department in September, 2011. Originally hired in January of 2002, he joined the front office in the Scouting Department in April of 2003 and was promoted to Assistant Director of Scouting on January 1, 2011, after serving as Manager of Scouting since 2006.

In his current role, Wilson, 33, assists in all aspects of Player Development, including the management of the day to day operations and staff members, as well as evaluating players within the system. In his previous role, Zach supervised all amateur scouting personnel, managed day to day operations of the Scouting Department, organized the First-Year Player Draft and served as the area scout for Colorado and Wyoming.

A former second baseman, Wilson was a Junior College All-American as a freshman at Vincennes University in 1997. He played two years at Vincennes (1997-98) and then two years at Indiana-Purdue University at Fort Wayne (1999-2000). He earned his Bachelor's Degree in Business from Indiana University.

Born and raised in Fort Wayne, IN, Zach attended Northside High School in Fort Wayne where he was first-team all-state in baseball. He, his wife, Jenny, and their daughter, Jadie, reside in Denver.



## Pat Daugherty

### Special Assistant to the General Manager



Pat Daugherty joined the Rockies in September of 1991 and served as the club's first scouting director until 1999. He moved into his current role in 2000. This year marks his 38th season in professional baseball. In 2005, The Scout of the Year program named Pat as its Midwest Region Scout of the Year.

As scouting director, Daugherty's staffs helped draft players such as Todd Helton and Jason Jennings. Pat came to Colorado after six seasons as Montreal's scouting supervisor. In 1990, he also managed the club's New York-Penn League affiliate. He was the head coach at Indian Hills Community College in Centerville, IA for 17 years. In 1981, the Montreal Expos named him Field Director of Player Development. Pat won more than 500 games at IHCC and the school's diamond is named after him.

His pro career began in 1972 as manager at Cocoa Beach in the Gulf Coast League. In 1998, the American Baseball Coaches Association inducted him into its Hall of Fame. He's also a member of the Simpson College Hall of Fame, the Iowa Coaches Hall of Fame and the National Junior College Hall of Fame. Daugherty has a degree from Simpson and a Master's from Drake University.

He and his wife, JoAnn, have four children: Mary Beth, Ann, Peggy and Mike.



## Dave Holliday

### Special Assistant to the General Manager



Dave Holliday begins his 19th year with the Rockies, his fifth as a Special Assistant to the General Manager.

Holliday, 56, had been the organization's National Cross-Checker/Special Assignment Scout for 13 seasons. In 2002, he received the Herb Hippauf Scouting Award, an honor given every year by the Rockies' scouting department in dedication of Herb Hippauf, a Rockies scout who passed away in 1995.

Prior to joining the Rockies in 1994 he was an area scout for Pittsburgh from 1990-93. He also served as an assistant coach at Oklahoma State (1981-88), his second stint with OSU, after receiving his first assistant coaching position there in 1977. At Yavapai JC he was an assistant coach in 1979-80. From there, Dave spent one year as the head coach at Murray State JC.

A 1973 graduate of Uniontown (PA) High School, Dave attended Grand Canyon University, earning a B.S. in Physical Education and an M.S. in Exercise Physiology.



## Nick Piburn

### Manager - Communications / Public Relations



Nick Piburn, 27, begins his sixth season with the Rockies, and third season in his current role of Manager. Piburn was the PR intern in 2007, and returned to the Rockies in June, 2008 after spending six months as an intern and coordinator in the Texas Rangers PR department. Piburn was the coordinator of Communications/PR from June 2008-May 2010 prior to his current position.

In addition to acting as a liaison between the team and media, Piburn manages the release of club information on a day-to-day basis through team game notes, press releases, social media, the yearly information guide and statistical analysis.

A native of Colorado, Piburn received a Bachelor of Arts degree in Technical Journalism from Colorado State University in 2006. Nick and his wife, Nikki, were married in June 2009 and reside in Denver.





## Zack Rosenthal

**Manager - Baseball Operations/ Asst. General Counsel**



Zack Rosenthal joined the Rockies in February, 2006, as an intern in Player Development and was named to his current position in September, 2011.

On the baseball side, Rosenthal, 32, assists the General Manager with contract issues, player transactions, payroll management, salary arbitration, statistical analysis and rules administration. Additionally, he assists the General Counsel with business matters, litigation and other legal issues. After receiving his Bachelor of Arts in Mass Communication from the University of California at Berkeley, Rosenthal earned his J.D. at Boston University School of Law and his Master of Science in Communication from Boston University College of Communication.

Rosenthal joined the Rockies after working for the Boston Red Sox as an intern in Fenway Affairs, and following a year as an Account Manager with the Oakland Athletics.

Zack and his wife, Kara, were married in October 2007, and currently live in Denver.



## Chris Warren

**Advance Scout**



A former Rockies draft pick, Warren begins his eighth season as the club's Major League Advance Scout. He works closely with the coaching staff and players on scouting and putting together various strategies on breaking down upcoming opponents and putting the team in a position to win.

Warren was drafted in the 20th round of the 1999 June draft by the Rockies. He played six seasons with the organization. Chris played under former Rockies coach Dave Collins at Salem in 2001, helping the Avalanche to the Carolina League Championship. The middle-infielder retired after spending the 2003 season

at Double-A Tulsa.

Warren attended and played at Howard University, which is located in our nation's capitol, Washington D.C. He was named team MVP three of the four seasons he attended Howard. A graduate of Cedar Shoals High School in Athens, GA. Chris was also a three-time all-state selection in baseball.

Born November 24th, 1976, Chris resides in Parker, CO.



## Walter Sylvester

**Assistant - Baseball Operations**



Walter Sylvester enters his third year as a Baseball Operations Assistant. He spent the last four years in Player Development. Prior to that, Walter spent two seasons as a Baseball Operations Assistant and one season as a Baseball Operations Intern with the Colorado Rockies.

Sylvester, 42, assists in all areas of the Major League Club, including CBA interpretation, roster management, contract negotiations, statistical analysis, and arbitration cases. After completing his undergraduate work in mechanical engineering at UCLA and four years as an outside plant engineer for Pacific Bell,

Sylvester earned an MBA in Finance from the Wharton School at the University of Pennsylvania. He previously worked for Disney Consumer Products, ESPN, Sirius Satellite Radio and the Memphis Redbirds.

A native of Davis, CA, Sylvester is single and resides in Denver.



## Kent McKendry

**Assistant - Baseball Operations**



McKendry begins his second full season in the Rockies front office in 2012.

McKendry, 24, is primarily involved in Major League Operations, and is responsible for providing support in salary arbitration and free agency, as well as statistical research and analysis.

A native of Colorado, and a Boettcher Scholar, McKendry earned his BSBA in Finance with a minor in Business Ethics and Legal Studies from the University of Denver in 2010. He also earned an MBA in Finance from the Daniels College

of Business at the University of Denver in 2011. At DU, Kent helped start the first club baseball team in the school's history.

Kent currently resides in Denver, CO.



## Walker Monfort

### Assistant - Player Development



Walker is in his third season as a full-time employee of the Colorado Rockies. He officially joined the Rockies front office in December of 2009 after four years of part-time work, including time spent with the team's Grounds Crew, in the Visiting Clubhouse and in both the Ticketing and Promotions departments at Coors Field.

Monfort, 25, graduated from Colorado State University in December 2009. He earned a Bachelor's Degree in Journalism and Technical Communication and obtained a minor in Business Administration. He attended Eaton High School in northern Colorado, where he played four years of baseball and won the 3A State Championship in back to back years (2003-04).

As the club's Assistant in Player Development, he provides support to all aspects of the Baseball Operations Department; his primary focus however, is in Minor League Administration and Player Development. Within the Player Development department, Walker assists in transactions, travel and evaluation of minor league players and staff.



## Mike Kennedy

### Coordinator - Communications / Public Relations



Mike Kennedy enters his third season with the Rockies in 2012. He joined the Rockies in July of 2010 in his current role.

Kennedy, 26, works with the local and national media fulfilling media inquiries and providing information and analysis. In addition to daily media relations work, he writes, edits and designs the Rockies annual information guide.

In 2008, he graduated from the University of Wisconsin-Milwaukee, earning a degree in Journalism and Mass Communication. Prior to his joining the Rockies he worked for the Milwaukee Iron Arena Football Team as the club's Director of

Media Relations in 2010 and as a Baseball Communications Intern for the Minnesota Twins in 2009.

A native of Chaska, Minnesota, Mike currently resides in Denver, CO.



## Adele Armagost

### Assistant to the Executive VP, Chief Baseball Officer/GM



Adele Armagost is now in her 20th season as a member of the Rockies front office. She took over her current role in August of 2002.

Armagost joined the club in April of 1993 and spent her first seven years as assistant director of team travel and coordinator of player relations. She then spent three seasons as an executive assistant to the Rockies Ownership Group. Adele has continued to be involved in all aspects of the club's Spring Training and team travel since 1993.

A Colorado native, Adele attended the University of Northern Colorado in Greeley and now makes her home in Denver. For nine years before joining the Rockies, Armagost worked in the housing development industry. She is a charter member of the New Millennium Book Club, which began in April of 2000.

Adele and her cockapoo, Daisy, are part of the Prescription Pet Program for Children's Hospital Colorado in which Adele also serves as Secretary of the program.



## Irma Castañeda

### Assistant - Communications/PR and Baseball Operations



Irma Castañeda begins her 16th season with the Rockies and her first year as Assistant - Communications/PR and Baseball Operations. Irma provides administrative support for the Public Relations, Scouting, Player Development and Major League Operations departments.

Castañeda began working in baseball in 1985 for Milwaukee's AA affiliate El Paso Diablos as a seasonal worker until the 1993 season. During the 1995 All-Star FanFest in Arlington, TX, Irma served as an Event Manager. In 1996, Irma completed a ticketing internship with the Atlanta Braves AAA affiliate Richmond. In September

of 1996, Irma was hired on part-time in the Rockies call center, later to become a full-time employee in the Group Sales Department. In May 2001, Irma was named Asst. to the Director - Communications /Public Relations and eventually Asst. to the Vice President - Communications/PR.

A 1996 graduate of the University of Texas at Austin, Irma majored in Sport Management. Castañeda worked in the Sports Information Department during her time at Texas.

Born and raised in El Paso, TX, Irma lives in Morrison, CO and has two daughters, Larissa Marie and Tatiana Isabel.

ROCKIES FRONT OFFICE STAFF



Arden Albers  
*Engineering*



Kari Anderson  
*Corporate Sales*



Tim Arnpriester  
*Engineering*



Becky Arrieta  
*Ticket Operations*



Jeff Arundel  
*Engineering*



Kate Bakarich  
*Corporate Sales*



Kristi Stehlik-Baxter  
*Merchandising*



Grayson Beatty  
*Outbound Sales*



Jeff Benner  
*Season Tickets*



Mary Beth Benner  
*Ballpark Operations*



Justin Bennett  
*Outbound Sales*



Joel Binfet  
*Accounting*



Jason Brunkan  
*Ticket Operations*



Steve Burke  
*Ballpark Operations*



Jill Campbell  
*Advertising/Marketing*



Laine Campbell  
*Accounting*



Randy Carlill  
*Engineering*



Liz Coates  
*Promotions*



Beverly Coleman  
*Promotions*



Richard Cordova  
*Engineering*



Jesse Coronado  
*Engineering*



Tony Cowell  
*Engineering*



Juli Daedelow  
*Accounting*



Dallas Davis  
*Community Affairs*



Marty DeRosier  
*Ballpark Operations*



Bobby DiCroce  
*Season Tickets*



Ryan Dillon  
*Outbound Sales*



Scott Donaldson  
*Ticket Operations*



Jeff Donehoo  
*Broadcasting*



Reuben Donnelly  
*Group Sales*

ROCKIES FRONT OFFICE STAFF



Terry Douglass  
*Executive Office*



Phil Emerson  
*Accounting*



Kevin Fenton  
*Ticket Operations*



Andy Finley  
*Party Facilities*



Jason Fleming  
*Promotions*



Kevin Flood  
*Ticket Operations*



Donny Gerber  
*Engineering*



Ryan Gibson  
*Broadcasting*



Gloria Giraldi  
*Purchasing*



Matt Haddad  
*Outbound Sales*



Kent Hakes  
*Ticket Operations*



Kelly Hall  
*Community/Retail*



Aaron Heinrich  
*Merchandising*



Travis Howell  
*Ballpark Operations*



Steve Hughes  
*Engineering*



Bev Irvine  
*Ballpark Operations*



Camden Kelley  
*Broadcasting*



Nichole Kluk  
*Outbound Sales*



Tina Kopp  
*Merchandising*



Kent Krosbakken  
*Broadcasting*



Gary Lawrence  
*Purchasing*



James Leflar  
*Engineering*



Dan Lentz  
*Corporate Sales*



Farrah Magee  
*Season Tickets*



Scott Magennis  
*Engineering*



Colleen McBride  
*Engineering*



Charles Mendenhall  
*Party Facilities*



Brett Newmark  
*Ticket Services*



Scott Nixon  
*Ticket Operations*



Oly Olsen  
*Ballpark Operations*

**ROCKIES FRONT OFFICE STAFF**



**Kim Olson**  
*Business Operations*



**Brady O'Neil**  
*Promotions*



**Luella Ozawa**  
*Information Systems*



**Paul Parker**  
*Community Affairs*



**Patty Penfold**  
*Executive Office*



**Jason Regan**  
*Outbound Sales*



**Megan Roberts**  
*Merchandising*



**Evelyn Rockett**  
*Group Sales*



**Robin Rollins**  
*Merchandising*



**Jenny Roope**  
*Corporate Sales*



**Ernest Sandoval**  
*Engineering*



**Traci Sauerteig**  
*Party Facilities*



**Brian Schneringer**  
*Ballpark Operations*



**Sandy Seta**  
*Ballpark Operations*



**Greg Sexton**  
*Security*



**Matt Stack**  
*Information Systems*



**Madora Stauffer**  
*Engineering*



**Bill Stephani**  
*Information Systems*



**Cathy Taylor**  
*Group Sales*



**Todd Thomas**  
*Outbound Sales*



**Steve Tomlinson**  
*Merchandising*



**Sarah Topf**  
*Advertising/Marketing*



**Albert Valdes**  
*Ballpark Operations*



**James Valdez**  
*Ticket Services*



**Julian Valentin**  
*Advertising/Marketing*



**Nate Vander Wal**  
*Corporate Sales*



**Tammy Vergara**  
*Finance*



**Antigone Vigil**  
*Community Affairs*



**Marisol Villagomez**  
*Advertising/Marketing*



**Jeff Von Feldt**  
*Information Systems*



**Jim Wiener**  
*Engineering*



**Mark Young**  
*Engineering*



COURS FIELD

2012 ROCKIES





# JIM TRACY

4

## MANAGER

Ht: 6-0

Wt: 185

Age: 56

Born: Dec. 31, 1955 in Hamilton, OH

Residence: Denver, CO

Managerial Experience: 10 seasons

Named: Manager on May 29, 2009

# COLORADO

**MANAGERIAL CAREER:** Rockies Manager Jim Tracy enters his third full season (fourth total) as the skipper of the Rockies...Tracy was named the fifth manager in Rockies team history on May 29, 2009 and led the Rockies to a 74-42 (.638) record in his first season at the helm...following 2009, Tracy was named National League Manager of the Year by *Sporting News* and by the Baseball Writers Association of America...on the day (Nov. 18, 2009) it was announced that he had won his first BBWAA award, Tracy agreed to terms on a three-year contract to manage the Rockies at least through 2012...in 2010 Tracy became the second Rockies manager to lead Colorado to consecutive winning seasons, as the club turned in a mark of 83-79...Colorado is 230-210 (.523) since Tracy took over the club on May 29, 2009...Colorado's .523 winning percentage since May 29, 2009 is the 11th-best mark in the Majors, and 5th-best in the NL...Tracy's career managerial record now stands at 792-782 (.503)...Tracy's 792 wins are the 10th-most among active Managers...when he took over as manager of the Rockies on May 29, 2009, Tracy's career record was 10 games below .500, while the Rockies record (for 2009) was also 10 games under (.488)...following a win on June 18 vs. Tampa Bay, both Tracy and the Rockies returned to the .500-mark on the same day...Tracy, who began the 2009 season as bench coach of the Rockies, had seven years of Major League managerial experience prior to joining Colorado...most recently, was manager of the Pittsburgh Pirates (2006-07) after completing a five-year stretch as manager of the Los Angeles Dodgers (2001-05)...during his time with the Dodgers, he led the club to a 427-383 (.527) regular season record, including a first-place finish in the National League West in 2004...for his efforts in 2004, Tracy finished third in the Manager of the Year balloting...in 2002, Tracy represented the Dodgers as a coach for the National League All-Star team at the 73rd Major League Baseball All-Star Game at Miller Park in Milwaukee...in two seasons with the Pirates, Tracy posted a 135-189 (.417) regular season record.

**2011:** Colorado got out to one of the fastest starts in franchise history, going 17-8 and holding the lead in the National League West following the season's first month...the 17 wins in April tied a franchise record (17 wins in 1997) and the 17-8 record was the Rockies second-best mark through April in club history (17-7 in 1997)...the hot April included a 7-1 road trip at Pittsburgh and at New York-NL...the 7-1 two-city road trip was the 2nd-best winning percentage for a minimum two-city trip in club history (6-0, 9/21-27/07)...the Rockies finished the season 73-89, the club's fewest wins since 2005 (67 wins).

**2010:** In his first full season, and second season total as Rockies Manager, Tracy led the club to another winning record (83-79) and a third place finish in the National League West...Tracy skipped the club to consecutive winning seasons for the second time in franchise history (also: 1995-97)...Colorado's 175 wins over the two seasons is a franchise record for a two-year span...Tracy won his 700th career game as a Major League Manager on 8/23 vs. ATL, a 5-4 Rockies victory...Tracy won his 100th game as Rockies Manager on 5/29 vs. LAD, as he led the Rockies to an 11-3 win over his former squad at Coors Field.

**2009:** The 2009 season marked Tracy's first with the Rockies, as he was hired as a bench coach on November 24, 2008...he took over as manager of the club on May 29, 2009, when the team had a record of 18-28...from May 29 through the end of the season the Rockies were 32 games over .500 and posted the second-best record in the Major Leagues in that span, trailing only the World Champion New York Yankees' mark of 76-39 (.661)...the club finished with a franchise-record 92 wins (92-70) and a franchise-best .568 winning percentage...under Tracy, the club clinched a postseason berth with a win on Oct. 1 vs. Milwaukee as the Rockies eventually earned the National League Wild Card...Tracy is the third manager in franchise history to lead his team to the postseason (also: Clint Hurdle in 2007; Don Baylor in 1995)...Tracy set a number of records in 2009, as the Rockies became just the 16th team in history to advance to the postseason after replacing managers in-season...the Rockies won 15 of their first 20 games under Tracy, the best record for a midseason replacement manager in his first 20 games since 1988, when the Red Sox went 19-1 for Joe Morgan in his first 20 games...Colorado went 20-7 (.741) in the first 27 games under Tracy...no Rockies manager reached 20 wins faster than Tracy (Hurdle-28 games; Buddy Bell-39 games; Jim Leyland-45 games; Don Baylor-61 games)...according to Elias, Tracy became just the third manager to take over a team that was at least 10 games under .500 and lead it to 10 games above .500 (Cito Gaston did it with the 1989 Toronto Blue Jays, reaching the AL Championship Series, as did Billy Southworth with the 1940 St. Louis Cardinals)...additionally, Tracy is the first manager in Major League history to lead a team to at least 20 games over .500 after being at least 10 games under .500 in the same season.

**AS PIRATES MANAGER: 2007:** In his second and final season as manager of the Pirates, Tracy's team went 68-94 (.420) and finished last in the NL Central...**2006:** Posted a 67-95 record (.414) in his first year as manager of the Pirates, his 30th season in professional baseball...his club went 37-35 after the All-Star break, a vast improvement over the first half record (30-60)...he also guided the team to a 15-4 record in one-run games in the second half, the best record

in the Majors...in July, Jim was named to Phil Garner's coaching staff for the All-Star Game (played at PNC Park) in Pittsburgh on July 11; he began coaching at first base, but also coached third base during contest before assisting on the bench.

**AS DODGERS MANAGER:** Named the Dodgers field manager on Nov. 1, 2000, becoming the 24th manager in franchise history and sixth in Los Angeles...served as interim manager from July 16-19, 2000 while former manager Davey Johnson was ill, and guided the club to a 3-1 record (wins were credited to Johnson per MLB rules)...during his time with the Dodgers, the team posted winning records in four of five seasons under Tracy...he led the 2004 club to a first-place finish in the National League West...he logged a .549 winning pct. in his first four seasons as a big league manager...in his first four years as leader of the Dodgers (2001-04), his team posted a 356-292 record and those teams played just 10 games that did not have playoff implications...**2005:** After four consecutive winning seasons, suffered his first losing season as a manager as the Dodgers went 71-91 and finished 4th in the NL West...**2004:** Guided the Dodgers to a 93-69 record including their first National League Western Division championship since 1995...finished 3rd in Manager of the Year voting, garnering four first-place votes and finishing behind Atlanta's Bobby Cox and St. Louis' Tony LaRussa...on June 20, 2004 vs. the New York Yankees, Tracy earned his 300th career victory... **2003:** Following the season, on Nov. 24, 2004, Tracy signed a two-year contract to manage the Dodgers club through the 2006 season...he picked up his 200th career win as a manager on May 16, 2003 vs. Florida...he guided the team to an 85-77 record and a second-place finish in the NL West...**2002:** The Dodgers finished as one of three teams in the Majors to register 90 or more victories and not qualify for the postseason, joining the Boston Red Sox (93) and Seattle Mariners (93)...at the All-Star Game, Tracy and Frank Robinson of the Montreal Expos, served as coaches at the 73rd All-Star Game at Miller Park in Milwaukee after being asked by Arizona manager Bob Brenly...Tracy became the first Dodger manager since Hall of Famer Tommy Lasorda in 1993 to be named an All-Star coach...**2001:** Led the Dodgers to an 86-76 record in his first season at the helm...kept the club in the playoff race the entire season, despite having to use the disabled list 20 times with players missing more than 600 combined games...the Dodgers had at least a share of first place for 39 days during the season and never trailed by more than 7.5 games, which came during the first half of the season...following the 2001 season, the Los Angeles front office exercised the options on Tracy's contract for the 2003 and 2004 seasons.

**COACHING:** Prior to his Major League managerial career Tracy served two full seasons as the Dodgers bench coach under manager Davey Johnson (1999-2000) in Los Angeles and four seasons (1995-98) as bench coach of the Montreal Expos under manager Felipe Alou ...he had been part of the Expos' organization since 1993...posted a 501-486 record in seven seasons as a Minor League manager from 1987-91 and 1993-94 with three organizations: Chicago Cubs, Cincinnati Reds and Montreal...his teams finished first or second in four of his seven seasons in the minors...he was named *Sporting News* and Eastern League Manager of the Year in 1993 after guiding Montreal's class Double-A affiliate in Harrisburg to a 94-44 record and league title...the Senators were also named Minor League Team of the Year by *Baseball America*...Tracy also earned the Expos' John McHale Award for player development excellence...made his managerial debut in 1987 with the Cubs' class Single-A Peoria...Tracy also spent the 1992 season as the Reds' minor league field coordinator.

**PLAYING CAREER:** Originally selected by the Cubs in the fourth round of the 1977 January First-Year Player Draft, Tracy made his professional playing debut with Pompano Beach in 1977...he won the Texas League batting title with a .355 average for Midland in 1979 prior to making his Major League debut with the Cubs in 1980 as an outfielder/first baseman...made his MLB debut as a pinch-hitter on July 21, 1980, then singled off San Francisco's Ed Whitson for his first Major League hit the following day...Tracy also played two years in Japan (1983-84) before retiring as a player following a brief stint with Tucson in 1984.

**PERSONAL:** James Edwin Tracy...Jim and his wife, Debra, have three sons; Brian (12/22/83), Chad (7/4/85) and Mark (1/1/88), and one grandson; Jackson (Brian's son, 12/23/11)...is a 1974 graduate of Badin High School in Hamilton, Ohio, where he played football, basketball and baseball...is a member of that school's sports Hall of Fame...attended Marietta (OH) College and batted .325 as a freshman in 1975 to help the squad reach the Ohio Conference and NCAA Division II Midwest Regional Championships and second-place finish in the NCAA Division II World Series...hit .411 and was an NCAA Division III All-American selection as a sophomore in 1976...is also a member of the Marietta College Sports Hall of Fame...other notable big leaguers to be inducted are Terry Mulholland and Kent Tekulve...received the school's Distinguished Alumnus Award during the 2003 offseason...his father, Jim Sr., played Minor League Baseball for the Phillies and Giants from 1948-1951...his son, Brian, was selected by the Dodgers in the 21st round of the 2002 June draft, but chose to play baseball at UC Santa Barbara...he is currently working as an area scout (OH, IN, TN, KY) for the Pirates organization...his son, Chad, completed his baseball career at Pepperdine University and was selected by Texas in the third round of the 2006 June draft...he spent 2009 at Double-A Frisco of the Texas League, hitting .279 (149-for-535) with 32 doubles, 26 home runs and 107 RBI while playing first base, left field and designated hitter...this past off-season the Rockies acquired Chad in a trade with Texas for RHP Greg Reynolds...his youngest son, Mark, was selected by the Rockies as a first baseman in the 2010 draft out of Duquesne University (PA).

## ROCKIES 2011 OPENING DAY ROSTER

- Pitchers (12):** Matt Belisle, Rafael Betancourt, Jhoulys Chacin, Jorge De La Rosa, Jason Hammel, **Ubaldo Jimenez**, Matt Lindstrom, Franklin Morales, Felipe Paulino, Matt Reynolds, Esmil Rogers, Huston Street.
- Catchers (2):** **Chris Iannetta**, Jose Morales.
- Infielders (7):** Jason Giambi, **Todd Helton**, Jonathan Herrera, **Jose Lopez**, Ian Stewart, **Troy Tulowitzki**, **Ty Wigginton**.
- Outfielders (4):** **Dexter Fowler**, **Carlos Gonzalez**, **Seth Smith**, Ryan Spilborghs.
- Disabled List (1):** Aaron Cook (15-day).

Purple Bold = Starter



**TRACY'S CAREER PLAYING RECORD**

Year	Club	Avg	G	AB	R	H	2B	3B	HR	RBI	BB	SO	SB
1977	Pompano Beach	.226	93	261	27	59	13	2	4	34	41	66	1
1978	Pompano Beach	.244	78	225	42	55	7	5	6	43	58	34	2
	Midland	.259	54	189	34	49	9	2	8	29	20	50	2
1979	Midland	.355	86	301	75	107	16	1	15	67	63	41	7
	Wichita	.273	44	150	26	41	9	1	4	18	21	36	0
1980	Wichita	.320	112	406	66	130	17	6	16	63	67	68	4
	<b>CHICAGO-NL</b>	<b>.254</b>	<b>42</b>	<b>122</b>	<b>12</b>	<b>31</b>	<b>3</b>	<b>3</b>	<b>3</b>	<b>9</b>	<b>13</b>	<b>37</b>	<b>2</b>
1981	Midland	.274	22	73	8	20	3	0	2	7	13	22	0
	<b>CHICAGO-NL</b>	<b>.238</b>	<b>45</b>	<b>63</b>	<b>6</b>	<b>15</b>	<b>2</b>	<b>1</b>	<b>0</b>	<b>5</b>	<b>12</b>	<b>14</b>	<b>1</b>
1982	Tucson	.318	133	481	85	153	35	3	12	100	81	83	5
1983	Taiyo	.303	125	469	61	142	29	2	19	66	32	74	3
1984	Taiyo	.222	3	9	1	2	0	0	1	5	2	1	0
	Tucson	.244	52	156	22	38	12	3	1	21	31	39	2
<b>Major League Totals</b>		<b>.249</b>	<b>87</b>	<b>185</b>	<b>18</b>	<b>46</b>	<b>5</b>	<b>4</b>	<b>3</b>	<b>14</b>	<b>25</b>	<b>51</b>	<b>3</b>

**TRACY'S MANAGERIAL RECORD**

Year	Club	League	W	L	Pct.	Finish	Postseason
1987	Peoria	Midwest	71	69	.507	2nd	None
1988	Peoria	Midwest	70	70	.500	6th/3rd	None
1989	Chattanooga	Southern	58	81	.417	4th/5th	None
1990	Chattanooga	Southern	66	78	.458	4th/4th	None
1991	Chattanooga	Southern	72	72	.500	2nd/3rd	None
1993	Harrisburg	Eastern	94	44	.681	1st	League Champions, 6-3 in playoffs
1994	Ottawa	International	70	72	.493	3rd	None
2001	<b>LOS ANGELES</b>	<b>NATIONAL</b>	<b>86</b>	<b>76</b>	<b>.531</b>	<b>3rd</b>	<b>None</b>
2002	<b>LOS ANGELES</b>	<b>NATIONAL</b>	<b>92</b>	<b>70</b>	<b>.568</b>	<b>3rd</b>	<b>None</b>
2003	<b>LOS ANGELES</b>	<b>NATIONAL</b>	<b>85</b>	<b>77</b>	<b>.525</b>	<b>2nd</b>	<b>None</b>
2004	<b>LOS ANGELES</b>	<b>NATIONAL</b>	<b>93</b>	<b>69</b>	<b>.574</b>	<b>1st</b>	<b>National League West Champions</b>
2005	<b>LOS ANGELES</b>	<b>NATIONAL</b>	<b>71</b>	<b>91</b>	<b>.438</b>	<b>4th</b>	<b>None</b>
2006	<b>PITTSBURGH</b>	<b>NATIONAL</b>	<b>67</b>	<b>95</b>	<b>.414</b>	<b>5th</b>	<b>None</b>
2007	<b>PITTSBURGH</b>	<b>NATIONAL</b>	<b>68</b>	<b>94</b>	<b>.420</b>	<b>6th</b>	<b>None</b>
2009	<b>COLORADO</b>	<b>NATIONAL</b>	<b>74</b>	<b>42</b>	<b>.638</b>	<b>2nd</b>	<b>National League Wild Card Champions</b>
2010	<b>COLORADO</b>	<b>NATIONAL</b>	<b>83</b>	<b>79</b>	<b>.512</b>	<b>3rd</b>	<b>None</b>
2011	<b>COLORADO</b>	<b>NATIONAL</b>	<b>73</b>	<b>89</b>	<b>.451</b>	<b>4th</b>	<b>None</b>
<b>COLORADO TOTALS</b>			<b>230</b>	<b>210</b>	<b>.523</b>		
<b>PITTSBURGH TOTALS</b>			<b>135</b>	<b>189</b>	<b>.417</b>		
<b>LOS ANGELES TOTALS</b>			<b>427</b>	<b>383</b>	<b>.527</b>		
<b>Major League Totals (Eight Seasons)</b>			<b>792</b>	<b>782</b>	<b>.503</b>		
<b>Minor League Totals (Seven Seasons)</b>			<b>501</b>	<b>486</b>	<b>.508</b>		
<b>Combined Professional Totals</b>			<b>1298</b>	<b>1268</b>	<b>.506</b>		

**TRACY VS. THE OPPOSITION**


						HOME	ROAD	TOTAL						
		W	L	W	L	W	L	W	L	W	L	W	L	
<b>N.L. EAST</b>						<b>A.L. EAST</b>								
VS. ATLANTA	17	16	12	17	29	33	VS. BALTIMORE	3	0	2	1	5	1	
VS. FLORIDA	17	12	14	20	31	32	VS. BOSTON	5	1	1	2	6	3	
VS. NEW YORK	15	15	17	18	32	33	VS. NEW YORK	2	1	1	5	3	6	
VS. PHILADELPHIA	14	14	7	24	21	38	VS. TAMPA BAY	2	1	2	1	4	2	
VS. WASHINGTON / MON.	21	12	18	14	39	26	VS. TORONTO	5	1	1	2	6	3	
<b>TOTALS VS. EAST</b>	<b>84</b>	<b>69</b>	<b>68</b>	<b>93</b>	<b>152</b>	<b>162</b>	<b>TOTALS VS. EAST</b>	<b>17</b>	<b>4</b>	<b>7</b>	<b>11</b>	<b>24</b>	<b>15</b>	
<b>N.L. CENTRAL</b>						<b>A.L. CENTRAL</b>								
VS. CHICAGO	24	16	18	17	42	33	VS. CHICAGO	5	7	0	3	5	10	
VS. CINCINNATI	23	19	21	21	44	40	VS. CLEVELAND	0	0	6	3	6	3	
VS. HOUSTON	21	18	16	23	37	41	VS. DETROIT	5	4	3	0	8	4	
VS. MILWAUKEE	33	13	18	22	51	35	VS. KANSAS CITY	4	2	2	7	6	9	
VS. PITTSBURGH	19	9	20	6	39	15	VS. MINNESOTA	2	4	1	2	3	6	
VS. ST. LOUIS	20	22	16	26	36	48	<b>TOTALS VS. CENTRAL</b>	<b>16</b>	<b>17</b>	<b>12</b>	<b>15</b>	<b>28</b>	<b>32</b>	
<b>TOTALS VS. CENTRAL</b>	<b>140</b>	<b>97</b>	<b>109</b>	<b>115</b>	<b>248</b>	<b>212</b>	<b>A.L. WEST</b>							
VS. ARIZONA	42	40	34	41	76	81	VS. LA ANGELS	7	8	6	18	13	26	
VS. COLORADO	34	19	26	29	60	48	VS. OAKLAND	0	0	4	2	4	2	
VS. LOS ANGELES	13	16	12	21	25	37	VS. SEATTLE	4	2	1	2	5	4	
VS. SAN DIEGO	38	39	40	39	78	78	VS. TEXAS	4	2	0	0	4	2	
VS. SAN FRANCISCO	40	38	34	45	74	83	<b>TOTALS VS. WEST</b>	<b>15</b>	<b>12</b>	<b>11</b>	<b>22</b>	<b>26</b>	<b>34</b>	
<b>TOTALS VS. WEST</b>	<b>167</b>	<b>152</b>	<b>146</b>	<b>175</b>	<b>313</b>	<b>327</b>	<b>TOTALS VS. A.L.</b>	<b>48</b>	<b>33</b>	<b>30</b>	<b>48</b>	<b>78</b>	<b>81</b>	
<b>TOTALS VS. N.L.</b>	<b>391</b>	<b>318</b>	<b>323</b>	<b>383</b>	<b>714</b>	<b>701</b>	<b>OVERALL TOTALS</b>	<b>439</b>	<b>351</b>	<b>353</b>	<b>431</b>	<b>792</b>	<b>782</b>	

Only one team in Major League Baseball had a worse record than the Rockies from the start of the 2009 season through June 3.

TEAM	RECORD
Washington Nationals	15-36 (.294)
<b>Colorado Rockies</b>	<b>20-32 (.385)</b>
Oakland Athletics	21-30 (.412)

Only one team in Major League Baseball had a better record than the Rockies from June 4 through the end of the 2009 season.

TEAM	RECORD
New York Yankees	72-37 (.661)
<b>Colorado Rockies</b>	<b>72-38 (.655)</b>
Los Angeles Angels	71-40 (.640)



# BOB APODACA

# 36

## PITCHING COACH

Ht: 5-11

Wt: 177

Age: 63

Born: Jan. 31, 1949 in Los Angeles, CA

Residence: Port St. Lucie, FL

Coaching Experience: 14 seasons

Named: Coach on Oct. 31, 2002

# COLORADO

APODACA

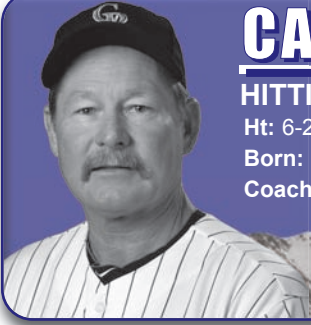
**MANAGING/COACHING CAREER:** Apodaca is in his 10th season as the club's pitching coach, the most tenured Major League coach on the Rockies staff...he is the sixth pitching coach in Rockies history, joining Larry Bearmarth (1993-95), Frank Funk (1996-98), Milt May (1999), Marcel Lachemann (2000-01) and Jim Wright (2002)...enters his 40th year in professional baseball...Apodaca oversaw a group of pitchers that combined to set the Rockies single season ERA record (4.14) in 2010...that included Ubaldo Jimenez setting several Rockies single season records and pitching the first no-hitter in club history (4/17 at ATL)...in 2009 the Rockies had five 10-game winners, the first time that has happened in franchise history...the 2009 Rockies pitching staff also set the previous team ERA (4.22) mark, ahead of 2007 (4.32)...the Rockies pitching staff has now posted the six-best ERA marks in club history over the last six years, since 2006...while Colorado has seen pitchers from within its own organization have success during Apodaca's tenure, several pitchers from outside organization have enjoyed success after joining the Rockies staff, including Jorge De La Rosa, Jason Hammel, Matt Belisle and Rafael Betancourt...in 2008, Bob was a member of the National League All-Star coaching staff led by Clint Hurdle at Yankee Stadium in July...Apodaca spent 30 seasons in the Mets system, including 29 consecutive as a player or coach from 1971-1999...was New York's pitching coach from 1996-99 and then Milwaukee's pitching coach in 2000 and 2001...returned to the Mets in 2002, as the pitching coach at Single-A St. Lucie of the Florida State League...after injuries eventually ended his playing career in 1981, Bob was hired that summer as a coach with Single-A Little Falls of the New York-Penn League...coached Double-A Jackson of the Texas League in 1983 before moving on to Single-A Columbia of the South Atlantic League for four seasons (1984-87)...in 1986, he led Columbia to the league championship, earning SAL Coach of the Year honors...in 1988, he joined Clint Hurdle at St. Lucie in what was Clint's first season as a professional manager...Bob went to Jackson in 1989, where Hurdle would join him one year later when Clint took over as the skipper of the Double-A club...from 1991-96, Bob coached for the Mets' Triple-A affiliate, including two seasons with Hurdle in 1992-93...after spending over half of the 1996 campaign with Norfolk, Apodaca was appointed as New York's Major League pitching coach on Aug. 26, 1996; spent 3 1/2 years in that capacity, including the wild card season of 1999.

**PLAYING CAREER:** The right-hander spent his entire professional career with the Mets starting at Single-A Visalia in 1971...made his Major League debut late in the 1973 season and went on to pitch four full seasons in a Mets uniform before injuries eventually ended his career...appeared in 184 games, 11 starts, going 16-25 with a 2.86 ERA and 26 saves...earned his first major league victory on May 13, 1974 when he beat Bob Gibson and the St. Louis Cardinals in a starting role...his best season came in 1975 when he posted a 1.48 ERA while allowing just 66 hits in 85.0 innings...tore a ligament in his right elbow during the final week of spring training in 1978...missed that entire season and pitched in only two games at Triple-A in 1979...the injury sidelined the righty for all of 1980...saw action in just 6 games with Jackson in 1981 before retiring.

**PERSONAL:** Robert John Apodaca...he and his wife, Deborah, have two sons, Bobby and Josh, and two daughters, Toby and Kim...was a third baseman in high school but converted to a pitcher at Cerritos Junior College...transferred to California State at Los Angeles where he was the team MVP as a senior...participates in the Rockies "Care & Share Program," which invites children living with serious illnesses to attend batting practice and meet Rockies players and coaches.

### APODACA'S CAREER PLAYING RECORD

Year	Club	W-L	ERA	G	GS	CG	SHO	SV	IP	H	R	ER	BB	SO
1971	Visalia	7-1	3.60	13	8	4	0	0	70.0	62	28	28	16	52
1972	Memphis	11-7	2.81	30	16	8	2	2	157.0	145	61	49	40	125
1973	Tidewater	6-3	1.80	34	3	3	0	0	80.0	63	20	16	28	45
	<b>NEW YORK-NL</b>	<b>0-0</b>	<b>—</b>	<b>1</b>	<b>0</b>	<b>0</b>	<b>0</b>	<b>0</b>	<b>0.0</b>	<b>0</b>	<b>1</b>	<b>1</b>	<b>2</b>	<b>0</b>
1974	<b>NEW YORK-NL</b>	<b>6-6</b>	<b>3.50</b>	<b>35</b>	<b>8</b>	<b>1</b>	<b>0</b>	<b>3</b>	<b>103.0</b>	<b>92</b>	<b>47</b>	<b>40</b>	<b>42</b>	<b>54</b>
1975	<b>NEW YORK-NL</b>	<b>3-4</b>	<b>1.48</b>	<b>46</b>	<b>0</b>	<b>0</b>	<b>0</b>	<b>13</b>	<b>85.0</b>	<b>66</b>	<b>18</b>	<b>14</b>	<b>28</b>	<b>45</b>
1976	<b>NEW YORK-NL</b>	<b>3-7</b>	<b>2.80</b>	<b>43</b>	<b>3</b>	<b>0</b>	<b>0</b>	<b>5</b>	<b>90.0</b>	<b>71</b>	<b>34</b>	<b>28</b>	<b>29</b>	<b>45</b>
1977	<b>NEW YORK-NL</b>	<b>4-8</b>	<b>3.43</b>	<b>59</b>	<b>0</b>	<b>0</b>	<b>0</b>	<b>5</b>	<b>84.0</b>	<b>83</b>	<b>38</b>	<b>32</b>	<b>30</b>	<b>53</b>
1978	<b>NEW YORK-NL</b>				<b>INJURED - Did Not Play</b>									
1979	Tidewater	0-2	15.75	2	2	0	0	0	4.0	6	7	7	0	0
1980	<b>NEW YORK-NL</b>				<b>INJURED - Did Not Play</b>									
1981	Jackson	1-3	7.56	6	5	0	0	0	25.0	39	28	21	14	14
<b>Major League Totals</b>		<b>16-25</b>	<b>2.86</b>	<b>184</b>	<b>11</b>	<b>1</b>	<b>0</b>	<b>26</b>	<b>362.0</b>	<b>312</b>	<b>138</b>	<b>115</b>	<b>131</b>	<b>197</b>



# CARNEY LANSFORD

# 43

## HITTING COACH

Ht: 6-2

Wt: 200

Age: 55

Born: Feb. 7, 1957 in San Jose, CA

Residence: Baker City, OR

Coaching Experience: 9 seasons

Named: Coach on Oct. 13, 2010

# COLORADO

**COACHING CAREER:** 1981 American League batting champion returns to the Colorado for his second season as the Rockies Major League hitting coach...2012 campaign will mark his seventh as Major League coach, having served as Tony La Russa's bench coach in both Oakland (1994-95) and St. Louis (1997-98), and the Major League hitting coach for the Giants (2008-09)...served as Triple-A manager in Angels organization in 1999, before leaving professional coaching ranks from 2000-06 to assist in his two sons' baseball development...in 2011 Lansford oversaw an offense that included Troy Tulowitzki becoming the second shortstop in National League history to post a 30 home run/100 RBI season...previously was a member of the Rockies' organization in 2007 as the Triple-A Colorado Springs hitting coach...the 2008 Giants finished eighth in NL with .262 batting average (1,452-for-5,543) and SF was sixth in doubles (311) and third in triples (37)...SF hit well over final 2 months of season, compiling .280 average (504-for-1797), which was second-highest clip in NL and seventh-best mark in Majors beginning 8/4...in 2007 Sky Sox emerged as one of best offensive clubs in Pacific Coast League, ranking third in circuit with .292 batting average, fourth with .452 slugging percentage and fifth with .353 on-base mark...1999 was his lone season as minor league manager, skipping Triple-A Edmonton in Angels' system...guided Trappers to third-place finish in Pacific Coast League's West Division...was Manager Tony La Russa's bench coach in St. Louis from 1997-98, while also serving as club's infield instructor...1996 was part-time instructor for Cardinals...1994-95 began professional coaching career under his former skipper, serving as La Russa's bench coach and infield instructor during manager's final two campaigns in Oakland.

**PLAYING CAREER:** Fashioned a fine Major League career, posting lifetime .290 average with 2,074 hits, 1,007 runs, 332 doubles, 151 home runs, 874 RBI and 224 steals in 1,862 games with California Angels (1978-80), Boston Red Sox (1981-82) and Oakland Athletics (1983-92)...1988 American League All-Star logged 5 seasons with .300-or-better average, while compiling at least as many walks as strikeouts in five different campaigns...originally signed by Angels in 1975 after graduating from Santa Clara, CA's Wilcox High School, finished third in 1978 AL Rookie of Year balloting after hitting .291 as 21-year-old...was dealt to Boston prior to 1981 season, and became first right-handed batter in 11 years to win AL batting title with .336 mark that season...also hit .336 with A's in 1989, second-best single-season mark in club history...made five trips to postseason and excelled upon October stage, batting .305 (39-for-128) with 18 RBI in 33 career playoff games...played in LCS five times (1979, 1988-90 and 1992) and had trio of World Series appearances (1988-90)...helped Athletics to 1989 World Championship by going 12-for-27 (.444) with a home run and 8 RBI in 7 games...tied World Series record by scoring 4 runs in Game 3 of 1989 Fall Classic, going 3-for-4 with home run and 2 RBI in Oakland's victory at San Francisco...excellent gloveman led AL third basemen in fielding four times (1979, 1987, 1988 and 1990).

**PERSONAL:** Carney Ray Lansford...grew up in San Jose, CA...was three-sport star at Wilcox (Santa Clara, CA) High School, earning letters in football, basketball and baseball...captained baseball team 3 years, basketball 2 years and football his senior season...on diamond, was named MVP of Santa Clara Valley Athletic League and of Central Coast Section his senior year...played against Dave Righetti's Pioneer High School teams as prepster...played Little League baseball and helped his San Jose team to World Series finals in Williamsport, PA...married, Debbie...has seen both sons matriculate to professional baseball as well, as both Josh and Jared are right-handed pitchers in professional baseball.

**LANSFORD'S CAREER PLAYING RECORD**

Year	Club	Avg.	G	AB	R	H	2B	3B	HR	RBI	BB	SO	SB
1975	Idaho Falls	.222	8	27	5	6	2	0	1	1	2	6	2
1976	Quad Cities	.287	121	418	87	120	19	5	14	86	72	70	26
1977	El Paso	.332	120	443	98	147	17	3	18	94	72	82	20
1978	<b>CALIFORNIA</b>	<b>.294</b>	<b>121</b>	<b>453</b>	<b>63</b>	<b>133</b>	<b>23</b>	<b>2</b>	<b>8</b>	<b>52</b>	<b>31</b>	<b>67</b>	<b>20</b>
1979	<b>CALIFORNIA</b>	<b>.287</b>	<b>157</b>	<b>654</b>	<b>114</b>	<b>188</b>	<b>30</b>	<b>5</b>	<b>19</b>	<b>79</b>	<b>39</b>	<b>115</b>	<b>20</b>
1980	<b>CALIFORNIA</b>	<b>.261</b>	<b>151</b>	<b>602</b>	<b>87</b>	<b>157</b>	<b>27</b>	<b>3</b>	<b>15</b>	<b>80</b>	<b>50</b>	<b>93</b>	<b>14</b>
1981	<b>BOSTON</b>	<b>.336</b>	<b>102</b>	<b>399</b>	<b>61</b>	<b>134</b>	<b>23</b>	<b>3</b>	<b>4</b>	<b>52</b>	<b>34</b>	<b>28</b>	<b>15</b>
1982	<b>BOSTON</b>	<b>.301</b>	<b>128</b>	<b>482</b>	<b>65</b>	<b>145</b>	<b>28</b>	<b>4</b>	<b>11</b>	<b>63</b>	<b>46</b>	<b>48</b>	<b>9</b>
1983	<b>OAKLAND</b>	<b>.308</b>	<b>80</b>	<b>299</b>	<b>43</b>	<b>92</b>	<b>16</b>	<b>2</b>	<b>10</b>	<b>45</b>	<b>22</b>	<b>33</b>	<b>3</b>
1984	<b>OAKLAND</b>	<b>.300</b>	<b>151</b>	<b>597</b>	<b>70</b>	<b>179</b>	<b>31</b>	<b>5</b>	<b>14</b>	<b>74</b>	<b>40</b>	<b>62</b>	<b>9</b>
1985	<b>OAKLAND</b>	<b>.277</b>	<b>98</b>	<b>401</b>	<b>51</b>	<b>111</b>	<b>18</b>	<b>2</b>	<b>13</b>	<b>46</b>	<b>18</b>	<b>27</b>	<b>2</b>
1986	<b>OAKLAND</b>	<b>.284</b>	<b>151</b>	<b>591</b>	<b>80</b>	<b>168</b>	<b>16</b>	<b>4</b>	<b>19</b>	<b>72</b>	<b>39</b>	<b>51</b>	<b>16</b>
1987	<b>OAKLAND</b>	<b>.289</b>	<b>151</b>	<b>554</b>	<b>89</b>	<b>160</b>	<b>27</b>	<b>4</b>	<b>19</b>	<b>76</b>	<b>60</b>	<b>44</b>	<b>27</b>
1988	<b>OAKLAND</b>	<b>.279</b>	<b>150</b>	<b>556</b>	<b>80</b>	<b>155</b>	<b>20</b>	<b>2</b>	<b>7</b>	<b>57</b>	<b>35</b>	<b>29</b>	<b>8</b>
1989	<b>OAKLAND</b>	<b>.336</b>	<b>148</b>	<b>551</b>	<b>81</b>	<b>185</b>	<b>28</b>	<b>2</b>	<b>2</b>	<b>52</b>	<b>51</b>	<b>25</b>	<b>37</b>
1990	<b>OAKLAND</b>	<b>.268</b>	<b>134</b>	<b>507</b>	<b>58</b>	<b>136</b>	<b>15</b>	<b>1</b>	<b>3</b>	<b>50</b>	<b>45</b>	<b>50</b>	<b>16</b>
1991	Tacoma	.304	8	23	1	7	1	1	0	1	2	1	0
	<b>OAKLAND</b>	<b>.063</b>	<b>5</b>	<b>16</b>	<b>0</b>	<b>1</b>	<b>0</b>	<b>0</b>	<b>0</b>	<b>1</b>	<b>0</b>	<b>2</b>	<b>0</b>
1992	<b>OAKLAND</b>	<b>.262</b>	<b>135</b>	<b>496</b>	<b>65</b>	<b>130</b>	<b>30</b>	<b>1</b>	<b>7</b>	<b>75</b>	<b>43</b>	<b>39</b>	<b>7</b>
<b>Major League Totals</b>		<b>.290</b>	<b>1862</b>	<b>7158</b>	<b>1007</b>	<b>2074</b>	<b>332</b>	<b>40</b>	<b>151</b>	<b>874</b>	<b>553</b>	<b>719</b>	<b>224</b>

LANSFORD

**LANSFORD'S CAREER LEAGUE CHAMPIONSHIP SERIES RECORD**

Year	Opponent	AVG	G	AB	R	H	2B	3B	HR	RBI	BB	SO
1979	CALIFORNIA vs. Baltimore	.294	4	17	2	5	0	0	0	3	1	2
1988	OAKLAND vs. Boston	.294	4	17	4	5	1	0	1	2	0	2
1989	OAKLAND vs. Toronto	.455	3	11	2	5	0	0	0	4	2	0
1990	OAKLAND vs. Boston	.438	4	16	2	7	1	0	0	2	0	1
1992	OAKLAND vs. Toronto	.167	5	18	0	3	0	0	0	1	1	1
<b>League Championship Series Totals</b>		<b>.316</b>	<b>20</b>	<b>79</b>	<b>10</b>	<b>25</b>	<b>2</b>	<b>0</b>	<b>1</b>	<b>12</b>	<b>4</b>	<b>7</b>

**LANSFORD'S CAREER WORLD SERIES RECORD**

Year	Opponent	AVG	G	AB	R	H	2B	3B	HR	RBI	BB	SO
1988	OAKLAND vs. Dodgers	.167	5	18	2	3	0	0	0	1	2	2
1989	OAKLAND vs. San Francisco	.438	4	16	5	7	1	0	1	4	3	1
1990	OAKLAND vs. Cincinnati	.267	4	15	0	4	0	0	0	1	1	0
<b>World Series Totals</b>		<b>.286</b>	<b>13</b>	<b>49</b>	<b>7</b>	<b>14</b>	<b>1</b>	<b>0</b>	<b>1</b>	<b>6</b>	<b>3</b>	<b>1</b>

**LANSFORD'S MANAGERIAL RECORD**

Year	Club	League	W	L	Pct.	Finish	Postseason
1999	Edmonton	Triple-A	65	74	.468	3rd	None
<b>Minor League Totals</b>			<b>65</b>	<b>74</b>	<b>.468</b>		


**ADDITIONAL MAJOR LEAGUE STAFF**



**Pat Burgess**  
Major League Bullpen  
Catcher



**Garrett Carson**  
Batting Practice Pitcher



# RICH DAUER

# 25

## THIRD BASE / INFIELD COACH

Ht: 6-0

Wt: 200

Age: 59/60

Born: July 27, 1952 in San Bernadino, CA

Residence: Hinckley, OH

Coaching Experience: 14 seasons

Named: Coach on Nov. 24, 2008

# COLORADO

**COACHING CAREER:** Dauer enters his seventh season in the Rockies organization, his fourth year in his current position...in his role, Dauer serves as third base coach as well as infield coach and coordinator of all defensive positioning...Dauer has overseen a defense that includes three Gold Glove Award winners in the last two seasons, as Troy Tulowitzki has won the award in each of the last two seasons and Carlos Gonzalez won the award in 2010...Troy Tulowitzki owns a .987 fielding percentage at shortstop since Dauer joined the Rockies in his current role prior to 2009...prior to taking on his current role, Dauer spent three seasons (2006-08) as the organization's Minor League roving infield coordinator...prior to joining the Rockies he spent three seasons (2003-05) as Ned Yost's bench coach in Milwaukee (named to that position on Nov. 15, 2002)...the 2012 season will mark Dauer's 12th as a Major League third base coach, as he also held that position for six seasons with the Kansas City Royals (1997-2002) and two seasons with the Cleveland Indians (1990-91)...Dauer spent the 1992 season as a Minor League roving infield instructor for Baltimore before working in the same capacity for the Kansas City organization from 1994-96...he spent the 1993 season as a coach for the Triple-A Omaha team...Dauer also coached two seasons at Colorado Springs, the Triple-A home of the Indians in 1988-89, in his first two years with the Cleveland organization...he spent the 1987 season as manager of the San Bernardino Spirits of the California League...represented the Royals during Major League Baseball's All-Star Tour of Japan in 1998...he was a finalist for the Baltimore Orioles managerial opening (Lee Mazzilli) during the winter of 2003.

**PLAYING CAREER:** The former Major League infielder played 10 seasons, all with the Baltimore Orioles from 1976-1985...was a member of the 1983 World Championship club...he holds two American League single season fielding records for a second baseman, including 86 consecutive errorless games and 425 straight errorless chances, both set in 1978...he also played third base in his career...recorded his first Major League hit on September 11, 1976 at Milwaukee County Stadium, a single off Brewers right-hander Jim Colborn...played in two World Series, 1979 and 1983, and owns a lifetime .250 (9-for-36) batting average in Fall Classic play...he was selected by Baltimore Orioles in first round (24th overall) of 1974 Amateur draft.

**PERSONAL:** Richard Fremont Dauer...Rich and his wife, Chris, have three children, Casey, Kelsey and Katie...graduated from Colton (CA) High School...attended San Bernadino Valley College for two years before transferring to the University of Southern California where he played on two national championship baseball teams (1973-74)...was named an All-American after his senior year...is one of a select few players to have won both a College World Series and the MLB World Series.

### DAUER'S CAREER PLAYING RECORD

Year	Team	AVG	G	AB	R	H	2B	3B	HR	RBI	BB	SO	SB
1976	BALTIMORE	.103	11	39	0	4	0	0	0	3	1	3	0
1977	BALTIMORE	.243	96	304	38	74	15	1	5	25	20	28	1
1978	BALTIMORE	.264	133	459	57	121	23	0	6	46	26	22	0
1979	BALTIMORE	.257	142	479	63	123	20	0	9	61	36	36	0
1980	BALTIMORE	.284	152	557	71	158	32	0	2	63	46	19	3
1981	BALTIMORE	.263	96	369	41	97	27	0	4	38	27	18	0
1982	BALTIMORE	.280	158	558	75	156	24	2	8	57	50	34	0
1983	BALTIMORE	.235	140	459	49	108	19	0	5	41	47	29	1
1984	BALTIMORE	.254	127	397	29	101	26	0	2	24	24	23	1
1985	BALTIMORE	.202	85	208	25	42	7	0	2	14	20	7	0
<b>Major League Totals</b>		<b>.257</b>	<b>1140</b>	<b>3829</b>	<b>448</b>	<b>984</b>	<b>193</b>	<b>3</b>	<b>43</b>	<b>372</b>	<b>297</b>	<b>219</b>	<b>6</b>

### DAUER'S CAREER PLAYOFF RECORD

Year	Round	Opponent	AVG	G	AB	R	H	2B	3B	HR	RBI	BB	SO
1979	ALCS	BALTIMORE vs. California	.182	4	11	0	2	0	0	0	0	0	1
	WS	BALTIMORE vs. Pittsburgh	.294	6	17	2	5	1	0	1	1	0	1
1983	ALCS	BALTIMORE vs. Chicago	.000	4	14	0	0	0	0	0	1	0	0
	WS	BALTIMORE vs. Philadelphia	.211	5	19	2	4	1	0	0	3	0	3
<b>League Championship Series Totals</b>			<b>.080</b>	<b>8</b>	<b>25</b>	<b>0</b>	<b>2</b>	<b>0</b>	<b>0</b>	<b>0</b>	<b>1</b>	<b>0</b>	<b>1</b>
<b>World Series Totals</b>			<b>.250</b>	<b>11</b>	<b>36</b>	<b>4</b>	<b>9</b>	<b>2</b>	<b>0</b>	<b>1</b>	<b>4</b>	<b>0</b>	<b>4</b>
<b>Combined Playoff Totals</b>			<b>.180</b>	<b>19</b>	<b>61</b>	<b>4</b>	<b>11</b>	<b>2</b>	<b>0</b>	<b>1</b>	<b>5</b>	<b>0</b>	<b>5</b>



# GLENALLEN HILL

# 31

## FIRST BASE COACH

Ht: 6-2

Wt: 210

Age: 48

Born: March 22, 1965 in Santa Cruz, CA Residence: Santa Cruz, CA

Coaching Experience: 5 seasons Named: Coach on Nov. 7, 2006

# COLORADO

HILL

**COACHING CAREER:** Hill is in his sixth season as a big league coach after being named first base coach in November of 2006...in his role, he also coordinates baserunning and outfield instruction for the Rockies, who led the National League with 141 stolen bases in 2008...under Hill, Carlos Gonzalez won a Gold Glove Award in 2010 and tied for the league lead in outfield assists in 2011...additionally, Gonzalez now has two 20 home run/20 stolen base seasons with Hill as baserunning coach...now in his eighth season as a member of the Rockies organization, the Major League veteran had previously been the hitting coach for the Rockies' High-A affiliate from 2004-06...Hill also served as the Modesto manager for the last three months of the 2006 season when former skipper Chad Kreuter was named head coach at USC...he took over as manager for the Nuts on June 9, 2006, guiding the club to a 36-45 mark the rest of the way...served on coaching staff for California/Carolina League All-Star Game in 2006...in 2008, he served on the National League All-Star coaching staff led by Clint Hurdle at Yankee Stadium.

**PLAYING CAREER:** Hill's playing career concluded in 2001 after nearly 19 seasons, including 13 in the majors...drafted by Toronto in the ninth round of the 1983 June draft, he went on to see Major League time with the Blue Jays (1989-91), Indians (1991-93), Cubs (1993-94, 1998-99), Giants (1995-97), Mariners (1998), Yankees (2000) and Angels (2001)...compiled a .271 lifetime average with 186 homers and 586 RBI in 1,162 games...was one of the game's top pinch hitters, as he possessed a .287 lifetime average in the pinch with 13 home runs...at the time of his retirement, only former Rockie John Vander Wal (17) had more pinch homers among active players...one of Hill's career highlights came with the Cubs on May 11, 2000 vs. Milwaukee, when he hit a home run onto the roof of an apartment building across the street from Wrigley Field...the homer landed near bleachers on top of one of the buildings across Waveland Avenue...at the time, the homer was estimated at approximately 490 feet, but many observers felt the distance was likely well over 500 feet.

**PERSONAL:** Glenallen resides in his native Santa Cruz, CA, with his wife, Lori, and children Simone, Chanel, Heleyna and Glenallen Jr...graduated in 1983 from Santa Cruz High School, where he was just the second high school athlete ever offered scholarships to Arizona State University in both baseball and football (also Reggie Jackson).

### HILL'S MAJOR LEAGUE CAREER PLAYING RECORD

Year	Club	Avg.	G	AB	R	H	2B	3B	HR	RBI	BB	SO	SB
1989	TORONTO	.288	19	52	4	15	0	0	1	7	3	12	2
1990	TORONTO	.231	84	260	47	60	11	3	12	32	18	62	8
1991	TORONTO	.253	35	99	14	25	5	2	3	11	7	24	2
	CLEVELAND	.262	37	122	15	32	3	0	5	14	16	30	4
1992	CLEVELAND	.241	102	369	38	89	16	1	18	49	20	73	9
1993	CLEVELAND	.224	66	174	19	39	7	2	5	25	11	50	7
	CHICAGO-NL	.345	31	87	14	30	7	0	10	22	6	21	1
1994	CHICAGO-NL	.297	89	269	48	80	12	1	10	38	29	57	19
1995	SAN FRANCISCO	.264	132	497	71	131	29	4	24	86	39	98	25
1996	SAN FRANCISCO	.280	98	379	56	106	26	0	19	67	33	95	6
1997	SAN FRANCISCO	.261	128	398	47	104	28	4	11	64	19	87	7
1998	SEATTLE	.290	74	259	37	75	20	2	12	33	14	45	1
	CHICAGO-NL	.351	48	131	26	46	5	0	8	23	14	34	0
1999	CHICAGO-NL	.300	99	253	43	76	9	1	20	55	22	61	5
2000	CHICAGO-NL	.262	64	168	23	44	4	1	11	29	10	43	0
	NEW YORK-AL	.333	40	132	22	44	5	0	16	29	9	33	0
2001	ANAHEIM	.136	16	66	4	9	0	0	1	2	0	20	0
<b>Major League Totals</b>		<b>.271</b>	<b>1162</b>	<b>3715</b>	<b>528</b>	<b>1005</b>	<b>187</b>	<b>21</b>	<b>186</b>	<b>586</b>	<b>270</b>	<b>845</b>	<b>96</b>

### DIVISION SERIES RECORD

Year	Opponent	AVG	G	AB	R	H	2B	3B	HR	RBI	BB	SO
1997	SAN FRANCISCO vs. Florida	.000	3	7	0	0	0	0	0	0	2	2
1998	CHICAGO-NL vs. Atlanta	.333	1	3	0	1	0	0	0	0	1	2
2000	NEW YORK-AL vs. Oakland	.083	4	12	1	1	0	0	0	2	1	5
<b>Division Series Totals</b>		<b>.091</b>	<b>8</b>	<b>22</b>	<b>1</b>	<b>2</b>	<b>0</b>	<b>0</b>	<b>0</b>	<b>2</b>	<b>4</b>	<b>9</b>

### LEAGUE CHAMPIONSHIP SERIES RECORD

Year	Opponent	AVG	G	AB	R	H	2B	3B	HR	RBI	BB	SO
2000	NEW YORK-AL vs. Seattle	.000	2	2	0	0	0	0	0	0	0	2

### WORLD SERIES RECORD

Year	Opponent	AVG	G	AB	R	H	2B	3B	HR	RBI	BB	SO
2000	NEW YORK-AL vs. New York-NL	.000	3	3	0	0	0	0	0	0	0	0





# TOM RUNNELLS

11

## BENCH COACH

Ht: 6-0

Wt: 175

Age: 56/57

Born: April 17, 1955 in Greeley, CO

Residence: Sylvania, OH

Coaching Experience: 3 seasons

Named: Coach on Oct. 31, 2002

# COLORADO

**MANAGING/COACHING CAREER:** Runnells begins his third full season as Colorado's bench coach, is in his ninth season overall with the Rockies organization...in 2009 he returned to the Major Leagues for the first time since managing the Montreal Expos for parts of two seasons from 1991-92...prior to joining the Rockies Major League efforts mid-season, he was in his fourth season at the helm of the Sky Sox...at that time Runnells had the club in first place of the Pacific Coast League Pacific North Division with a record of 28-18...overall he compiled a 234-242 (.492) record as manager of the Sky Sox in his three and a half seasons, and his 234 wins are the second-most for a manager in Sky Sox history behind first-year Houston Astros manager Brad Mills (271 wins, 1994-96)...prior to taking over managerial duties for the Sky Sox in 2006, Runnells served as manager of the Rockies' Double-A affiliate, the Tulsa Drillers, from 2004-05...Runnells spent 11 years in the Tigers organization before joining the Rockies...he served as Minor League Roving Hitting Instructor for the Tigers during in his final five seasons with the organization from 1993-2003...during his time with Detroit he also spent time as a manager at Double-A London (1993) and Trenton (1994)...he was the manager for Triple-A Toledo from 1995-96 before working as an advance scout for the organization from 1997-98...Runnells compiled a Major League managerial record of 68-81 (.456) from 1991-92...at age 36, he was the youngest manager in baseball when he was named to the position with Montreal on June 3, 1991.

**PLAYING CAREER:** Played 10 seasons of professional baseball, which included 40 Major League games as an infielder for the Cincinnati Reds (1985-86)...was originally signed by the San Francisco Giants as an amateur free agent in 1977 and signed as a free agent with the Reds in 1983...he retired after the 1986 season and was given his first managerial job with the Reds' Double-A club, Vermont, in 1987.


**PERSONAL:** Thomas William Runnells...Tom and his wife, Chrys, have a daughter, Riley...Tom also has two grown children, April and Tom Jr...Chrys is the lead anchor for WTOL-TV, the CBS affiliate, in Toledo, OH...Tom is a native of Colorado and a graduate of Greeley West High School and the University of Northern Colorado.

## RUNNELLS' MANAGERIAL RECORD

Year	Club	League	W	L	Pct.	Finish	Postseason
1987	Vermont	Eastern (AA)	73	67	.521	4th	Defeated Pittsfield, lost to Harrisburg in finals
1988	Chattanooga	Southern (AA)	81	62	.567	2nd	Southern League Champions
1989	Indianapolis	American Assoc. (AAA)	87	59	.596	1st	American Association Champions
1991	<b>MONTREAL</b>	<b>National (MLB)</b>	<b>51</b>	<b>61</b>	<b>.455</b>	<b>6th</b>	<b>None</b>
1992	<b>MONTREAL</b>	<b>National (MLB)</b>	<b>17</b>	<b>20</b>	<b>.459</b>	<b>—</b>	<b>— (did not finish season)</b>
1993	London	Eastern (AA)	63	75	.457	6th	None
1994	Trenton	Eastern (AA)	55	85	.393	10th	None
1995	Toledo	International (AAA)	71	71	.500	6th	None
1996	Toledo	International (AAA)	70	72	.493	t-5th	None
2004	Tulsa	Texas (AA)	71	68	.511	1st/3rd	Lost in playoffs to Frisco, 0-3
2005	Tulsa	Texas (AA)	75	65	.536	1st/4th	Lost in playoffs to Arkansas, 0-3
2006	Colorado Springs	Pacific Coast (AAA)	66	77	.462	4th	None
2007	Colorado Springs	Pacific Coast (AAA)	69	75	.479	2nd	None
2008	Colorado Springs	Pacific Coast (AAA)	71	72	.497	3rd	None
2009	Colorado Springs	Pacific Coast (AAA)	28	18	.609	—	— (did not finish season)
<b>Major League Totals</b>			<b>68</b>	<b>81</b>	<b>.456</b>		
<b>Minor League Totals</b>			<b>877</b>	<b>875</b>	<b>.501</b>		

## RUNNELLS' MAJOR LEAGUE PLAYING RECORD

Year	Club	Avg.	G	AB	R	H	2B	3B	HR	RBI	BB	SO	SB
1985	CINCINNATI	.200	28	35	3	7	1	0	0	0	3	4	0
1986	CINCINNATI	.091	12	11	1	1	1	0	0	0	0	2	0
<b>Major League Totals</b>		<b>.174</b>	<b>40</b>	<b>46</b>	<b>4</b>	<b>8</b>	<b>2</b>	<b>0</b>	<b>0</b>	<b>0</b>	<b>3</b>	<b>6</b>	<b>0</b>



# JIM WRIGHT

# 52

## BULLPEN COACH

Ht: 6-5                      Wt: 205                      Age: 56/57  
 Born: March 3, 1955 in St. Joseph, MO      Residence: Peoria, IL  
 Coaching Experience: 3 seasons      Named: Coach on Nov. 24, 2008

# COLORADO

COACHES

**COACHING CAREER:** Wright begins his 16th season in the Rockies organization, his fourth year in his current position...in 2009 he returned to the Major League coaching staff for the first time since 2002, when he served as the club's pitching coach (Wright he helped guide Jason Jennings to the National League Rookie of the Year Award that season)...Wright served as the organization's roving pitching coordinator for six seasons from 2003-08...from 1999-2001, Wright served as Colorado Springs' pitching coach...he began his career with the Rockies tutoring pitchers at Double-A New Haven from 1997-98...prior to that, he coached in the Phillies farm system from 1990-96, including part of the 1996 campaign as the Major League pitching coach as a replacement for Johnny Podres who was ill...got his start in coaching with the Cubs organization in 1984.

**PLAYING CAREER:** The right-handed pitcher was drafted by the Kansas City Royals in the 1980 Rule 5 draft despite missing the 1979 season with an arm injury...made his Major League debut with the Royals on April 22, 1981...spent his final year as a player in the Cubs system and retired after the 1983 season due to arm injuries...threw two Minor League no-hitters (Auburn in 1974 and in 1975 with Spartanburg).

**PERSONAL:** James Leon Wright...Jim and his wife, Pamela, and children, Jim, Coby, Megan, Ben and Emma, reside in Peoria, IL.

### WRIGHT'S MAJOR LEAGUE PLAYING RECORD

Year	Club	W-L	ERA	G	GS	CG	SHO	SV	IP	H	R	ER	BB	SO
1981	KANSAS CITY	2-3	3.46	17	4	0	0	0	52.0	57	21	20	21	27
1982	KANSAS CITY	0-0	5.32	7	0	0	0	0	23.2	32	18	14	6	9
<b>Major League Totals</b>		<b>2-3</b>	<b>4.04</b>	<b>24</b>	<b>4</b>	<b>0</b>	<b>0</b>	<b>0</b>	<b>75.2</b>	<b>89</b>	<b>39</b>	<b>34</b>	<b>27</b>	<b>36</b>



# JERRY WEINSTEIN

# 58

## CATCHING COACH

Ht: 5-7                      Wt: 165                      Age: 68  
 Born: Nov. 9, 1943 in Los Angeles, CA      Residence: San Luis Obispo, CA  
 Coaching Experience: 50 years      Named: October 21, 2011

# COLORADO

**COACHING CAREER:** Jerry Weinstein begins his sixth season with the Rockies, first as the Major League Catching Coach...prior to his current role, Weinstein was the manager of the Rockies High-A affiliate, Modesto...Weinstein has led the Nuts to a winning record in each of his five seasons...prior to joining the Rockies, Weinstein, who has over 40 years of coaching experience, was the pitching coach for the Cal Poly (San Luis Obispo) baseball team from 2001-05...prior to his coaching stint with the Mustangs, Weinstein was the Los Angeles Dodgers Director of Player Development in 2000 and 2001 and also served as the Dodgers' catching coordinator in 1999...he was a head coach at Sacramento City College for 23 seasons, posting a record of 831-208-12 while guiding the Panthers to 16 conference championships, two co-conference titles, a state title in 1988 and a national crown in 1998...he is a member of the California Community College Baseball Hall of Fame and the Sacramento City College Sports Hall of Fame...was named the National Community College Baseball Coach of the Year in 1988 and 1998...in addition to his success in Sacramento, Weinstein has also served as a coach for the United States Olympic teams in 1992 and 1996...he was also an assistant coach for the 1987 U.S. Pan American Games team and led the 2005 U.S. club to a gold medal at the Maccabiah Games...his previous college coaching stints included one season (1984) as assistant coach at Miami (Fla) and two seasons (1966, 1968) as the freshman coach at UCLA...also managed several minor league teams for Milwaukee, Montreal and Chicago-NL...Weinstein earned his bachelor's degree in history at UCLA in 1965 and earned a master's degree in physical education at UCLA in 1969.

**PERSONAL:** Jerry and his wife, Andrea, reside in San Luis Obispo and have two kids, Aaron and Amy.







## Brian Jordan Strength Coach

Jordan, 36, will begin his 13th season with the Rockies, his fourth as the Major League Strength Coach. Jordan was hired as the organization's Minor League strength coordinator in December 1999, and served in that position for nine seasons (2000-08). Prior to joining the Rockies, he worked in the Tigers organization as a strength coach for the Toledo Mudhens (1999).

Jordan also spent time as a strength coach at the United States Naval Academy and at the University of Massachusetts Amherst (1998).

A native of Birch Harbor, ME, he received his Bachelor of Science degree in Applied Exercise Science at Springfield College in Massachusetts. He played baseball all four years while attending Springfield...he and his wife, Kim, reside in Littleton, CO with their sons, Brody and Aidan.



## Keith Dugger Head Athletic Trainer



Keith Dugger enters his eighth season as Head Athletic Trainer after being named to the post on November 18, 2004. "Doogie", who spent six seasons as the club's top assistant, is the third head trainer in franchise history.

The 2012 season will be Dugger's 20th with the Rockies organization and 22nd overall in pro baseball. In 2003, he and Tom Probst were named Major League Training Staff of the Year by their peers. Doogie was named the National League's All-Star Game trainer for the 2010 game in Anaheim.

The 46-year-old spent six seasons working in the Rockies' Minor League system before being promoted to assistant trainer on November 1, 1998. He joined Colorado after three years (1990-92) as a trainer in the Padres chain. Dugger has also worked in both the Arizona Fall League and Hawaiian Winter League.

Keith and his wife, Shannon, reside in Littleton, CO with their daughter, Tianna (12), and son, Cashel (6). He has a bachelor's degree from San Diego State ('88) and is a member of the Professional Baseball Athletic Trainers Society.



## Scott Gehret Assistant Athletic Trainer



Scott Gehret begins his eighth season as Colorado's top assistant in the Major League training room after being named to that position on November 18, 2004. This marks his 16th overall season with the organization.

Gehret, 40, spent five years with Colorado, from 2000-04, as the club's rehabilitation coordinator, working with injured players at both the Major and Minor League level. He was hired by the Rockies in a full-time capacity in 1998, serving as Single-A Portland's trainer. He also worked in a part-time role with the Rockies in 1995 before going to graduate school.

A graduate of Colorado State University in 1993, he went on to get his M.S. in physical therapy from Thomas Jefferson University in Philadelphia ('97).

The Englewood, CO, native attended Cherry Creek High School. He is single and resides in Denver.



## Dr. Thomas J. Noonan Medical Director



Dr. Thomas J. Noonan was named the Colorado Rockies' Medical Director on September 24, 2004, succeeding Dr. Richard Hawkins.

A physician with the Steadman Hawkins Clinic in Denver, Dr. Noonan has been with the Rockies medical team since 2002 as an associate orthopedist.

Prior to coming to Colorado, Noonan spent two years as an orthopedic surgeon with Charlotte Orthopedic Specialists. He moved to Charlotte after he gained his fellowship in Sports Medicine at the Steadman Hawkins Clinic in Vail.

Dr. Noonan received his undergraduate degree at Princeton, where he played football. He earned his Medical Degree and completed his residency at Duke University. He graduated from C.E. Jordan High School in Durham, N.C., in 1984 where he was all-conference in football.



**Dr. Richard J. Hawkins**  
Senior Associate Orthopedist



Dr. Richard Hawkins handed over his role as medical director to Dr. Noonan in 2005, but he continues to serve as a senior associate orthopedist. He was the club's medical director from 2000-04.

Dr. Hawkins is known throughout professional and college sports as one of the leading minds in his field. He, along with J. Richard Steadman, co-founded the Steadman Hawkins Clinics, which are world renowned for treating athletic injuries.

A founding member of the American Shoulder and Elbow Surgeons Association, Dr. Hawkins is listed as one of the United States' 100 premiere physicians. He's been honored in the "Who's Who" national directory of Executives and Professionals. He also serves as the Head Team Physician for the Denver Broncos.

Born in Canada, Hawkins has presided over the Canadian Academy of Sports Medicine and served as Team Canada's physician during the 1988 Winter Olympics in Calgary. He received both his undergraduate (1965) and medical degree (1969) from the University of Western Ontario.



**Dr. Allen Schreiber**  
Internal Medicine



Now in his 20th season with the Rockies, Dr. Allen Schreiber has handled the club's internal medicine needs since 1993.

Schreiber is the former chief of the Division of Gastroenterology at Rose Medical Center. He operates a private practice and is President of the Schreiber Clinic. In previous winters, Schreiber has served as the Denver Nuggets team physician and has also worked with the Colorado Avalanche.

A cum laude graduate of Johns Hopkins University ('73), he completed medical school at the New York Medical College, where he graduated in 1976 with valedictorian honors and the David Spiro Award for excellence in pathology. He and his wife, Lisa, have a son, David, and two daughters, Jillian and Arielle.



**Dr. Shawn Caldwell**  
Team Chiropractor



Dr. Shawn Caldwell is in his 14th season as the Rockies chiropractor.

In addition to his Rockies duties, Dr. Caldwell has been the team chiropractor for the Denver Broncos the four three seasons and also operates a private practice in Wheat Ridge, Colo., called Caldwell Chiropractic Center.

A 1981 graduate of Pomona High School, Caldwell played football at Fort Lewis College in Durango.

He graduated cum laude from Life Chiropractic College in Atlanta ('87). In addition to his post-graduate work, he also served as the team chiropractor for the Colorado School of Mines in Golden and for Synergy Racing.

Shawn and his wife, Laura, have four children, Davis (21), Jordan (18), Gunnar (14) and Brooke (13).



**Kunio Nakatani**  
Team Massage Therapist



Kunio Nakatani is in his fifth season as the Rockies massage therapist and acupuncturist. He is a state licensed acupuncturist in both Colorado and California and earned his Master of Science in oriental medicine from SAMRA University of Oriental Medicine in Los Angeles, California, in 2002.

Prior to working for the Rockies, Kuni worked as an interpreter in Japanese and English for the Texas Rangers, from 2006 to 2007.

Born April 20, 1971, in Fukuoka City, Japan, he resides in Idledale, Colorado.



## Keith Schulz

Director - Clubhouse Operations



Keith Schulz, who has been with the Rockies since their inaugural season, enters his eighth season as director of clubhouse operations after being named to the position on October 22, 2004. He previously spent 12 years managing the visiting clubhouse.

"Schulzy" oversees the ordering of equipment and managing inventory throughout the season. He handles the club's equipment transportation and assembles the players' postgame meals.

Schulz, 48, joined the Rockies after serving as equipment manager for both the Triple-A Denver Zephyrs and Metro State College from 1988-92.

A former infielder, Schulzy played one season for Pat Daugherty at Indian Hills Community College, then transferred to Metro State College of Denver, where he earned all-conference honors as a shortstop.

Born February 24, 1963 in Denver, Keith and his wife, Melinda, have a son, Aaron (8/31/00), and a daughter, Lauren (11/6/01), and reside in Highlands Ranch. He has a degree in psychology from Metro State ('86).



## Alan Bossart

Visiting Clubhouse Manager



Alan Bossart begins his sixth season as the visiting clubhouse manager. One of the club's original employees, Alan is beginning his 21st year with the Rockies. Previously, he oversaw the departments of Promotions, Special Events, In-Game Entertainment and TV/Radio Broadcasting.

In 2009, Bossart and his staff were awarded with the Sheehy Clubhouse Award for the NL Visiting Clubhouse of the Year.

Bossart, 50, is a 40-year resident of Denver and was a member of the Colorado Baseball Commission charged with the task to bring Major League Baseball to the city. He attended South High School, where he played baseball and soccer, earning all-conference honors in soccer. Bossart attended Colorado College and Denver University, studying Business Management.

Born August 17, 1961, in North Hampton, MA, Alan and his wife, Kim, have three boys, Kyle (2/19/87), Corey (8/27/89) and CJ (9/22/95). The family resides in Centennial.

## ADDITIONAL CLUBHOUSE STAFF




**Joe Diaz**  
Assistant Clubhouse Manager/  
Equipment Manager



**Mike Pontarelli**  
Assistant Clubhouse  
Manager



**Shane Gillooly**  
Clubhouse Assistant/  
Umpire Attendant



## Brian Jones

### Video Coordinator



Brian Jones enters his 11th season with the Rockies, his sixth as head video coordinator. He was originally hired by the club in January of 2002.

"Jonesy" oversees all video operations for the club and coordinates advance scouting for Jim Tracy and the coaching staff. Jones and former co-worker Mike Hamilton were voted the 2006 Carl Hamilton Award of Excellence from the Professional Baseball Video Coordinators Association.

A native of Stillwater, OK, the 32-year-old is a graduate of Oklahoma State University, where he earned his bachelor's degree in Management Information Systems.

Jones worked in the athletic department all four years as a student, helping with video for the baseball, basketball and football teams. Born May 5, 1979, Brian and wife Courtney were married October 15, 2005, and reside in Englewood, CO.



## Scott Alves

### Assistant Video Coordinator



Scott begins his second season with the Rockies in 2012. Prior to joining the Rockies, he spent the 2010 season working as a Baseball Operations/Baseball Video Intern for the Cincinnati Reds.

Alves assists Brian Jones with all video operations at the Major League level and works closely with the player development department during both Spring Training and the fall instructional league.

A Bay Area native, Alves is a graduate of Chatfield Senior High School in Littleton. Alves earned his bachelor's degree from the University of Arizona in 2009.

Scott is the middle of three sons of Rockies Vice President of Communications/Public Relations Jay Alves. Scott is single and resides in Denver.



## Mark Razum

### Head Groundskeeper



Mark Razum is in his 17th season as Coors Field's head groundskeeper, his 33rd year in the profession. Razum and his staff have built one of the top surfaces in professional sports at the corner of 20th and Blake Street.

Razum's peers named him the 1998 Turf/Grass Professional of the Year, an award presented by the Rocky Mountain Turf/Grass Association. He won the honor partly because of an incredible star design he and his staff cut into the grass during the '98 All-Star Game.

Prior to joining the Rockies in October of 1994, "Razz" served six years at the reins of the Athletics' grounds crew at the Oakland-Alameda County Coliseum, where players voted his surface the best in the AL for three straight seasons (1992-94). He spent seven years in charge of spring surfaces for Oakland (1984-89) and the Angels (1982-84). His groundskeeping career began in 1978 at old Municipal Stadium in his native Cleveland.

## GROUNDSS ASSISTANTS



James Sowl



Charles Starkovich

## JUNE FIRST-YEAR PLAYER DRAFT (11)

<u>Player</u>	<u>Year</u>	<u>Round</u>	<u>School</u>
Todd Helton	1995	.1st	University of Tennessee
Eric Young Jr.	2003	.30th	Piscataway (NJ) High School
Chris Nelson	2004	.1st	Redan (GA) High School
Dexter Fowler	2004	.14th	Milton (GA) High School
Troy Tulowitzki	2005	.1st	Long Beach State University
Jordan Pacheco	2007	.9th	New Mexico University
Matt Reynolds	2007	.20th	Austin Peay State University
Christian Friedrich	2008	.1st	Eastern Kentucky University
Charlie Blackmon	2008	.2nd	Georgia Tech University
Tommy Field	2008	.24th	Texas State University
Rex Brothers	2009	.1st	Lipscomb University

## NON-DRAFTED FREE AGENT (8)

<u>Player</u>	<u>Date Signed</u>	<u>School / Country</u>
Jonathan Herrera	April 6, 2002	Venezuela
Esmil Rogers	July 10, 2003	Dominican Republic
Jhoulys Chacin	September 27, 2004	Venezuela
Hector Gomez	July 29, 2004	Dominican Republic
Edgmer Escalona	September 8, 2004	Venezuela
Wilin Rosario	February 13, 2006	Dominican Republic
Juan Nicasio	August 21, 2006	Dominican Republic
Edwar Cabrera	March 5, 2008	Dominican Republic

## MAJOR LEAGUE FREE AGENT (6)

<u>Player</u>	<u>Date Signed</u>	<u>Last Organization</u>
Matt Belisle	November 11, 2009	Colorado
Jorge De La Rosa	December 3, 2010	Colorado
Jason Giambi	March 31, 2011	Colorado
Ramon Hernandez	December 12, 2011	Cincinnati
Michael Cuddyer	December 20, 2011	Minnesota
Casey Blake	January 5, 2012	Los Angeles (NL)

## TRADE (12)

<u>Player</u>	<u>Team</u>	<u>Date</u>	<u>In Exchange For</u>
Carlos Gonzalez	Oakland	November 12, 2008	OF Matt Holliday
Rafael Betancourt	Cleveland	July 23, 2009	RHP Connor Graham
Drew Pomeranz	Cleveland	July 31, 2011	RHP Ubaldo Jimenez
Alex White	Cleveland	July 31, 2011	RHP Ubaldo Jimenez
Tyler Chatwood	Los Angeles-AL	November 30, 2011	C Chris Iannetta
Tyler Colvin	Chicago-NL	December 8, 2011	INF Stewart/RHP Weathers
DJ LeMahieu	Chicago-NL	December 8, 2011	INF Stewart/RHP Weathers
Guillermo Moscoso	Oakland	January 16, 2012	OF Seth Smith
Josh Outman	Oakland	January 16, 2012	OF Seth Smith
Zach Putnam	Cleveland	January 20, 2012	RHP Kevin Slowey
Marco Scutaro	Boston	January 21, 2012	RHP Clayton Mortensen
Jeremy Guthrie	Baltimore	February 6, 2012	RHP Hammel/RHP Lindstrom

## WAIVER CLAIM (2)

<u>Player</u>	<u>Date Claimed</u>	<u>Last Organization</u>
Josh Roenicke	June 2, 2011	Toronto
Jamie Hoffmann	December 5, 2011	Los Angeles (NL)

**28 NOLAN ARENADO INF**

Ht: 6-1

Wt: 205

B/T: R/R

Age: 20/21

Born: April 16, 1991 in Newport Beach, CA Residence: Lake Forest, CA

Major League Service: 0.000

Contract: Through 2012

Obtained: Selected in the 2nd round of the 2009 Draft out of El Toro (CA) HS

COLORADO

**HIGHLIGHTS**

As a 20-year-old in 2011 led all of Minor League Baseball with 122 RBI and was named the Most Valuable Player of the Arizona Fall League...his 122 RBI also set a single-season Rockies record for a Minor League player...recorded career-highs in home runs (20), RBI and runs scored for High-A Modesto in 2011...hit .308 with 41 doubles and a .520 slugging percentage as a 19-year-old in Single-A Asheville in 2010, his first full professional season...named the Rockies second-best prospect by *Baseball America* following the 2011 season...*Baseball America* also named Arenado the sixth-best prospect in the California League in 2011 and the second-best prospect in the South Atlantic League in 2010...was recently named the top third base prospect in all of Minor League Baseball by MLB.com.

**2011**

- Spent the entire season at High-A Modesto where he batted .298 (154-for-517) with 32 doubles, 3 triples, 20 home runs, 122 RBI and 82 runs in 134 games for the Nuts.
- Led all of Minor League Baseball in RBI and set a new Rockies Minor League record with his 122 RBI in 2011.
- Was a California League Post-Season All-Star and played in his first Futures Game in 2011.
- Batted .311 (56-for-180) with 105 RBI with runners in scoring position...also batted .338 with RISP and 2 outs.
- Finished the 2011 season with the Salt River Rafters in the Arizona Fall League...was named the circuit's MVP after batting .388 (47-for-121) with 12 doubles, 6 home runs and 33 RBI in 29 games for the league champion Rafters.
- Was also named to the AFL All-Prospect Team and selected to play in the AFL Rising Stars game.
- MLB.com named Arenado its 22nd overall prospect, top third base prospect and the top Rockies prospect heading into the 2012 season.


**2010:** Spent his second professional season with Low-A Asheville as the everyday third baseman...set career highs in nearly every offensive category including hitting 10 more home runs than in 2009 (12 compared to 2)...among qualified Tourists he led the team in average and doubles, also had the second-most home runs on the team...his .308 average was fifth-highest in the South Atlantic League while his 41 doubles were second-most and his .520 slugging percentage was third-highest in the SAL...was named the third-best prospect in the Rockies system by *Baseball America* prior to the 2011 season...also named the best hitter for average and best infield arm in the Rockies system by *Baseball America*.

**2009:** Spent his initial professional season with Rookie Level Casper in the Pioneer League as the club's regular third baseman...hit .300 (61-for-203) with 15 doubles, 2 triples and 22 RBI for the Ghosts...drew nearly as many walks (16) as he had strikeouts (18)...was named as the eighth-best prospect in the Pioneer League by *Baseball America* following the season...was also named the 10th-best prospect in the Rockies organization and as the best hitter for average in the Rockies system by *Baseball America*.

**PERSONAL:** Signed by Rockies scout Jon Lukens...hit .517 (45-for-87) with 14 doubles, one triple and 5 home runs for El Toro High School in 2009...he had at least one hit in all but one of his 28 games played...he drew 19 walks compared to 5 strikeouts...he finished the season with a .615 on-base percentage and a .874 slugging percentage...was rated the 17th best catcher available in the draft by *Baseball America*, although he was drafted as an infielder...was also rated as the 31st best prospect in the state of California by *Baseball America*.

**ARENADO'S CAREER RECORD**

Year	Team	AVG	G	AB	R	H	2B	3B	HR	RBI	SAC	SF	HBP	BB	IBB	SO	SB	CS	GIDP	OBP	SLG
2009	Casper	.300	54	203	28	61	15	0	2	22	0	4	2	16	0	18	5	2	6	.351	.404
2010	Asheville	.308	92	373	45	115	41	1	12	65	0	7	1	19	0	52	1	3	8	.338	.520
2011	Modesto	.298	134	517	82	154	32	3	20	122	4	14	1	47	3	53	2	1	21	.349	.487
<b>Minor League Totals</b>		<b>.302</b>	<b>280</b>	<b>1093</b>	<b>155</b>	<b>330</b>	<b>88</b>	<b>4</b>	<b>34</b>	<b>209</b>	<b>4</b>	<b>25</b>	<b>4</b>	<b>82</b>	<b>3</b>	<b>123</b>	<b>8</b>	<b>6</b>	<b>35</b>	<b>.346</b>	<b>.483</b>



# 34 MATT BELISLE RHP

Ht: 6-4      Wt: 225      B/T: R/R      Age: 31/32  
 Born: June 6, 1980 in Austin, TX      Residence: Austin, TX  
 Major League Service: 6.019      Contract: Through 2013 (\*14 mutual)  
 Obtained: Signed as a Minor League free agent on January 14, 2009

## COLORADO

### HIGHLIGHTS

Will be entering his third season with the Rockies in 2012...**has tossed 164.0 relief innings over the last two seasons (2010-11), the third-most in the NL...**recorded a career-high 10 wins in 2011, which were most relief wins in MLB and second-most wins among Rockies pitchers...**set a career-high with 76 appearances for the Rox in 2010, also recorded a career-low 2.93 ERA (92.0 ip, 30 er)...**joined Rockies as a Spring Training non-roster invitee and appeared in 24 games for the club in 2009...recorded a pair of scoreless outings (2.0 ip) in the 2009 NLDS vs. PHI...on 9/16/07 at MIL, began the game with five consecutive strikeouts...tossed first complete game (9.0 ip, 1 er) on 4/28/07 at PIT...**earned first MLB win on 9/9/03 vs. PIT...**made MLB debut on 9/7/03 at STL...was the Atlanta Braves' first pick (second round) in the June 1998 First-Year Player Draft.

### CAREER

- The Rockies are his third organization, as he also played in the Cincinnati and Atlanta systems...he made his MLB debut with the Reds but never played in the Majors with the Braves.
- Spent parts of five Major League seasons with the Reds (2003-08), going 16-22 with a 5.06 ERA in 132 games (43 starts)...ended 2008 season on the disabled list and was not tendered a contract by the Reds, becoming a free agent.
- Made a career-high 76 appearances in 2010, previous was 60 appearances (5 starts) in 2005...also had career-best 21 holds, a career-low 2.93 ERA (92.0 ip, 30 er) and second-most games finished in 2010.
- Set a career high by notching 10 wins in 2011, all in relief...were the most relief wins in the Majors in 2011 and the second-most relief victories for a Rockies pitcher in franchise history (Gabe White, 11 wins in 2000).
- Belisle has tossed 164.0 relief innings over the last two seasons (2010-11), the third-most in the NL...he also owns the NL's seventh-best strikeout to walk ratio (4.97; 149 so, 30 BB) among NL relievers since 2010.
- All 174 of his appearances with the Rockies have been as a reliever...the 2009 campaign marked his first season since 2003 that he did not make a Major League start.
- After making at least two starts each year in the Majors with Cincinnati from 2005-08, Belisle has now made 174-straight relief appearances since joining the Rockies in 2009...his 150 appearances over the last two seasons are tied with Washington's Tyler Clippard for the fifth-most in the National League.
- Owns a record of 11-15 with a 5.38 ERA in 43 games (241.0 ip) as a starter in the Majors...as a reliever, he has gone 25-17 with a 3.74 ERA in 263 career appearances (295.2 ip).
- Has 43 relief outings of 2.0 or more innings, going 5-2 with a 2.02 ERA (98.0 ip, 22 er) in those 43 appearances.
- Earned his first career save on 7/4/05 at SF and earned his second career save on 6/22/10 vs. BOS.
- Issued a total of just 11 walks in two seasons from 2008-09 (60.2 ip in that span)...in 2007, when he made 30 starts, Belisle averaged just 2.2 walks per 9.0 innings pitched (7th in NL) as well as 2.9 strikeouts per walk (8th in NL).
- From 2008-11 has walked just 41 batters...that mark is tied for the third-lowest among all MLB relievers (min. 150 appearances)...only Mariano Rivera (37) and Sergio Romo (38) have fewer walks since 2008.
- Right-handed hitters (.293, 36 HRs) and lefties (.281, 29 HRs) have hit Belisle almost identically during his MLB career.
- Made postseason debut with Rockies in 2009, pitching twice as a reliever (Games 2, 3)...retired six of the seven batters he faced (2.0 ip, 0 er).

### 2011

- Spent his third season in Rockies organization and led the club in games (74), relief innings (72.0) and relief wins (10).
- Belisle's 10 wins in 2011 set a new career-high, were the most relief victories in the Majors and were the second-most relief victories for a Rockies pitcher in franchise history (Gabe White 11 wins in 2000)...ended the season with a five-

### 2011

### HIGHS AND LOWS

### CAREER

2, 18x, last: September 13 at MIL	<b>Strikeouts</b>	.....9, 2x, last: September 16, 2007 at MIL
7, July 3 vs. KC	<b>Hits</b>	.....12, April 21, 2008 vs. LAD
6, July 3 vs. KC	<b>Runs</b>	.....7, 3x, last: April 21, 2008 vs. LAD
6, July 3 vs. KC	<b>Earned Runs</b>	.....7, 2x, last: June 15, 2007 vs. TEX
1, 5x, last: August 30 at ARI	<b>Home Runs</b>	.....4, April 18, 2005 vs. CHC
2, April 8 at PIT	<b>Walks</b>	.....5, September 26, 2006 at FLA
None	<b>Complete Games</b>	.....1, April 28, 2007 at PIT
None	<b>Innings (Starter)</b>	.....9.0, April 28, 2007 at PIT
3.0, August 3 vs. PHI	<b>Innings (Reliever)</b>	.....4.0, April 20, 2006 at MIL
10.1, May 16-June 8	<b>Scoreless Inning Streak</b>	.....11.1, 2x, last: July 24-August 13, 2010
5, August 8-September 28	<b>Win Streak</b>	.....5, August 8-September 28, 2011
2, 2x, last: June 26-August 7	<b>Losing Streak</b>	.....4, June 15-July 29, 2007



- game win-streak, setting his career long mark...his five post-All-Star break victories were the most on the club.
- Proved tougher to hit for left-handers (.250 opp. avg.) than right-handers (.291 opp. avg.).
- Owned a sub-3.00 ERA in four of the season's six months, which includes allowing zero earned runs in the month of September (11 games, 9.2 innings)...Belisle allowed runs in just four of his final 25 games from the beginning of August through the end of the season...he carries a 10-game (8.2 inning) scoreless streak into the 2012 season.
- His 44 inherited runners were the second-most on the club (M. Reynolds - 51 IR) and the 12th-most in the NL...his 27.3 IR scored percentage (44 IR, 12 IRS) was also second-best on the club, 19th-best in the NL and a career-best mark.
- Was fifth on the Rockies with his 14 holds in 2011...now has 35 holds over the last two seasons (21 holds in 2010), which ranks second on the Rockies (Rafael Betancourt - 45 holds) and tied for 11th-most in the NL.
- Held right-handed hitters to a .136 (3-for-22) average in the month of September...had five strikeouts and two walks of right-handed hitters in the month.

**2010:** Spent his first full season with the Rockies after splitting time between Triple-A and the Rockies in 2009...finished the season with a career-low 2.93 ERA, beating his mark of 3.60 in 2006 as a member of the Reds...also set a career-high in appearances with 76, leading all Rockies pitchers...his 92.0 relief innings this season were the third-most in the Majors and second-most in the NL...right-handers 91 strikeouts as a relief pitcher tied for seventh-most in the Majors this season and were most among Rockies relievers...recorded his second career save 6/22 vs. BOS...was his first save since 7/4/05 at SF while with the Reds...from 6/13-8/25 went 5-1, 0.93 (38.2 ip, 4 er) holding hitters to a .243 average (34-for-140), walking four and striking out 37...he earned 10 holds and had one save while the Rockies went 22-10 in his 32 appearances over that span...had a streak of eight scoreless outings from 6/23-7/7...Rockies went 8-0 over those eight while Belisle went 1-0 over 7.2 innings allowing four hits (4-for-27, .148) and one walk while striking out seven...his 5.69 strikeout/walk ratio was fifth-best among NL relief pitchers and second-best on the Rockies, behind only Rafael Betancourt who set a Rockies single-season record and was second in the Majors at 11.13 SO/BB...since returning to the Major League roster last September after a two month stint in Triple-A went 9-5 with a save and a 2.75 ERA (104.2 ip, 32 er) walked just 16 and struckout 101 in 85 relief appearances...is 15-13, 3.90 (223.2 ip, 97 er) in 189 career relief appearances compared to 11-15, 5.38 (241.0 ip, 144 er) in 43 career starts.

**2009:** Began the season with Colorado after being a non-roster invitee to Major League Spring Training...made three stints on the Major League roster in his first season with Colorado...made Rox debut in the home opener 4/10 vs. PHI...tossed 2.0 scoreless innings 4/13 at CHC in Rox loss (Cubs home opener)...allowed runs in consecutive outings 4/17 and 4/19, both at LAD; allowed combined 7 runs while recording just one out in the two games...rebounded from those outings to toss 1.2 scoreless innings 4/21 at ARI to earn his first win with the Rox...designated for assignment by Colorado 5/25 and reported to Triple-A Colorado Springs after clearing waivers...made 14 appearances/4 starts for Colorado Springs in his first action with the club...had his contract purchased 7/11 after Alan Embree was placed on the DL, though he would spend just five days on the active roster...made one appearance 7/11 and allowed one run in 1.0 inning...was designated for assignment again 7/16 when Manuel Corpas returned from the 15-day DL...cleared waivers and reported to Triple-A Colorado Springs, where he completed the Triple-A season with the Sky Sox...finished Sky Sox season as one of the club's late inning relievers and was the club's primary closer for the final three weeks of the season...finished the Triple-A season at 1-1, 3.09 (58.1 ip, 20 er) and converted all 9 of his save opportunities...was much better with the Sky Sox as a reliever, posting a 1.83 ERA (39.1 ip, 8 er) in 29 relief appearances compared to a 5.68 ERA (19.0 ip, 12 er) in 4 starts...returned to Colorado 9/8...made 9 appearances with the Rockies after his return, allowing runs in just 2 of the games...earned his second win with the Rockies 9/22 vs. SD by tossing 3.0 scoreless frames in relief...pitched more than 1.0 inning in 4 of his 9 appearances in September/Oct.; for the season he tossed more than an inning in 9 of his 24 games...had a 6.4 strikeout to walk ratio, while issuing just 1.45 walks per 9.0 innings pitched...was his first year since 2003 to not make a start in the Majors.

**2008:** Underwent season-ending surgery to repair the torn anterior cruciate ligament in his right knee (Dr. Timothy Kremchek) on 8/19...made 6 starts for the Reds and one start and 25 relief appearances for Triple-A Louisville...began the season on the 15-day disabled list with soreness in his right forearm...after 3 rehab starts, he was reinstated to start on 4/21 vs. LAD, when David Weathers went to the DL and Josh Fogg was sent to the bullpen...from 4/21-5/25 went 1-4, 7.28 in his 6 starts for the Reds before he was optioned to Louisville on 5/29...spent the rest of the season with Louisville and made all 25 of his appearances there in relief...made his last appearance for the Reds in the 18-inning, 12-9 loss on 5/25 at SD, a game in which the Reds used 24 players...when the team headed north he remained in Sarasota at extended spring training...made 3 minor league rehab appearances, one each for Single-A Sarasota and Double-A Chattanooga and Louisville...in those 3 starts, he combined to go 3-0, 1.09 before he was reinstated from the DL on 4/21...on 9/9 was recalled and placed on the 60-day DL with the knee injury...on 12/12 was not tendered a contract and became a free agent.

**2007:** In his first full season as a starter established career highs in most categories...began 2007 with the Reds and went 6-8, 5.40 ERA in 24 starts before he was optioned to Louisville on 8/11...made one start for the Bats before he returned to Cincinnati on 8/25...in 7 starts after he returned from Louisville went 2-1, 5.06...in his 30 starting assignments he produced 11 quality starts and went 12-18...in April went 3-1, 3.45 in 5 starts...won his first 2 starts of the season...in 10 starts between wins on 5/29 and 8/3 went 0-4, 6.59 and three times was the victim of blown saves...on 8/3 at PIT snapped that career-high 4-game losing streak with a 1-4 victory...made his 100th career appearance in a 9-3 loss vs. PHI on 4/22...on 4/28 at PIT, in the 8-1 victory threw a 13-hitter for his first career complete game (0bb, 5k, 91 pitches)...was his 12th career start and the first CG by a Reds pitcher in 2007...retired the first 16 batters until Ronny Paulino doubled with one out in the 6th inning...in the 4th inning gave the Reds a 2-0 lead with his first career RBI...in the 5-2 loss on 9/16 at MIL began the game with 5 consecutive strikeouts before walking No. 6 batter J.J. Hardy; overall recorded his first 6 outs by strikeout.

**2006:** Made 30 appearances despite being plagued by a back injury...twice was on the 15-day DL with a strained lower back (5/30-6/26, 7/14-8/19)...began the season with 28 relief appearances (2-0, 4.45)...made his last two outings as a starter (0-0, 0.93, 9.2ip, 8h, 7bb, 4k)...saved his best appearance of the season for the finale, in the 1-0 loss on 10/1 at PIT; started and threw 6.0 shutout innings allowing five hits...posted a 3.86 ERA in 14 games before his first disabling on 5/30, was reinstated on 6/27...posted a 5.79 ERA in five appearances for the Reds before he returned to the DL on 7/14, was reinstated on 8/20...on 8/31 was optioned to Sarasota to make room on the active roster for OF Brendan Harris...was recalled on 9/4 after Sarasota's season concluded...made 3 more relief outings (2 ip, 0r) before finishing the season with the 2 starts...twice threw at least 3.0 innings in relief...threw 3.0 scoreless innings on 4/15 at STL; marked a career high

for innings pitched out of the bullpen, but then on 4/20 at MIL threw 4-plus innings to earn the 12-8 victory...pitched for Manati in the Puerto Rican Winter League where he made 8 appearances/5 starts going 3-1, 2.53 with two saves.

**2005:** In his first full season in the Majors he went 2-6, 4.09 (61.2 ip, 28 er) and one save in 55 relief appearances and 2-2, 5.25 (24.0 ip, 14 er) in five starts...made all five starts in his first 15 games of the season, then beginning 6/9 made his last 45 appearances of the season in relief...beginning the season with two relief outings but then from 4/13-23 made his first three big league straight starts (1-1, 6.23)...during that span took the spot in the rotation vacated by the disabled Ramon Ortiz...following that three-start stretch, from 4/27-5/13 made eight consecutive appearances out of the bullpen (0-2, 3.46)...in his five starts the Reds went 3-2...twice was called upon to replace that day's starting pitcher...in those two starts went 2-0, 2.45...on 4/13 at STL made his first Major League start after Ortiz was scratched that morning with a groin injury...in that 6-5 victory became the first Reds pitcher to win his first MLB start since Luis Pineda on 6/25/02 at CHC (5-2 win)...in the 11-10 victory on 7/4 at SF earned the first save of his professional career...on 5/31 at HOU, produced an infield single off Brandon Backe for his first career hit.

**2004:** In his first full season at Triple-A led Louisville in wins (9), losses (11), starts (28) and innings pitched (162.2)...his 28 starts tied the franchise record...from 8/20-8/22 spent three days with the Reds but did not pitch...was Louisville's Pitcher of the Month for April (4 games, 2-2, 1.88)...in the 6-0 victory on 4/19 vs. Norfolk threw his first professional shutout to help earn IL Pitcher of the Week honors...on 8/13 vs. Indy hit his first career home run.

**2003:** One of 13 Reds players to make MLB debut...in 28 minor league starts for Richmond, Louisville and Greenville combined to go 8-12, 3.41 with a complete game...after he was acquired from the Braves on 8/14 (was the player to be named later in a deal for LHP Kent Mercker) he made four starts at Louisville before he was promoted to the Reds on 9/7...that afternoon at STL threw 2.0 innings in his Major League debut (2h, 1bb, 1 HBP, Mike Matheny solo homer)...in the 10-6 win vs. PIT on 9/9 tossed a scoreless inning for his first career victory...on 9/13 at CHC recorded his first career strikeout (Damian Miller)...when he debuted on 9/7 at STL became the 56th player and 29th pitcher to appear for the Reds, extending both club records that eventually would reach 57 and 30, respectively.

**POSTSEASON:** Was added to Colorado's postseason roster for the 2009 NLDS vs. the Phillies, despite having pitched in just 24 games for the club during the regular season...retired six of seven batters faced, issuing just one walk (Utley)...did not allow any runs...was the third pitcher used in Game 2, a win at PHI, picking up a hold (1.0 ip)...relieved starter Jason Hammel in Game 3 loss (1.0 ip) at Coors Field.

**MINOR LEAGUES 2002:** Led Double-A Greenville in innings pitched (159.1) and strikeouts (123) and tied for staff lead in starts (26)...his walks-to-9.0 ip ratio of 2.14 was 2nd-best among Southern League starters...was named Greenville's Pitcher of the Month for May (2-0, 1.98)...**2001:** Missed the entire season with a ruptured disc in his back that required surgery on 3/29 (Dr. Lee Kelley)...suffered the injury during Spring Training...healed quickly enough to pitch in the instructional league and Arizona Fall League...**2000:** At Macon and Myrtle Beach...led all Braves minor leaguers with 168 strikeouts while issuing just 29 walks...was South Atlantic League Pitcher of the Month for May (5-0, 2.18)...at Macon allowed just 8.88 runners per 9.0 ip, fewest among SAL starting pitchers...**1999:** Signed his first professional contract on 8/23/98 and began his career the next season at rookie Danville.

**PERSONAL:** In 1998 graduated from McCallum High School (Austin, TX), where he lettered in baseball and basketball...was named Sophomore of the Year for his district in baseball...was the district's baseball Most Valuable Player as a junior...was originally selected by Atlanta in the second round (52nd overall) in the 1998 First-Year Player Draft.

**ROCKIES IN DOUBLEHEADERS**

Date	Opponent	Result	Date	Opponent	Result
*Aug. 6, 1993	at San Diego	0-2 (L 3-6, L 2-6)	*Aug. 15, 2000	at New York-NL	0-2 (L 5-7, L 3-4)
*Aug. 21, 1993	vs. New York-NL	2-0 (W 4-3, W 8-6)	June 14, 2001	vs. Seattle	1-1 (W 8-2, L 1-5)
*Sept. 14, 1993	vs. Houston	2-0 (W 9-4, W 6-5+)	*May 8, 2003	at Atlanta	0-2 (L 6-12, L 2-5)
*June 28, 1994	vs. San Diego	1-1 (W 10-9, L 3-11+)	June 7, 2003	vs. Kansas City	0-2 (L 11-13, L 5-9)
*July 4, 1994	at Chicago-NL	1-1 (L 3-4, W 4-2+)	May 1, 2004	vs. Atlanta	1-1 (W 3-2, L 7-11)
July 23, 1996	vs. New York-NL	2-0 (W 10-7, W 11-10)	*May 13, 2004	vs. Pittsburgh	1-1 (W 7-5, L 2-11)
*Aug. 17, 1996	at Cincinnati	0-2 (L 3-5, L 5-9)	Aug. 19, 2004	vs. New York-NL	0-2 (L 3-10, L 2-4)
June 8, 1997	vs. Florida	1-1 (W 7-2, L 1-9)	*Sept. 23, 2004	vs. Arizona	2-0 (W 7-1, W 2-1+)
*July 19, 1997	at Chicago-NL	0-2 (L 0-7, L 5-6)	*Aug. 8, 2005	vs. Florida	2-0 (W 4-3+, W 5-3)
Aug. 25, 1997	vs. Cincinnati	0-2 (L 6-7, L 4-6)	Sept. 18, 2007	vs. Los Angeles-NL	2-0 (W 3-1, W 9-8)
Sept. 6, 1997	vs. St. Louis	1-1 (L 7-10+, W 7-6)	*Aug. 7, 2008	vs. Washington	0-2 (L 3-6, L 3-6)
April 19, 1998	vs. Atlanta	1-1 (L 3-5, W 10-7)	July 30, 2009	at New York-NL	1-1 (L 0-7, W 4-2)
July 23, 1998	vs. Cincinnati	2-0 (W 6-4, W 6-4)	*Aug. 16, 2009	at Florida	1-1 (L 3-10, W 7-3)
*Aug. 18, 1998	at New York-NL	0-2 (L 2-6, L 3-6)	*April 24, 2010	vs. Florida	1-1 (L 1-4, W 8-1)
July 3, 1999	vs. San Diego	2-0 (W 12-10, W 8-6)	May 15, 2010	vs. Washington	2-0 (W 4-3, W 2-1)
July 22, 1999	at Los Angeles	2-0 (W 4-1, W 12-11)	April 14, 2011	at New York-NL	2-0 (W 6-5, W 9-4)
Aug. 13, 1999	vs. Montreal	0-2 (L 13-14+, L 6-8)			
Aug. 15, 1999	vs. Montreal	2-0 (W 8-2, W 12-4)			
Aug. 28, 1999	vs. Philadelphia	2-0 (W 11-6, W 4-0)			
April 16, 2000	vs. St. Louis	1-1 (L 3-9, W 14-13)			
July 4, 2000	at San Fran.	0-2 (L 1-4, L 0-3)			
July 17, 2000	vs. Oakland	1-1 (L 10-11, W 10-9)			

**All Time Record:** 14 wins, 12 losses, 13 splits  
**Record in Traditional DH:** 4 wins, 7 losses, 5 splits

\* — Traditional doubleheader. All others are split doubleheaders  
 + — extra innings

BELISLE'S CAREER RECORD

Table with columns: Year, Team, W, L, ERA, G, GS, CG, SHO, GF, SV, IP, H, R, ER, HR, HB, BB, IBB, SO, WP, BK. Rows include years 1999-2011 with various teams like Danville, Macon, Myrtle Beach, Greenville, Louisville, Cincinnati, Sarasota, Chattanooga, Dayton, Colorado, and Major/Minor League Totals.

LEAGUE DIVISION SERIES RECORD

Table with columns: Year, Team, W-L, ERA, G, GS, SV, IP, H, R, ER, BB, SO. Row: 2009 COLORADO vs. Philadelphia 0-0, 0.00, 2, 0, 0, 2.0, 0, 0, 0, 1, 2.

CAREER TRANSACTIONS

- 1998: Selected by Atlanta in the second round of the First-Year Player Draft.
- 2003: Optioned to Richmond, 3/12...acquired by Cincinnati as the player to be named in the 8/14 in deal that sent LHP Kent Mercker to Atlanta...optioned to Louisville, 8/14...recalled from Louisville, 9/7 for the remainder of the season.
- 2006: On disabled list, 5/30-6/26 with a strained lower back; included rehab assignment to Dayton and Chattanooga, 6/15-27...on disabled list, 7/14-8/20 with a strained lower back; included rehab assignment at Louisville, 8/7-20...optioned to Sarasota, 8/31 and recalled 9/4 for the remainder of the season.
- 2007: Optioned to Louisville, 8/11...recalled from Louisville, 8/25.
- 2008: On disabled list, 3/31-4/20 with a sore right forearm; included rehab assignment to Sarasota and Louisville, 4/5-21...optioned to Louisville, 5/29...placed on 60-day disabled list 9/9 for the remainder of the season following right knee surgery.
- 2009: Signed by Colorado to a Minor League contract on 1/14...contract purchased from Tri-City, 4/10...designated for assignment, 5/25...outrighted to Colorado Springs, 5/26...contract purchased from Colorado Springs, 7/11...designated for assignment, 7/16...outright ed to Colorado Springs, 7/20...contract purchased from Colorado Springs, 9/8...signed by Colorado to a Major League contract on 11/5.
- 2011: Signed a two-year contract 2/19.

CAREER BATTING

Table with columns: Year, Team, AVG, G, AB, R, H, TB, 2B, 3B, HR, RBI, SH, SF, HB, BB, IBB, SO, SB, CS, GDP, SLG, OBP. Rows include years 2003-2011 with Cincinnati and Colorado, plus a Totals row.

CAREER FIELDING

Table with columns: PITCHER, PCT, G-GS, PO, A, E, TC, DP. Row: Career Totals .950, 306-43, 41, 55, 5, 101, 5.



# 63 RAFAEL BETANCOURT RHP

Ht: 6-2      Wt: 220      B/T: R/R      Age: 36/37  
 Born: April 29, 1975 in Cumana, VZ      Residence: Cumana, VZ  
 Major League Service: 8.079      Contract: Through 2013 (\*14 mutual)  
 Obtained: Trade from Cleveland for RHP Connor Graham on July 23, 2009

## COLORADO

### HIGHLIGHTS

Was the primary setup man in his second full season with the Rockies before becoming the team's closer in August...**finished 2011 going 8-for-9 in save opportunities and held opponents to a .061 (3-for-49) average, which was the best mark among all MLB pitchers from 8/9-end of the season...**his 8 saves in 2011 set a career-high mark and he recorded his third-straight season with 20-plus holds (2009-11)...**set a career-high with 72 appearances and 89 strikeouts in 2010...**went 3-1, 1.78 ERA in 32 games after being traded to Colorado in July 2009...**set career highs in innings pitched (79.1) and holds (31) while logging career-low 1.47 ERA** for 2007 AL Central Champion Indians...pitched for native Venezuela in 2006 World Baseball Classic...spent time as Cleveland's closer for a short period in late April/early May 2004...following a full year off (right elbow surgery), returned to the mound and pitched at Double-A and Triple-A before making MLB debut, a loss on 7/13/03 vs. CWS...earned first MLB win (4/27 vs. MIN) and save (8/10 vs. ANA) in 2003.

### CAREER

- A veteran of nine Major League seasons, Betancourt has made 543 appearances, all in relief, since his Major League debut in 2003...has played for only two teams, Cleveland (2003-09) and Colorado (2009-11).
- Has 50 or more appearances in eight consecutive seasons since 2004, as well as 60 or more in 2004 and 2007-2011.
- Following July 2009 trade, he immediately became the Rockies primary setup man, leading the club with 12 holds and a save down the stretch...added to that total in 2010 and 2011 when he led the team with 23 holds (\*10) and 22 (\*11).
- 138 of his 172 appearances (80.2 pct.) with Rockies and 408 of 543 (75.1) career outings have been scoreless.
- Is 6-0, 3.18 (79.1 ip, 28 er) in 95 career games at Coors Field (94 appearances as a member of the Rockies).
- Has 27 career saves, as he saved a career-best eight games in 2011...that mark doubled his previous high for saves in a single-season...became the Rockies closer in early August 2011 and went 8-for-9 in save opps to end the season.
- Limiting right-handed hitters to .208 (254-for-1222) batting average in his career...has held righties to a sub-.200 average each of the last three seasons... .189 in 2011, .187 in 2010 and .169 in 2009.
- With 162 strikeouts over the past two seasons (2010-11), he ranks tied for ninth in the Majors among relief pitchers.
- Set career highs in both appearances, with 72, and strikeouts, with 89, in 2010.
- Finished among the top-3 relievers in MLB in strikeouts to walk ratio for the second season in a row in 2011 with a 9.13 mark...he leads all MLB relievers with a 9.05 strikeouts to walk ratio (190 SO, 21 BB) since the Rockies acquired the right-hander on 7/31/09 from Cleveland...additionally, Betancourt's 21 walks since he became a Rockie in 2009 are the fewest for an MLB reliever with at least 150 appearances.
- Has pitched 1.0 inning or more in 410 of his 543 career appearances (2.23 ERA in those games).
- Had best statistical season in 2007 as he tallied 31 holds (tied for AL lead among relievers) with a career-low 1.47 ERA.
- Logged 2.79 ERA in 2005 as Cleveland's bullpen finished with an MLB-best mark of 2.80.
- During his time with the Indians, the right-hander went 23-22 with a 3.25 ERA (410.0 ip, 148 er) in 371 games...he ranks eighth all-time on Cleveland's franchise list for appearances...trails seventh-place Eric Plunk (373) by two games.
- From 2003-09 with the Indians, Betancourt was one of the premier setup pitchers in the American League...his 84 holds in that span were tied for sixth in the AL while his strikeouts per walks ratio of 3.79 in that span ranked fourth among AL relievers (trailing only Mariano Rivera, Jonathan Papelbon and Joe Nathan).

### 2011

- Spent the season as one of the Rockies late-inning relievers, including the final month-plus as Colorado's closer.
- In 68 appearances he went 2-0 with 8 saves, 22 holds, a 2.89 ERA (62.1 ip, 20 er), 8 walks and 73 strikeouts...his 22 holds, 73 strikeouts and .203 opponents batting average all led Rockies relievers.
- Though steady all season, Betancourt was one of the Majors most productive relievers following the All-Star break, as he owned a 0.33 ERA (27.0 ip, 1 er), .080 opponents batting average (7-for-88), 8 saves and 4 holds with one walk and

2011	HIGHS AND LOWS	CAREER
3, 4x, last: September 20 vs. SD	Strikeouts	5, July 5, 2006 vs. NYY
3, 5x, last: July 6 at ATL	Hits	4, 4x, last: April 5, 2008 at OAK
2, 6x, last: July 6 at ATL	Runs	5, July 25, 2005 at OAK
2, 6x, last: July 6 at ATL	Earned Runs	5, July 25, 2005 at OAK
1, 7x, last: August 27 at LAD	Home Runs	2, 3x, last: August 24, 2003 at TB
1, 8x, last: July 22 at ARI	Walks	4, September 16, 2008 vs. MIN
1.1, August 27 at LAD	Innings (Reliever)	3.1, July 5, 2006 vs. NYY
10.0, August 1-24	Scoreless Inning Streak	19.0, May 13-June 20, 2007
2, April 1-September 29	Win Streak	7, August 12, 2006-September 4, 2007
None	Losing Streak	4, June 6-August 8, 2006

BETANCOURT



- 39 strikeouts in 27.0 innings.
- Among MLB relievers with at least 25 post-All-Star break appearances, Betancourt led the league in ERA, opponents batting average, strikeout to walk ratio (39.00), hits allowed per 9.0 innings (2.33), base-runners allowed per 9.0 innings (2.67) and WHIP (0.30) after the break.
- Did not allow a single run after 8/27 at LAD, and carries a 9.0-inning (9 appearances) scoreless streak into the 2012 season...allowed just 5 hits and no walks with 25 strikeouts in 21 appearances (20.1 innings) from the beginning of August through the end of the season.
- Earned his first save of the season on 8/9 at CIN, replacing an injured Huston Street...went 8-for-9 in save opportunities the remainder of the season and finished 13 games for Colorado from 8/9 through season's end...finished 2011 with five-straight successful save opportunities.
- Prior to earning the Rockies closer role late in the season, Betancourt generally pitched as the Rockies 8th-inning set-up man...from the beginning of 2011 through 8/8, Betancourt's 22 holds were tied for the fourth-most in the NL...his 56 holds from 7/31/09-8/8/11 were the third-most in the NL.
- Once again finished among the top-3 relievers in MLB in strikeouts to walk ratio with a 9.13 mark...Betancourt leads all MLB relievers with a 9.05 strikeouts to walk ratio (190 SO, 21 BB) since the Rockies acquired the right-hander on 7/31/09 from Cleveland.
- Signed a two-year contract extension through 2013 with an option for 2014, 1/21.

**2010:** Signed to a two-year deal prior to the 2010 season after being acquired from Cleveland, July 23, 2009...finished second in the Majors and led the Rockies with a 11.13 strikeout/walk ratio; 89 strikeouts compared to eight walks...the 89 strikeouts were also tied for ninth-most in the Majors by a reliever...his 12.85 strikeouts per 9.0 innings pitched this season set a Rockies single-season record, passing Brian Fuentes who had 12.83 K/9.0 in 2002, however Fuentes had more than half as many innings...Betancourt tossed 62.1, Fuentes collected 26.2 innings...struckout the second-most batters among Rockies relievers and also had the second-most appearances with 72...his 23 holds this season were the second-most in his career behind the 31 holds he collected in 2007 with the Indians...since joining the Rockies 7/23/09 has 35 holds and 21 games finished...the Rockies are 67-37 in which he has made an appearance and in his 104 games as a Rockie is 8-2 with two saves and a 3.08 ERA (87.2 ip, 30 er) while walking 13 and striking out 118...he is averaging 12.1 strikeouts per 9.0 innings pitched and has held hitters to a .212 (69-for-326) average since coming to Colorado...from the beginning of June through the end of the season he went 5-0 with 18 holds and a 2.40 ERA (45.0 ip, 12 er)...walked just five batters, one being intentional, in the final three-plus months (51 appearances) of the season...tied a career-high with five wins this season...also set career highs in strikeouts with 89 (previous high was 80 in 2007), walks by allowing just eight (previous low was nine walks in 2007), appearances with 72 (previous high was 69 in 2008) and tied his career-best with just one loss.

**2009:** Began the season with Cleveland before Colorado acquired him on 7/23...Betancourt immediately became the primary setup man and went on to lead the Rox in holds (12, tied with Matt Daley), despite pitching for the club for less than half the year...his 12 holds from 7/24 through the end of the year were tied fifth-most in the NL, and easily the most for a Rox reliever in that span...went 3-1 with one save and a 1.78 ERA in 32 appearances for Colorado...his 1.78 ERA as a member of the Rox was the lowest for any reliever after he joined the team on 7/24 (min. 20 innings)...struckout far more batters than he walked with Rox, finishing with 29 strikeouts and just 5 walks...his strikeout to walk ratio was 5.80 in a Rox uniform...did not allow a run in any of his first 14 games with Colorado, while earning 6 holds in his first 14 games...earned his first hold with Colorado on 7/30 at NYM by tossing a scoreless 7th inning...struckout the side 8/20 at WAS for his sixth hold with the Rox...took the loss 8/30 at SF when he inherited a bases loaded situation in the 6th inning and allowed a go-ahead grand slam to Edgar Renteria; was the only home run he allowed as a member of the Rockies, and his only other career slam allowed was hit by Renteria...followed that loss with 9 consecutive scoreless apps (6.2 ip)...earned first win with the Rox on 9/4 vs. ARI by retiring the last batter of the 8th inning in the Rockies 5-4 comeback victory...on 9/16 at SF he relieved Franklin Morales in the 9th after he surrendered 3 hits and recorded no outs, and was able to lock down the win for the Rockies with his first save as a Rockie...in a little over two months with Colorado, Betancourt held opponents to a .189 (17-for-90) average, with left-handed batters hitting .231 (9-for-39) and right-handed batters at .157 (8-for-51)...28 of his 32 appearances with the Rox were scoreless...his 20 holds between both clubs were the second-most he has had in a single season, trailing only the 31 holds he had in 2007...finished the season with a total of 61 games, giving him at least 50 appearances in 6 of his 7 MLB seasons...went 1-2 with a 3.52 ERA (30.2 ip, 12 er) in his 29 games with Cleveland in 2009.

**2008:** Production took a dip after career year in 2007...hold total in 2008 went to 12 after compiling 31 holds (T-1st) in 2007 while his ERA (5.07-1.47) and home run totals (11-4) also rose significantly...ERA was 6.27 thru games of 8/5 (47.1 ip, 33 er)...over the last seven weeks of the season he went 1-0, 2.66 (23.2 ip, 7 er) in 22 games...served as closer for a brief time at the end of April and beginning of May, but was moved back to set-up role shortly after...45 of his 69 appearances were scoreless...walked career-high 4 on 9/16 vs. MIN...overall among AL relief pitchers his 71.0 ip were 12th and his 69 appearances were T-14th...MLB hitters batted .276 (76-for-275, 11 HR), holding lefties to a .252 (30-for-119) average...best month was August (1-0, 3.00 ERA, 10 games, 12.0 ip, 4 er); only month his ERA was under 4.00.

**2007:** One of the top setup men in the AL in what was his best Major League season to date for the Indians...was the primary 8th inning setup man for Joe Borowski all season, recording 31 holds (T-1st among AL relievers with LAA's Scot Shields)...his relief ERA of 1.47 was the second-lowest relief ERA in the AL and his .183 opponent average was the fourth-lowest mark...allowed just 9.1-pct. (3-for-33) of inherited runners to score, the second-best mark in the AL...was second to Seattle's JJ Putz (6.6) in runners allowed per 9.0 ip at 6.8...was fifth among AL relievers in strikeouts (80), fourth in innings pitched (79.1) and tied ninth in relief wins (5)...55 of his 68 outings were scoreless and did not allow more than one earned run in any of his outings...his .173 (18-for-104) average against with runners on was third among AL relievers...did not walk a batter over 24.1 ip from 4/4-6/9 and had a 19.0 inning scoreless streak from 5/13-6/20...on the year averaged just 1.02 walks per 9.0 ip...over his last 22 games (from 8/12), he recorded an ERA of 1.37 (26.1 ip, 4 er)...finished fourth in the AL in first batter batting average (.123, 8-for-65)...did not allow a run in 10 appearances vs. DET, a span of 13.2 ip...his 68 appearances were T-13th among AL relievers...right-handed batters hit .147 (25-for-170)...had an ERA of 5.40 in 7 postseason games (10.0 ip, 7 hits, 6 er, 1 bb, 9 k).

**2006:** One of the Indians key setup men, had a solid season in the role...from 7/5 thru the end of the season he went 3-1, 2.71 (33.1 ip, 10 er) in 26 appearances with three saves after taking a 5.40 season ERA into July...was on the dis-

abled list from 4/20-5/16 with a strained lat muscle in his right side, suffered on 4/19 at BAL...was the third straight season in which he spent time on the DL...enjoyed new career bests in innings (3.1) and strikeouts (5) on 7/5 vs. NYY...from 8/23 thru the end of the season his ERA was 1.10 in 13 games (16.1 ip, 2 er) and had 10.0 consecutive scoreless innings from 8/24-9/7... saved 3 straight chances from 8/25-9/28, a new career-high...batters hit .241 (52-for-216) off him with 7 home runs allowed...pitched for Venezuela in the World Baseball Classic.

**2005:** Was a productive and reliable member of the best bullpen in baseball, starting the year with 9.0 hitless/scoreless innings as he retired 27 of his first 28 batters faced...did not allow a hit/run until his 5th outing on 4/18 at KC...overall in April he was 1-0, 0.73 ERA (12.1 ip, 1 er) in 8 games...tossed a career-high 3.0 ip 4/9 at Detroit (retired 9 straight)...was on the 15-day DL from 6/30-7/8 with right shoulder inflammation before being suspended for 10 days from 7/8-18 for violating MLB's Joint Drug Prevention and Treatment Program...was activated from the suspended list on 7/18...his first batter average against of .189 (10-for-53) was the ninth-best mark among AL relievers...his ERA was 20th-best among AL relievers.

**2004:** Spent his first full season in the big leagues and was a reliable member of the Tribe's bullpen, compiling an ERA of 3.23 (30.2 ip, 11 er) in the second half...spent a short amount of time as the Tribe's closer in late April/early May...on the year he saved 4 games in 11 chances (36.4 pct.) as his 7 blown saves were tied for third in the AL behind Esteban Yan (10) and Jason Grimsley (9)...his 6 relief losses were tied for fifth among AL relievers ...was placed on the DL on 6/26 with right biceps tendonitis and arm fatigue and was activated on 7/11 after a one-game rehab appearance at Double-A Akron...allowed only one (9.2 ip) run over his last 12 outings (from 9/5)...led the team with 12 holds.

**2003:** Split season between Double-A Akron, Triple-A Buffalo and in the Majors with Cleveland after joining the organization in the off-season...was his first ever appearance at the Triple-A and big league levels after spending a year in the minor leagues in Japan and missing the entire 2002 season due to right elbow surgery...split the first half of the 2003 season between Akron and Buffalo, recording a 29.1 inning scoreless streak from 4/16 to 6/13 with Akron...promoted to the big leagues for the first time on 7/12...saved 13 straight games from 5/15 to 6/10 (13.0 ip, 0 er) -- the longest such streak in the minors since 2002...overall in the minors between Akron and Buffalo he recorded a combined ERA of 1.73 with 17 saves and held hitters to a .201 (39-for-194) average against in 35 outings...made his MLB debut and suffered a tough-luck loss on 7/13 vs. CWS, tossing 1.1 inning...recorded his first MLB win on 7/27 vs. MIN and his first MLB save on 8/10 vs. ANA...led the team with 32 appearances in the second half.

**2002:** Did not pitch professionally in 2002 as he rehabbed from right elbow surgery the previous July...was not signed by any club before signing with Cleveland after a tryout prior to the 2003 season.

**MINOR LEAGUES 2001:** Re-signed by Red Sox prior to 2001 season and spent the season at Double-A Trenton before being shutdown for the season on 5/17 with right elbow troubles...underwent surgery on his right elbow on 7/23 to transpose the ulnar nerve as well as having a metal rod placed in his right forearm to stabilize his right elbow and ulna...**2000:** Sold to the Yokohama Baystars of Japan's Central League in November of 1999 and appeared in 11 games in the Japanese major league before spending the rest of the season in the Japanese minor leagues with Searex...**1999:** Best season to date between Single-A Sarasota and Double-A Trenton, striking out a combined 63 batters in 61.2 innings while recording an ERA of 3.21 in 45 outings...ranked fifth in the Eastern League in saves at Trenton and fourth in walks per 9.0 innings (1.65) by a reliever...**1998:** Spent most of the season at Single-A Sarasota of the Florida State League...**1997:** First season as a pitcher came at Single-A Michigan of the Midwest League where he recorded 11 saves and struck out 52 batters in 32.1 ip...his 14.5 SO/9.0 ip was the best mark among Midwest League relievers as were his runners allowed per 9.0 ip (7.8)...**1994-1996:** Spent the first three seasons of his professional career as a middle infielder in the Boston minor league system before being converted to a relief pitcher in 1997 by the Red Sox farm brass.

**POSTSEASON:** Has pitched in a total of three playoff series, including the 2009 NLDS vs. the Phillies while playing for Colorado and the 2007 ALDS (Yankees) and ALCS (Red Sox) while playing for Cleveland...made relief outings in Games 2, 3, 4 in 2009, allowing just one run, a solo homer (Werth) in Game 2...pitched 1.0 scoreless inning in Rockies Game 3 loss, striking out the side (5 batters faced)...in 2007, Betancourt appeared in seven postseason games for the Indians, logging a 5.40 ERA (10.0 ip, 6 er)...his postseason was highlighted by two scoreless outings in the Division Series against the NYY.

**PERSONAL:** Rafael Jose Betancourt...married to wife Chela...they have two children - a girl, Raniel (2/12/99) - and a boy, Rafael (1/22/03)...Victor Martinez is the Godfather of his son, Rafael...resides in Cumana, Venezuela.

**17 WINS IN 18 GAMES, MLB TEAMS (REGULAR SEASON)**

<u>YEAR</u>	<u>TEAM</u>	<u>DATES</u>
2009	Rockies	June 4-22 (17 of 18)
2006	Dodgers	July 28-Aug.15 (17 of 18)
1986	Mets	April 18-May 10 (18 of 19)
1979	Expos	Aug. 28-Sept. 15 (17 of 18)
1977	Phillies	Aug. 3-23 (19 of 20)

**BETANCOURT'S CAREER RECORD**

Year	Team	W	L	ERA	G	GS	CG	SHO	GF	SV	IP	H	R	ER	HR	HB	BB	IBB	SO	WP	BK
1997	Michigan	0	3	1.95	27	0	0	0	22	11	32.1	26	9	7	2	0	2	0	52	3	1
1998	Trenton	0	0	6.75	7	0	0	0	3	0	9.1	9	7	7	0	0	3	0	9	0	0
	GC-Red Sex	0	2	7.20	4	3	0	0	0	0	5.0	6	5	4	1	0	1	0	4	1	1
	Sarasota	3	1	3.54	20	0	0	0	4	2	28.0	22	12	11	2	0	6	0	33	0	0
1999	Sarasota	0	0	0.00	6	0	0	0	5	4	7.0	5	0	0	0	0	1	0	6	0	0
	Trenton	6	2	3.62	39	0	0	0	30	13	54.2	50	24	22	7	0	10	0	57	0	1
2000	Yokohama-JPN	1	2	4.08	11	4	0	0	0	0	28.2	30	16	13	5	1	11	0	16	0	0
	Searsex-JPN	1	0	1.17	20	0	0	0	0	6	23.0	17	3	3	0	0	6	0	29	0	0
2001	Trenton	0	1	5.63	16	0	0	0	10	4	24.0	28	16	15	0	2	3	0	27	1	0
2002		- DID NOT PLAY - INJURED																			
2003	Akron	0	0	1.39	31	0	0	0	20	16	45.1	33	10	7	0	0	13	2	75	1	0
	Buffalo	0	0	4.05	4	0	0	0	2	1	6.2	6	3	3	1	0	2	0	6	1	0
	CLEVELAND	2	2	2.13	33	0	0	0	13	1	38.0	27	11	9	5	1	13	2	26	1	0
2004	CLEVELAND	5	6	3.92	68	0	0	0	21	4	66.2	71	32	29	7	0	18	6	76	5	1
	Akron	0	0	0.00	1	0	0	0	0	0	1.0	0	0	0	0	0	1	0	2	0	0
2005	CLEVELAND	4	3	2.79	54	0	0	0	12	1	67.2	57	23	21	5	0	17	2	73	0	0
2006	CLEVELAND	3	4	3.81	50	0	0	0	17	3	56.2	52	25	24	7	0	11	5	48	0	0
	Akron	0	0	0.00	1	1	0	0	0	0	1.0	0	0	0	0	0	1	0	2	0	0
2007	CLEVELAND	5	1	1.47	68	0	0	0	15	3	79.1	51	13	13	4	0	9	3	80	0	0
2008	CLEVELAND	3	4	5.07	69	0	0	0	20	4	71.0	76	41	40	11	0	25	5	64	2	0
2009	CLEVELAND	1	2	3.52	29	0	0	0	7	1	30.2	25	15	12	3	0	15	4	32	0	0
	COLORADO	3	1	1.78	32	0	0	0	3	1	25.1	17	5	5	1	0	5	1	29	0	0
2010	COLORADO	5	1	3.61	72	0	0	0	18	1	62.1	52	25	25	9	0	8	2	89	7	0
2011	COLORADO	2	0	2.89	68	0	0	0	24	8	62.1	46	21	20	7	0	8	0	73	1	2
<b>Major League Totals</b>		<b>33</b>	<b>24</b>	<b>3.18</b>	<b>543</b>	<b>0</b>	<b>0</b>	<b>0</b>	<b>150</b>	<b>27</b>	<b>560.0</b>	<b>474</b>	<b>211</b>	<b>198</b>	<b>59</b>	<b>1</b>	<b>129</b>	<b>30</b>	<b>600</b>	<b>16</b>	<b>3</b>
<b>Minor League Totals</b>		<b>10</b>	<b>9</b>	<b>3.14</b>	<b>159</b>	<b>4</b>	<b>0</b>	<b>0</b>	<b>96</b>	<b>51</b>	<b>217.2</b>	<b>185</b>	<b>86</b>	<b>76</b>	<b>13</b>	<b>2</b>	<b>44</b>	<b>2</b>	<b>277</b>	<b>7</b>	<b>3</b>

**LEAGUE DIVISION SERIES RECORD**

Year	Team	W-L	ERA	G	GS	SV	IP	H	R	ER	BB	SO
2007	CLEVELAND vs. New York	0-0	0.00	2	0	0	2.0	1	0	0	0	3
2009	COLORADO vs. Philadelphia	0-0	3.86	3	0	0	2.1	2	1	1	1	3
<b>Totals</b>		<b>0-0</b>	<b>2.08</b>	<b>5</b>	<b>0</b>	<b>0</b>	<b>4.1</b>	<b>3</b>	<b>1</b>	<b>1</b>	<b>1</b>	<b>6</b>

**LEAGUE CHAMPIONSHIP SERIES RECORD**

Year	Team	W-L	ERA	G	GS	SV	IP	H	R	ER	BB	SO
2007	CLEVELAND vs. Boston	0-0	6.75	5	0	0	8.0	6	7	6	1	6

**WORLD BASEBALL CLASSIC RECORD**

Year	Team	W-L	ERA	G	GS	SV	IP	H	R	ER	BB	SO
2006	VENEZUELA	0-0	0.00	2	0	0	1.2	0	0	0	1	1

**CAREER TRANSACTIONS**

- 1993: Signed by the Boston Red Sox as a non-drafted free agent on 9/6.
- 1998: Signed Minor League contract with Boston, 3/4...optioned to minors, 3/12...recalled from minors, 9/22...designated for assignment, 9/27...outrighted to minors, 10/2.
- 1999: Contract purchased by Yokohama (Japan) from the Boston Red Sox on 11/18.
- 2000: Signed by Boston as a Minor League free agent 12/13.
- 2003: Signed by the Cleveland Indians as a Minor League free agent 2/6...purchased from minors, 7/12.
- 2004: Signed Major League contract with Cleveland, 2/18...on 15-day disabled list, 6/26-7/11 with right bicep tendinitis; included rehab assignment at Akron, 7/9-11.
- 2005: On the 15-day disabled list, 7/3-18 with right shoulder inflammation...suspended by MLB for violating MLB drug program, served 10 games from 7/8-18.
- 2006: On the 15-day disabled list, 4/21-5/16 with a strained right lat muscle; included rehab assignment at Akron, 5/14-15.
- 2007: Signed Major League contract with Cleveland, 1/16.
- 2008: Signed two-year extension with Cleveland, 1/23.
- 2009: On the 15-day disabled list 6/1-7/9 with a right groin strain; included rehab assignment at Columbus, 7/3-9...acquired by Colorado from Cleveland in exchange for Minor League RHP Connor Graham on 7/23...accepted arbitration from Colorado, 12/7.
- 2010: Signed two-year contract with Colorado on 1/22.
- 2011: Signed one-year contract extension for 2012 with 2013 club option, 1/30.
- 2012: Signed one-year contract extension for 2013 with 2014 mutual option, 1/25.

**CAREER BATTING**

YEAR CLUB	AVG	G	AB	R	H	TB	2B	3B	HR	RBI	SH	SF	HB	BB	IBB	SO	SB	CS	GDP	SLG	OBP
2007 CLEVELAND	.000	68	1	0	0	0	0	0	0	0	0	0	0	0	0	1	0	0	0	.000	.000

**CAREER FIELDING**

PITCHER	PCT	G-GS	PO	A	E	TC	DP
Career Totals	.978	543-0	19	26	1	46	1



# 35 CHAD BETTIS

# RHP

Ht: 6-1

Wt: 200

B/T: R/R

Age: 22/23

Born: April 25, 1989 in Lubbock, TX

Residence: Allen, TX

Major League Service: 0.000

Contract: Through 2012

Obtained: Selected in 2nd round of 2010 Draft out of Texas Tech

# COLORADO

## HIGHLIGHTS

**Will be making his first appearance at Major League Spring Training in 2012...**Bettis becomes the first player from the Rockies 2010 Draft class to make an appearance at Major League Spring Training...**was named the California League Pitcher of the Year in 2011 after going 12-5 with a 3.34 ERA (169.2 ip, 63 er) with 184 strikeouts to 45 walks...**the right-hander led the Cal League in K, IP, WHIP (1.10), BAA (.225), fewest BR/9.0 IP (10.34)...**his 184 strikeouts were fifth-most in the Minor Leagues in 2011...following the 2011 season, was named by *Baseball America* as the ninth-best prospect in the California League and the 3rd-best prospect in the Rockies organization...**was originally drafted in the 2007 Draft by the Houston Astros but did not sign.

### 2011

- Spent his entire second professional season with Double-A Modesto in the starting rotation, making 27 starts.
- Led the California League in multiple categories, including strikeouts (184), innings pitched (169.2), WHIP (1.10), opponent batting average (.225) and fewest baserunners per 9.0 innings (10.34)...additionally, his 3.34 ERA was the second-best mark in the California League, his 9.76 K/9.0 IP was the fourth-best mark in the CL.
- Bettis had the ninth-most innings pitched in the entire Minor Leagues and the fifth-most strikeouts in the Minors.
- Named the Rockies organizational Pitcher of the Month in July when he went 4-1 with a 3.07 ERA (44.0 ip, 15 er), 43 strikeouts, 12 walks and held opponents to a .205 (32-for-156) batting average in six starts.
- Pitched much better in the second half of the season, going 8-1 with a 2.41 ERA (86.0 ip, 23 er) in 13 second half starts compared to 4-4 with a 4.30 ERA (83.2 ip, 40 er) in 14 first half starts.
- Finished the season with a six-game win-streak, spanning his last nine starts...over those nine starts, Bettis went 6-0 with a 2.54 ERA (56.2 ip, 16 er) while striking out 64 and walking just 13.
- Earned the California League Pitcher of the Week on two separate occasions, 6/27-7/3 and 8/15-22.
- Was named a California League Mid- and Postseason All-Star and named by *Baseball America* as a High-A All-Star.
- Following the season, was named by *Baseball America* as the ninth-best prospect in the California League.
- The ace of the Nuts' staff, Bettis earned the 2011 California League Pitcher of the Year honor following the season.
- Bettis and teammate Edwar Cabrera were both named to the All-Minors Second-Team by *Baseball America*.
- Named by MLB.com as the 66th overall prospect heading into the 2012 season.

**2010:** Began his professional career with Short Season Tri-City where he made 10 appearances/9 starts for the Dust Devils...allowed two earned runs just once and did not allow more than one run in any other appearance...won four games in five starts from 7/11-8/3, allowing just one earned run in 27.1 innings (0.33 ERA) in those five starts...held opponents to a .227 average (44-for-194) and had a strikeout to walk ratio of 3.9...was named to the Northwest League All-Star Team after he compiled a 4-1 record and 1.12 ERA in 10 appearances/9 starts...promoted to Low-A Asheville in mid-August and made three starts for the Tourists, earning 2 wins and a 0.96 ERA, allowing just 2 earned runs over 18.2 innings pitched...was rated as the ninth-best prospect in the Rockies system by *Baseball America* prior to the 2011 season.

**COLLEGE:** Went 7-4 with a 4.41 ERA (85.2 ip, 42 er) in 24 game/7 starts for the Texas Tech Red Raiders as a junior in 2010...had 102 strikeouts and just 33 walks...he finished fourth in the Big 12 Conference with his 102 strikeouts...his 10.72 strikeouts per game was the fifth-best mark in the conference in 2010...though he made 7 starts, he still finished tied for fourth in the Big 12 with 10 saves in 2010...was named to the Big 12 All-Tournament Team in 2010 as well...spent three seasons with the Red Raiders, splitting time between the starting rotation and late inning relief.

**PERSONAL:** Signed by Rockies scout Dar Cox...was rated as the 33rd-best player in the 2010 Draft by *Baseball America*, as well as the 16th-best right-handed pitcher in the Draft by the same publication...*Baseball America* also rated Bettis the fifth-best prospect overall from the state of Texas...Bettis is a native of Lubbock, TX and was originally drafted in the eighth round of the 2007 First-Year Player Draft by the Houston Astros.

### BETTIS' CAREER RECORD

Year	Team	W	L	ERA	G	GS	CG	SHO	GF	SV	IP	H	R	ER	HR	HB	BB	IBB	SO	WP	BK
2010	Tri-City	4	1	1.12	10	9	0	0	0	0	48.1	44	11	6	0	0	10	0	39	4	0
	Asheville	2	0	0.96	3	3	0	0	0	0	18.2	14	2	1	0	3	0	17	0	0	0
2011	Modesto	12	5	3.34	27	27	0	0	0	0	169.2	142	72	63	10	8	45	0	184	10	1
<b>Minor League Totals</b>		<b>18</b>	<b>6</b>	<b>2.70</b>	<b>40</b>	<b>39</b>	<b>0</b>	<b>0</b>	<b>0</b>	<b>0</b>	<b>236.2</b>	<b>200</b>	<b>85</b>	<b>71</b>	<b>11</b>	<b>8</b>	<b>58</b>	<b>0</b>	<b>240</b>	<b>14</b>	<b>1</b>





# 8 CHARLIE BLACKMON OF

**Ht:** 6-3      **Wt:** 210      **B/T:** L/L      **Age:** 25/26  
**Born:** July 1, 1986 in Dallas, TX      **Residence:** Warwick, GA  
**Major League Service:** 0.114      **Contract:** Through 2012  
**Obtained:** Selected in 2nd round of 2008 Draft out of Georgia Tech

## COLORADO

### HIGHLIGHTS

Made his Major League debut on 6/7/11 at SD...notched first career Major League hit off Dustin Moseley on 6/8/11 at PETCO Park...hit .337 with 33 extra-base hits and 49 RBI in 58 games during his first action at Triple-A in 2011...Colorado's second draft pick in the 2008 Draft, he has steadily moved his way through the Rockies system in his four professional seasons...has been named a top-20 prospect in both the Texas League in 2010 (17th) and the Northwest League in 2008 (10th) by *Baseball America*...enters 2012 ranked as the Rockies 11th-best prospect by *Baseball America*...has batted at least .297 with an .800-plus OPS in all four of his Minor League seasons...also named a Short Season All-Star by *Baseball America* following his initial professional 2008 season at Tri-City...is a career .316 hitter with 146 extra-base hits and 74 stolen bases in 345 career Minor League games.

#### 2011

- After spending the first two months of the 2011 season at Triple-A Colorado Springs, was recalled on 6/7 and spent the next month, until 7/7, on the active roster...finished the season on the 60-day disabled list with a right foot fracture suffered 7/7 at ATL while rounding second base.
- Hit .255 (25-for-98) with 1 double, 1 home run, 8 RBI, 9 runs and 5 steals in his 27 games with the Rockies...played mostly left field, though he also saw action in center field as well.
- Collected his first Major League hit in his second game, 6/8 at SD off Dustin Moseley, with a single going 1-for-4 in the game...first MLB multi-hit game, RBI and outfield assist all came 6/11 vs. LAD.
- Had a career-high four hits 6/17 vs. DET...also drove in two runs, setting his career-high for RBI in a game as well.
- Slugged his first career home run on 7/1 vs. KC off Soria...was a pinch-hit home run and also came on his 25th birthday...in his 15 games at Coors Field, Blackmon hit .382 (21-for-55) with a home run and 7 RBI.
- Had 5-straight games with a stolen base from 6/11-15...since 1946 (when game-by-game data began), he was the first player to steal a bag in 5-straight games within his first nine career games (Stats LLC.).
- Hit .337 (82-for-243) with 10 home runs, 19 doubles, 4 triples and 49 RBI while stealing 12 bases in 58 games for the Sky Sox...he led all Sky Sox in doubles, homers, stolen bases, RBI and batting average prior to his recall...collected five multi-hit games and hit .370 (13-for-42) in his final 10 games with the Sky Sox.

**2010:** Spent the entire season at Double-A Tulsa as the club's regular center fielder...hit .297 (100-for-337) with 22 doubles, 4 triples, 11 home runs and 55 RBI in 86 games for the Drillers...his .484 slugging percentage was a career high, and his .834 OPS was a personal best for a full season club...finished his season strong by batting .348 (40-for-115) with 10 doubles, 3 triples and 3 home runs in 28 games during the month of August...missed nearly all of the first two months of the season due to injury, and did not make his 2010 debut until 5/31 at Frisco...was at his best with men on base...his batting average splits with runners on base were: scoring position-.313, runners on with 2 outs-.328, runners in scoring position with 2 outs-.315 and bases loaded-.417...played in the Arizona Fall League as a regular outfielder for Scottsdale...hit .264 (19-for-72) with 2 doubles, 3 home runs and 11 RBI...had 13 walks compared to just 6 strikeouts during the AFL...named the Rockies 11th-best prospect by *Baseball America* following the season.


**2009:** Played his entire second professional season with High-A Modesto in the California League...led the Nuts in hitting (.307, 169-for-550), RBI (69), stolen bases (30) and runs scored (30)...led the club in RBI despite being the primary lead-off hitter...his 34 doubles were the second-most on the club...hit .305 (65-for-213) vs. left-handers and .309 (104-for-337) vs. right-handers...was the club's primary center fielder, and committed just 3 errors on the season...batted .316 (89-for-282) after the All-Star break, compared to .299 (80-for-268) prior to the break...hit .357 (46-for-129) with runners in scoring position...named the club's 13th-best prospect by *Baseball America* following the season.

**2008:** In his first professional season led Tri-City with a .338 (98-for-290) average...named the Rockies Organizational Co-Player of the Month for the month of July along with Wilin Rosario...hit .344 (42-for-122) with 11 extra-base hits and 14 RBI during the month, his first full month in professional baseball...was named to the Northwest League Postseason All-Star team...named the 10th-best prospect in the Northwest League after the season by *Baseball America*...also tabbed by the same publication as the Rockies 10th-best prospect.

**PERSONAL:** Signed by Rockies scout Alan Matthews...earned his B.S. degree in business administration with a concentration in finance from the Georgia Institute of Technology in the fall of 2011.

### BLACKMON'S CAREER RECORD

Year	Team	AVG	G	AB	R	H	2B	3B	HR	RBI	SAC	SF	HBP	BB	IBB	SO	SB	CS	GDP	OBP	SLG
2008	Tri-City	.338	68	290	42	98	21	5	2	33	3	2	10	16	2	37	13	7	2	.390	.466
2009	Modesto	.307	133	550	87	169	34	7	7	69	3	5	19	39	1	83	30	13	5	.370	.433
2010	Tulsa	.297	86	337	53	100	22	4	11	55	3	5	4	32	2	43	19	7	4	.360	.484
2011	Colo. Springs	.337	58	243	49	82	19	4	10	49	2	3	5	19	0	34	12	5	2	.393	.572
	<b>COLORADO</b>	<b>.255</b>	<b>27</b>	<b>98</b>	<b>9</b>	<b>25</b>	<b>1</b>	<b>0</b>	<b>1</b>	<b>8</b>	<b>1</b>	<b>0</b>	<b>0</b>	<b>3</b>	<b>1</b>	<b>8</b>	<b>5</b>	<b>1</b>	<b>2</b>	<b>.277</b>	<b>.296</b>
	<b>Major League Totals</b>	<b>.255</b>	<b>27</b>	<b>98</b>	<b>9</b>	<b>25</b>	<b>1</b>	<b>0</b>	<b>1</b>	<b>8</b>	<b>1</b>	<b>0</b>	<b>0</b>	<b>3</b>	<b>1</b>	<b>8</b>	<b>5</b>	<b>1</b>	<b>2</b>	<b>.277</b>	<b>.296</b>
	<b>Minor League Totals</b>	<b>.316</b>	<b>345</b>	<b>1420</b>	<b>231</b>	<b>449</b>	<b>96</b>	<b>20</b>	<b>30</b>	<b>206</b>	<b>11</b>	<b>15</b>	<b>38</b>	<b>106</b>	<b>5</b>	<b>197</b>	<b>74</b>	<b>32</b>	<b>13</b>	<b>.376</b>	<b>.475</b>



# 7 CASEY BLAKE

# INF

**Ht:** 6-2      **Wt:** 205      **B/T:** R/R      **Age:** 38/39  
**Born:** Aug. 23, 1973 in Des Moines, IA      **Residence:** Indianola, IA  
**Major League Service:** 9.138      **Contract:** Through 2012  
**Obtained:** Signed as a free agent on January 5, 2012

## COLORADO

### HIGHLIGHTS

Joins his sixth Major League organization in Colorado entering the 2012 season...**his 165 home runs since the 2003 season are the 5th-most among active third basemen**...had eight-consecutive double digit home run seasons from 2003-10...has five career 30-plus doubles seasons, and his 258 doubles since his first full Major League season of 2003 are the 32nd-most among active Major Leaguers...**set career-highs in home runs (28) and RBI (88) with Cleveland in 2004**...was drafted three different times by three different teams, including Philadelphia in 1992, New York Yankees in 1995 and Toronto in 1996...**is a .311 (32-for-103) career hitter with 6 home runs and 23 RBI in 30 games at Coors Field**...owns a .233 career postseason batting average with 2 home runs and 10 RBI in 27 postseason games with Cleveland (2007) and Los Angeles (2008-09).

### CAREER

- Entering his 15th Major League season, Blake joins his sixth MLB organization in Colorado after playing for National League West foe Los Angeles since July of 2008...the veteran has played for Toronto (1999), Minnesota (2000-02), Baltimore (2001), Cleveland (2003-08) and the Dodgers (2008-11).
- Hit at least 10 home runs for eight consecutive seasons (2003-10).
- Was traded from Cleveland to Los Angeles in July of 2008 for Carlos Santana and Jon Meloan.
- Ranks ninth among active third basemen with 923 games at the position, despite having played 360 career games at first base (116 games), second base (1 game), shortstop (1 game) and outfield (242).
- Among all Dodger third basemen with 250 or more career games, ranks first with a .968 fielding percentage.
- Belted career home run No. 150 on 5/18/10 vs. HOU...among active third basemen only Aramis Ramirez (251), Adrian Beltre (234), Chipper Jones (201) and David Wright (183) have hit more home runs than Blake (165) since 2003.
- His 48 home runs as a third baseman while with Los Angeles ranks fifth in L.A. Dodger history.
- His 116 home runs as an Indian are the 4th-most for a third baseman in the franchise's history (established 1901)...additionally, his 183 doubles are 4th among Indians third basemen and his 417 RBI are 5th.
- Had a career-high 28 homers and 88 RBI with the Indians in 2004.
- Made his Major League debut on 8/14/99 for the Blue Jays vs. Oakland...singled off Texas' John Burkett for his first big league hit on 8/29/99...hit his first Major League homer off Cleveland's Jim Brower on 10/2/99.
- Originally selected by Philadelphia in the 11th round of the 1992 First-Year Player Draft, but did not sign...selected by the Yankees in the 45th round of the 1995 First-Year Player Draft, but did not sign and was subsequently taken by Toronto in the 1996 First-Year Player Draft.

### 2011

- In his fourth season with the Dodgers (third full season), hit .252 with 10 doubles, a triple, 4 HR and 26 RBI in 63 games.
- Limited to just 63 games by three DL stints (3/22-4/6 (back), 4/25-5/27 (left elbow infection), 7/3-30 (cervical strain)) and had season-ending neck surgery on 9/6.
- Was productive in the clutch, batting .291 with runners in scoring position (16-for-55) and hitting .275 with runners on base (25-for-91)...batted .290 from the seventh inning and later (18-for-62).
- Batted .283 (15-for-53) against left-handers and .242 (36-for-149) against righties.
- Committed just six errors over 383.2 innings in 45 starts at third base (.946 fielding percentage)...the Dodgers went 26-19 in his starts at the hot corner.
- After starting the season late due to a back injury, opened the campaign with a six-game hitting streak and hit safely in 11 of his first 14 games at a .321 (17-for-53) clip prior to going on the DL with a left elbow infection on 4/25.
- Batted over .290 in three months, hitting .321 in April, .313 in May and .293 in August
- Hit .288 (17-for-59) with six doubles, a triple, a home run and 13 RBI in 19 games against NL West competition.

### 2011

### HIGHS AND LOWS

### CAREER

3, 3x, last: August 5 at ARI	<b>Hits</b>	5, 2x, last: August 4, 2004 at TOR
1, 4x, last: June 27 at MIN	<b>Home Runs</b>	2, 10x, last: September 28, 2010 at COL
3, 2x, last: June 11 at COL	<b>RBI</b>	7, 2x, last: June 2, 2008 at TEX
6, 2x, last: August 8-15	<b>Hit Streak</b>	26, May 20-June 17, 2007
3, April 23 at CHC	<b>Runs</b>	3, 2x, last: April 23, 2011 at CHC
2, August 27 vs. COL	<b>Doubles</b>	2, 19x, last: August 27, 2011 vs. COL
1, April 6 at COL	<b>Triples</b>	1, 18x, last: April 6, 2011 at COL
6, April 21 vs. ATL	<b>Total Bases</b>	13, July 5, 2003 at MIN
2, 4x, last: August 8 vs. PHI	<b>Walks</b>	4, July 8, 2009 at NYM
2, 15x, last: August 31 vs. SD	<b>Strikeouts</b>	4, 3x, last: May 12, 2010 at ARI
1, April 8 at SD	<b>Stolen Bases</b>	2, 2x, last: June 25, 2009 at CWS

BLAKE



**2010:** Batted .248 with 17 homers and 64 RBI in 146 games...hit 28 doubles and scored 56 runs over 509 at bats...hit .314 (44-for-140) vs. left-handed pitchers, which ranked 20th in the NL and led the Dodgers...his 17 home runs ranked third on the club...was the eighth consecutive season he hit at least 10 homers...batted .296 (21-for-71) with runners in scoring position and two outs...his best month came in August when he batted .283 with three homers and 16 RBI...had 11 homers and 39 RBI on the road, but hit just .236...batted .260 at Dodger Stadium...appeared in 139 games at third base (134 starts), which was his most since appearing in 145 in 2007...ranked fifth among NL third basemen with 352 total chances and sixth with 257 assists...ranked ninth with 15 errors and sixth with a .957 fielding percentage...since 2003 his 112 home runs as a third basemen rank ninth among current National Leaguers...cracked career home run No. 150 on 5/18 vs. HOU...batted .361 (13-for-36) with six doubles, two homers and nine RBI during his season high-tying nine-game hitting streak from 8/20-30...also hit in nine-straight contests from 5/25-6/2, batting .306 (11-for-36)...slugged his first grand slam as a Dodger and fifth of his career to help power the Dodgers to a 6-2 victory on 8/27 at COL...became the first Dodger to start back-to-back Opening Days at third base since Adrian Beltre (2002-04).

**2009:** Finished the year hitting .280 with 18 homers, 79 RBI, 25 doubles and 84 runs scored...his 63 walks were the most in a season since drawing a career-high 68 free passes in 2004...ranked fourth on the team in homers, RBI, doubles and runs scored...finished just two RBI shy of his 2008 total...his .363 on-base percentage was the best of his career...the 84 runs were his most scored since a career-best 93 in 2004...was the Dodgers' sixth different Opening Day third basemen in the last six years (2004-09)...the others were Blake DeWitt, Wilson Betemit, Bill Mueller, Jose Valentin, and Adrian Beltre...hit .320 vs. left-handers and .270 vs. righties...hit an impressive .340 in close and late situations...six of his 18 home runs came from the seventh inning on...hit .285 before the All-Star break and .274 following the break...appeared in 139 games overall, including 134 at third base, two at first, and two in left field...excelled on defense, making only 10 errors...after hitting only .243 in the season's opening month, batted .353 with 18 RBI in May, his best month of the year...had a season-high 10-game hitting streak from 7/29-8/9 during which he hit .463 (19-for-41)...his single in the bottom of the ninth on 7/25 vs. Florida gave the Dodgers their 10th walk-off win of the season...his seventh-inning single on 9/13 at San Francisco off Brad Penny gave him career hit No. 1,000...played in just 12 September games due to a tight left hamstring...still managed to hit .378 (14-for-37) with two home runs during the month.

**2008:** Batted .274 with 21 homers, 81 RBI and 71 runs scored in a combined 152 games with the Dodgers and Indians...hit .251 with 12 doubles, 10 homers, and 23 RBI in 58 regular-season games with the Dodgers after being acquired from Cleveland on 7/26 for two minor leaguers, catcher Carlos Santana and right-handed pitcher Jon Meloan (cash considerations were also included in the deal)...the Dodgers went 34-26 after he joined the team...matched his career high with 36 doubles (also in 2004, 2007 with Cleveland)...starting 7/26, his 10 home runs ranked second on the club to Manny Ramirez's 18...his .985 fielding percentage at third base starting 7/26 was the best in the National League over that span and was second among Major League third basemen behind Jack Hannahan's .991 percentage with Oakland...started at third base in 56 of the Dodgers' 60 final regular-season games...overall with the Indians and Dodgers, started 130 games at third and 19 games at first...batted .310 (44-for-142) with runners in scoring position...was hitting .393 (33-for-84) with runners in scoring position at the time of the trade, which ranked fourth in the American League and the Majors...matched his career high with seven RBI on 6/2 at Texas (also 7/5/03 at Minnesota)...also had two homers on 6/2 for his eighth career multi-homer game...went 2-for-3 with a double and a run scored in his Dodger debut on 7/26 vs. Washington...hit his first home run in a Dodger uniform on 8/2 off Arizona's Yusmeiro Petit at Dodger Stadium...started at third base in each of the Dodgers' eight postseason games...hit a solo homer in the sixth inning of Game 4 of the NLCS vs. Philadelphia, snapping a 3-3 tie (the Dodgers would lose 7-5).

**2007:** Matched his career high with 159 hits and 36 doubles, batting .270 in a career-best 156 games with Cleveland...also belted 18 homers and logged 78 RBI...started the season as the club's first basemen/reserve outfielder before taking over at third base in late April after an injury and option of Andy Marte...made 145 starts at third base and five at first base...also started seven games in right field...had a career-high 26-game hitting streak from 5/20-6/17, the longest hitting streak in the AL in 2007 and tied for the seventh longest in franchise history with Dale Mitchell (1953)...batted .317 (33-for-104) with seven homers and 18 RBI during the tear...was the longest by an Indian since Sandy Alomar's 30-game tear in 1997...ranked third on the team with 81 runs scored and 123 strikeouts...finished tied for third with Grady Sizemore on the club in RBI...in the postseason, batted .256 (11-for-43) with three doubles, a homer, and four RBI in 11 games...started all 11 contests at third base...hit .316 (6-for-19) in five games of the ALCS against Boston...hit a solo home run as part of Cleveland's seven-run fifth inning in Game 4 of the ALCS.

**2006:** Hit .282 with 20 doubles, 19 homers, and 68 RBI despite being limited to 109 games due to a pair of injuries...was on the DL from 6/15-7/12 with a strained left oblique and again from 8/8-24 with a sprained right ankle...raised his average 41 points from .241 in 2005...was leading the AL in hitting through games of 5/20 with a .366 average (53-for-145)...made 93 starts in right field and seven at first base...suffered his strained left oblique during batting practice prior to a 6/14 game at the New York Yankees...suffered his sprained right ankle on 8/5 at Detroit, sliding back into second base after a lineup...was hitting .310 (89-for-287) at the time of that injury...had four two-homer games: 5/12 vs. Detroit, 5/2 at Minnesota, 7/31 at Boston, and 9/30 vs. Tampa Bay...had a 15-game hitting streak from 5/1-18, when he batted .426 (23-for-54) with five homers and 12 RBI...hit his third career grand slam on 4/7 vs. Minnesota off Kyle Lohse...clubbed his fourth career grand slam on 9/25 vs. Chicago White Sox off Boone Logan...that grand slam was the Major League-record-tying 14th by the Indians...hit an inside-the-park home run 7/25 vs. Detroit, the fourth by an Indian at Jacobs Field.

**2005:** With 23 homers, topped the 20-homer mark for the second straight year after clubbing a career-best 28 in 2004...started 132 games in right field, six at third base, and four at first base...batted leadoff for the second time in his career 5/9 at the Los Angeles Angels of Anaheim...enjoyed his third career two-homer game 9/7 at Detroit.

**2004:** In his second full season in the Major Leagues, established career highs with 159 hits, 36 doubles, 28 homers, 88 RBI, and 91 runs scored with Cleveland...all remain career highs...was the Indians' every-day third basemen...ranked fourth among AL third basemen in homers, RBI, and runs scored...his 28 homers were the most by an Indians third basemen since Travis Fryman clubbed 28 in 1998...tied for fifth in the AL with 139 strikeouts...10 of his homers came in a 30-game span from 5/25-6/25...batted .322 (37-for-115) with 26 RBI in that stretch...led the Indians with seven homers and 21 RBI from 8/28 to season's end...suffered a right hamstring injury 5/9 at Baltimore, and went on to miss a three-game series at Boston 5/0-12...led the AL with 4.26 pitches per plate appearances...led the Indians with 25 hits with runners in scoring position and two outs (.281, 25-for-89)...hit a pair of walk-off homers: 5/14 vs. Tampa Bay and 5/28 vs. Oakland...matched his career high with five hits 8/4 at Toronto, going 5-for-6 and falling a homer shy of the cycle...connected for his second career two-homer game 8/9 vs. Chicago White Sox

**2003:** In his first full season in the Majors, batted .257 with 35 doubles, 17 homers, and 67 RBI in 152 games as Cleveland's every-day third baseman...led the Indians in hits (143), doubles, and games played...started 136 games at third base and 12 at first base...was the AL Player of the Week for the week of 6/30-7/6, when he batted .375 (12-for-32) with four homers and 14 RBI...hit his first career grand slam in the first game of a 6/30 doubleheader at Kansas City off Kris Wilson...had a career-high five hits and a career-best seven RBI 7/5 at Minnesota.

**2002:** Returned to the Minnesota organization after a late-season waiver claim stint with Baltimore in 2001, and spent the majority of the year with Triple-A Edmonton...batted .306 with 19 homers and 58 RBI...led the club with 24 steals...enjoyed one stint with the Twins from 5/10-23 while regular third baseman Corey Koskie was on the disabled list...started five games at third base, and appeared three times at first base before being outrighted back to Edmonton...with Edmonton, had a 16-game hitting streak from 7/1 through the first game of a 7/20 doubleheader (.419, 26-for-62)...also finished the season with a 16-game streak from 8/15-9/2 (.397, 25-for-63)

**2001:** Began the year with Triple-A Edmonton, and enjoyed one stint with the Twins from 6/7-7/20...was claimed off waivers by Baltimore on 9/21...went 7-for-22 (.318) with two RBI in 13 games with the Twins, and 2-for-15 (.133) with a homer and two RBI in six games with the Orioles...with Edmonton, hit .343 (34-for-99) with runners in scoring position...had a 20-game hitting streak from 4/17-5/8, batting .418 (33-for-79) with 12 RBI.

**2000:** Began the year with Toronto's Triple-A Syracuse club, was designated for assignment on 5/19, and claimed off waivers by Minnesota on 5/23...reported to Triple-A Salt Lake, where he hit .317 with 12 homers and 52 RBI in 80 games...batted .356 (42-for-118) with nine homers and 29 RBI in his final 33 games from 8/1-9/15 and was recalled to the Twins on 9/16 for the stretch run.

**1999:** Made his Major League debut with Toronto, appearing in a combined 14 games over two late-season stints...started eight games, all at third base...played in four games during his first stint from 8/13-19...went 0-for-3 in his debut on 8/14 vs. Oakland...was recalled on 9/3 for the remainder of the season...singled off John Burkett for his first hit, 8/29 vs. Texas...hit his first home run on 10/2 at Cleveland off Jim Brower...began the year with Triple-A Syracuse, where he hit .245 with 22 homers and 75 RBI and was named a midseason International League All-Star...was named the Best Defensive third baseman in the IL by *Baseball America*.

**MINOR LEAGUES: 1998:** Was named the third baseman on the Florida State League Postseason All-Star team after batting a league-leading .350 with Single-A Dunedin...also ranked fourth in the league with a .547 slugging percentage and fifth with a .409 on-base percentage...was promoted on 7/21 to Double-A Knoxville, where he hit .372 with 38 RBI in 45 games...finished third in minor league baseball with 183 hits overall...had a 31-game hitting streak from 6/28-8/1, and reached base safely in 60 consecutive games from 6/28-9/2...both were minor league highs for the season...**1997:** Spent the entire year with Single-A Dunedin, and hit .238 with seven homers and 39 RBI in 129 games...**1996:** Made his pro debut with Single-A Hagerstown after being selected by Toronto in the seventh round of the First-Year Player Draft.

**PERSONAL:** William Casey Blake...he and his wife Abbie have five kids: Bailey (6/14/01), Lauren (7/14/03), Dana (9/27/06), George (3/27/09) and Mady (2/16/11)... in February 2009, he donated \$1 million to the Indianola School district...was a 1992 graduate of Indianola (IA) High School, where he played baseball, football, basketball and ran track...was the 2004 recipient of the Gibbons/Olin "Good Guy Award", presented by the Cleveland chapter of the BBWAA for his professional and courteous manner with the media...his brother Ben was selected by the Indians in the 32nd round of the 1992 draft...signed by Toronto scout Mark Snipp...played his college ball at Wichita State University from 1993-96...was inducted into the Pizza Hut Shocker Hall of Fame in 2003...was a *Baseball America* and Collegiate Baseball First-Team Freshman All-American in 1993, when Wichita State lost to LSU in the championship game of the College World Series...was named the third baseman on the All-Tournament Team...was a *Baseball America* Third-Team All-American in 1995...after his senior season in 1996, when he hit 22 homers with 101 RBI, was named a 2nd-Team All-American by *Baseball America* and a Third-Team All-American by Collegiate Baseball...also earned Missouri Valley Conference Player of the Year honors in 1996, when for the third straight year he was named to the All-Missouri Conference First Team...was named the third baseman on Wichita State's 25-Year Anniversary Team...earned CoSIDA Academic All-American honors in 1994 (Second Team) and 1995 (First Team).

**MULTI-HOMER GAMES (10)**

NO.	DATE	OPP	PITCHER(S)
2	7/5/03	at MIN	Balfour/Romero
2	8/29/04	CWS	Garland
2	9/7/05	at DET	Colon/Ginter
2	5/12/06	DET	Rogers/Zumaya
2	5/24/06	at MIN	Radke/Reyes
2	7/31/06	at BOS	Wells
2	9/30/06	TB	Seo/Meadows
2	6/2/08	at TEX	Mathis
2	4/24/10	at WAS	Stammen
2	9/28/10	at COL	Francis/Street

**FIVE-RBI GAMES (6)**

- June 30, 2003 at KC
- July 5, 2003 at MIN (7)
- July 31, 2006 at BOS
- September 25, 2006 vs. CWS
- April 22, 2008 at KC (6)
- June 2, 2008 at TEX (7)

**GRAND SLAMS (5)**

DATE	OPP.	INNING	PITCHER
4/22/08	at KC	4th	Meche
6/30/03	at KC	8th	Wilson
9/25/06	vs. CWS	6th	Logan
4/7/06	vs. MIN	5th	Lohse
8/27/10	at COL	8th	Belisle

**HIT STREAKS OF 10+ GAMES (8)**

- 26, May 20-June 17, 2007
- 15, May 1-18, 2006
- 12, June 17-July 1, 2003
- 11, July 29-August 10, 2005
- 11, June 9-24, 2005
- 11, June 18-29, 2004
- 10, July 29-August 9, 2009
- 10, May 8-18, 2007

BLAKE'S CAREER RECORD

Main career record table with columns for Year, Team, AVG, G, AB, R, H, 2B, 3B, HR, RBI, SAC, SF, HBP, BB, IBB, SO, SB, CS, GIDP, OBP, SLG. Includes major and minor league totals.

CAREER TRANSACTIONS

- List of career transactions including draft selection, minor league options, trade designations, free agency declarations, and contract signings.

DIVISION SERIES RECORD

Division series record table with columns for Year, Team, AVG, G, AB, R, H, 2B, 3B, HR, RBI, BB, SO.

LEAGUE CHAMPIONSHIP SERIES RECORD

League Championship Series record table with columns for Year, Team, AVG, G, AB, R, H, 2B, 3B, HR, RBI, BB, SO.

CAREER FIELDING

Career fielding table for 1B and 3B positions, including columns for Club, PCT, G-GS, PO, A, E, TC, DP.

Fielding table for OF position, including columns for Club, PCT, G-GS, PO, A, E, TC, DP.

BLAKE



# 49 REX BROTHERS RHP

Ht: 6-0      Wt: 210      B/T: L/L      Age: 24  
 Born: Dec. 18, 1987 in Merfreesboro, TN      Residence: Chapel Hill, TN  
 Major League Service: 0.117      Contract: Through 2012  
 Obtained: Selected in supplemental round of 2009 Draft out of Lipscomb

## COLORADO

### HIGHLIGHTS

At age 24, **Brothers** will be making his second appearance at Major League Spring Training in 2012...made his Major League debut 6/6/11 at SD and would finish the season with the big league club as a late-inning reliever...**allowed just 8 hits (.143 avg, 8-for-56) with 6 walks and 24 strikeouts over his last 19 outings (16.1 ip), from 8/9 through the end of the season (0.55 ERA)...his 43 strikeouts post-ASG were the fourth-most in the MLB and he had the ninth-lowest opponent average post-ASG (.190)...is entering just his fourth professional season having made stops at Short Season Tri-City and Low-A Asheville in 2009 and High-A Modesto and Double-A Tulsa in 2010 and Triple-A Colorado Springs and the Rockies in 2011...was named the PCL's 10th-best prospect by *Baseball America* following the 2011 season.**

#### 2011

- Spent the first two months of the season as a member of the Triple-A Colorado Springs bullpen and was brought to the Majors 6/4, where he would spend the remainder of 2011 in the Rockies bullpen.
- Went 1-2 with a 2.88 ERA (40.2 ip, 13 er), 20 walks, 59 strikeouts and a .217 opponent average in 48 games as a rookie.
- Among NL rookie relievers to make at least 45 appearances, Brothers ranked in the top-10 in several categories, including ERA (6th), opponents batting average (5th), strikeouts (5th), strikeouts per 9.0 innings (3rd, 13.06) and holds (2nd, 16)...only teammate Matt Reynolds had more holds (18) among NL rookie relievers.
- Brothers became more productive as the season went on, as his ERA decreased (or stayed the same) in each of the four months he pitched...he owned a 3.86 ERA in June, 3.18 ERA in both July and August and a 1.04 ERA in September.
- Following the All-Star break, Brothers proved to be one of the National League's most productive relievers, as he had the fourth-most strikeouts (43) and ninth-lowest opponents' batting average (.190) after the break.
- The left-hander finished strong, allowing just eight hits (.143 avg, 8-for-56) with 6 walks and 24 strikeouts over his last 19 outings (16.1 ip), from 8/9 through the end of the season...owned a 0.55 ERA (16.1 ip, 1 er) from 8/9 through the end of the season, a period during which he pitched as one of the Rockies set-up men.
- Had 12 consecutive scoreless appearances with 15 strikeouts from 6/20-7/18...in the 10.0 ip allowed just seven hits (.194 average, 7-for-36)...had 9.2 scoreless inning streak with 13 strikeouts 8/9-9/3 (11 appearances).
- Went 3-2 with a 2.89 ERA (28.0 ip, 9 er), 15 walks and 45 strikeouts in 25 outings for the Sky Sox prior his recall.
- Was named the Pacific Coast League's 10th-best prospect by *Baseball America* following the 2011 season.

**2010:** Began the season with High-A Modesto where he was a late-inning reliever...posted a record of 0-2, 2.68 (37.0 ip, 11 er) with three saves in 33 appearances for the Nuts before being promoted to Double-A Tulsa in late June...held opponents to a .165 (20-for-121) average, the lowest mark among all Modesto pitchers...in his final 14 appearances for Double-A Tulsa allowed just 2 earned runs in 14.0 innings pitched (1.29 ERA) allowing just 6 walks while striking out 18...struckout 5 hitters twice, both coming in 2.0 ip outings...first on 5/19 with Modesto...the second came 8/8 with Tulsa...played for Scottsdale of the Arizona Fall League where he went 1-0, 4.09 (11.0 ip, 5 er) in 9 appearances for the Scorpions...was named an AFL Rising Star at the end of the season...named by *Baseball America* as the Rockies seventh-best prospect following the season.

**2009:** Split his first professional season between Tri-City and Asheville...was the Rockies only 2009 draft pick to pitch for a full season league in 2009...went 2-0 with a 3.38 ERA (10.2 ip, 4 er) in 8 games with Tri-City before being moved up...struckout a total of 28 batters in 21.1 innings between the two stops...following the season was rated the eighth-best prospect in the Rockies organization by *Baseball America*.

**COLLEGE:** Went 5-5 with a 3.26 ERA with 132 strikeouts in 94.0 innings pitched in 2009 at Lipscomb...led the club in ERA and held a 12.64 K/9.0 IP ratio in 2009, which ranked fourth in the Nation...his 132 strikeouts were the fifth-most in the Nation...opponents hit just .210 (74-for-352) against him in 2009...was ranked by *Baseball America* as the third-best left-handed pitcher and 17th-best player overall available for the Draft...was named to the Atlantic Sun First-Team All-Conference in 2009...was named the A-Sun Freshman of the Year in 2007.

**PERSONAL:** Rex Coleman Brothers...signed by Rockies scout Scott Corman...is the highest drafted player from Lipscomb since Rockies Triple-A Pitching Coach Bo McLaughlin was taken in the first round of the 1975 Draft.

### BROTHERS' CAREER RECORD

Year	Team	W	L	ERA	G	GS	CG	SHO	GF	SV	IP	H	R	ER	HR	HB	BB	IBB	SO	WP	BK
2009	Tri-City	2	0	3.38	8	0	0	0	2	0	10.2	10	4	4	0	0	5	0	18	0	0
	Asheville	0	0	3.38	9	0	0	0	2	0	10.2	6	4	4	1	2	3	0	10	0	0
2010	Modesto	0	2	2.68	33	0	0	0	12	3	37.0	20	14	11	0	0	19	1	43	8	1
	Tulsa	2	1	3.91	24	0	0	0	8	4	23.0	14	13	10	2	1	18	1	27	2	0
2011	Colo. Springs	3	2	2.89	25	0	0	0	9	0	28.0	29	10	9	2	0	15	1	45	2	0
	<b>COLORADO</b>	<b>1</b>	<b>2</b>	<b>2.88</b>	<b>48</b>	<b>0</b>	<b>0</b>	<b>0</b>	<b>6</b>	<b>1</b>	<b>40.2</b>	<b>33</b>	<b>14</b>	<b>13</b>	<b>4</b>	<b>0</b>	<b>20</b>	<b>2</b>	<b>59</b>	<b>2</b>	<b>0</b>
<b>Major League Totals</b>		<b>1</b>	<b>2</b>	<b>2.88</b>	<b>48</b>	<b>0</b>	<b>0</b>	<b>0</b>	<b>6</b>	<b>1</b>	<b>40.2</b>	<b>33</b>	<b>14</b>	<b>13</b>	<b>4</b>	<b>0</b>	<b>20</b>	<b>2</b>	<b>59</b>	<b>2</b>	<b>0</b>
<b>Minor League Totals</b>		<b>7</b>	<b>5</b>	<b>3.13</b>	<b>99</b>	<b>0</b>	<b>0</b>	<b>0</b>	<b>33</b>	<b>7</b>	<b>109.1</b>	<b>79</b>	<b>55</b>	<b>38</b>	<b>5</b>	<b>3</b>	<b>60</b>	<b>3</b>	<b>143</b>	<b>12</b>	<b>1</b>

## 12 ANDREW BROWN OF



Ht: 6-0 Wt: 185 B/T: R/R Age: 27/28  
 Born: Sept. 10, 1984 in Dallas, TX Residence: Carrollton, TX  
 Major League Service: 0.015 Contract: Through 2012  
 Obtained: Claimed off waivers from St. Louis on October 12, 2011

# COLORADO

## HIGHLIGHTS

Brown made his Major League debut for St. Louis on 6/12/11 at MIL...notched his first career Major League hit and RBI on 6/14/11 at WAS off Yuniesky Maya...has three career 20-plus home run seasons (21 in 2008, 22 in 2010, 20 in 2011) in the Minors...Pacific Coast League Mid-Season All-Star in 2011, his first season at the Triple-A level...three time Texas League Player of the Week, twice in 2010 and once in 2009...originally selected by St. Louis in the 18th round of the 2007 First-Year Player draft out of the University of Nebraska.

### 2011

- Began the season at Triple-A Memphis in the Cardinals organization before having his contract selected to the Major League roster on 6/12/11 and making his Major League debut that day.
- Appeared in 11 games for the 2011 World Champion St. Louis Cardinals, batting .182 (4-for-22) with 1 double, 3 RBI and 1 run scored...played right field in all seven of his games played in the field.
- Had a career-high 2 hits and 2 RBI on 6/19 vs. KC...notched his first career extra-base hit (a double) in his last Major League game on 6/26 vs. TOR.
- Was optioned back to Triple-A on 6/26, where he would spend the remainder of the season.
- Batted .284 (102-for-359) with 12 doubles, 3 triples, 20 home runs and 73 RBI in 107 games for the Red Birds...2011 was his first experience at the Triple-A level.
- Named to the Pacific Coast League Mid-Season All-Star team...hit .324 (70-for-216) with 9 doubles, 3 triples, 14 home runs and 45 RBI prior to the All-Star break...batted .224 (32-for-143) after the All-Star break.

**2010:** Named the Texas League Player of the Week twice, once for 4/8-18 when he batted .289 (13-45) with 4 homers and 14 RBI and again for 8/23-29 when he batted .438 with 4 homers and 6 RBI...went 3-5 on 4/18 with 2 HR (incl. his first career GS and 7 RBI)...topped all Cardinals minor leaguers with a .897 OPS and third in both homers (22) and slugging percentage (.526)...tied for fourth in the TL in homers and ranked third in slugging percentage...tied for best HR/AB ratio (1/16.41) with teammate Steven Hill.

**2009:** Named Texas League Player of the Week for 8/24-30 batting .464 (13-28) with 5 HR and 10 RBI...spent the entire season at Double-A Springfield.

**2008:** In his first full professional season he began the year in Single-A Quad Cities before being moved up twice and finishing the season at Double-A Springfield...played 34 games at Quad Cities, 24 games at High-A Palm Beach and 68 games in Springfield...combined to hit 21 home runs and 32 doubles in 126 games between the three stops.

**2007:** Selected to play in the New York-Penn League All-Star Game and doubled in two at-bats off the bench...spent the entire season at Short-Season Batavia.

**COLLEGE:** Began his collegiate career at Paris Junior College in Paris, TX...earned First-Team NJCAA Region 14 East Honors in 2005, hitting .404 (72-for-178) with 18 homers, 55 RBIs, 20 doubles and 49 runs scored...transferred to the University of Nebraska in 2006 and earned Second-Team All-Big 12 honors as a utility player, hitting .298 with nine homers and 30 RBI in 47 contests...played primarily first base for the Huskers...as a senior in 2007 hit .329 (70-for-213), the second-highest average on the club, and slugged 10 home runs and drove in 44 RBI, both team highs.

**PERSONAL:** Played three seasons on varsity at Newman Smith High School (Carrollton, TX), hitting .398 while belting 11 homers and 15 doubles as a senior...chose the University of Nebraska over Alabama and Northwestern State after spending two seasons with Paris Junior College...originally selected by St. Louis in the 18th round of the 2007 First-Year Player Draft.

### BROWN'S CAREER RECORD

Year	Team	AVG	G	AB	R	H	2B	3B	HR	RBI	SAC	SF	HBP	BB	IBB	SO	SB	CS	GIDP	OBP	SLG
2007	Batavia	.238	66	239	34	57	14	7	7	40	0	3	3	31	1	52	1	2	6	.330	.444
2008	Quad Cities	.274	34	117	18	32	10	0	5	23	0	1	1	17	0	30	0	1	3	.368	.487
	Palm Beach	.330	24	88	14	29	8	0	4	15	0	0	1	11	0	25	0	0	2	.410	.557
	Springfield	.251	68	247	36	62	14	0	12	38	0	1	4	30	1	81	1	0	11	.340	.453
2009	GCL Cardinals	.667	1	3	1	2	0	0	0	0	0	0	0	0	0	0	0	0	0	.667	.667
	Palm Beach	.182	4	11	1	2	1	1	0	2	0	0	1	2	0	4	0	0	1	.357	.455
	Springfield	.285	74	263	40	75	11	2	13	42	0	2	6	31	2	49	1	0	5	.371	.490
2010	Springfield	.291	98	361	65	105	17	1	22	63	0	0	5	41	3	98	1	2	11	.371	.526
2011	ST. LOUIS	.182	11	22	1	4	1	0	0	3	0	0	0	0	0	8	0	0	1	.182	.227
	Memphis	.284	107	359	67	102	12	3	20	73	1	7	5	56	1	105	4	4	6	.382	.501
<b>Major League Totals</b>		<b>.182</b>	<b>11</b>	<b>22</b>	<b>1</b>	<b>4</b>	<b>1</b>	<b>0</b>	<b>0</b>	<b>3</b>	<b>0</b>	<b>0</b>	<b>0</b>	<b>0</b>	<b>0</b>	<b>8</b>	<b>0</b>	<b>0</b>	<b>1</b>	<b>.182</b>	<b>.227</b>
<b>Minor League Totals</b>		<b>.276</b>	<b>476</b>	<b>1688</b>	<b>276</b>	<b>466</b>	<b>87</b>	<b>14</b>	<b>83</b>	<b>296</b>	<b>1</b>	<b>14</b>	<b>26</b>	<b>219</b>	<b>8</b>	<b>444</b>	<b>8</b>	<b>9</b>	<b>45</b>	<b>.365</b>	<b>.492</b>



# 74 EDWAR CABRERA LHP

Ht: 6-0      Wt: 175      B/T: L/L      Age: 24  
 Born: October 10, 1987 in Bani, DR      Residence: Bani, DR  
 Major League Service: 0.000      Contract: Through 2012  
 Obtained: Signed as a non-drafted free agent on March 5, 2008

## COLORADO

### HIGHLIGHTS

**Will be making his first appearance at Major League Spring Training in his fifth professional season...finished the 2011 season with the most strikeouts in all of the Minor Leagues with 217 punch-outs...the 217 strikeouts were also the most in Rockies organizational history...was named a Second-Team All-Minors Starting Pitcher by *Baseball America* following the 2011 season...struckout at least six in each of his 26 starts in 2011...was rated the 17th-best prospect in the Rockies organization by *Baseball America* prior to the 2012 season...has made stops at five different levels of the Rockies system in the last three seasons.**

#### 2011

- Split time evenly between Low-A Asheville and High-A Modesto in his fourth professional season, making 13 starts with each club...started with Asheville before being transferred to Modesto in the middle of June.
- Was named a South Atlantic League Mid-Season All-Star while with Asheville after going 4-2 with a 3.14 ERA (86.0 ip, 30 er) in his 13 starts with the Tourists.
- On 8/20, the left-hander struckout 10 in his 24th start of the season, reaching the 200 strikeout mark on the season...since 2005, he is only the third Minor League pitcher to record 200-plus strikeouts in a season, joining Matt Moore (2010 and 2011) and Francisco Liriano (2005).
- Between the two stops, Cabrera finished with a record of 8-3 with a 3.34 ERA (167.0 ip, 62 er) with 217 strikeouts, 41 walks and held opponents to a .244 batting average...struckout at least six batters in every start on the season.
- Cabrera led the Minor Leagues with his 217 strikeouts this season...additionally, the 217 punch-outs are the most in Rockies organizational history, ahead of Josh Kalinowski's 215 in 1998 and Scott Shoemaker's 214 in 1997.
- Finished the season tied for 14th in the Minor Leagues in innings pitched.
- Following the season, Cabrera and teammate Chad Bettis were named Second-Team All-Minors by *Baseball America*.

#### ROCKIES ORGANIZATION STRIKESOUTS, SINGLE-SEASON

K's	PLAYER	YEAR
217	Edwar Cabrera	2011
215	Josh Kalinowski	1998
214	Scott Shoemaker	1997
196	Jeff Francis	2004

**2010:** Spent his entire season at Short Season Tri-City where he made 14 starts for the Dust Devils, the most on the club...had the most losses on the club but also recorded the most wins and strikeouts...recorded at least 5 strikeouts in all but one start...his 3.07 ERA was the fourth-lowest in the Rockies system...rated as the 30th-best prospect in the Rockies system prior to the 2011 season by *Baseball America*.

**2009:** Began his second professional season with the DSL Rockies before being transferred to Rookie Level Casper for the remainder of the season...allowed just 5 runs, 4 earned in 31.0 innings with the Rockies before being promoted to Casper...made 9 appearances/one start for Casper...struck out 28 batters in his 21.1 innings, while posting a 3.38 ERA (8 er, 21.1 ip).

**2008:** In his first professional season he split his time between the DSL Rockies and Casper...allowed just 5 runs in 8 starts (48.2 ip) with the Rockies before being promoted to Casper...had a 7.80 ERA (30.0 ip, 26 er) in 9 appearances/5 starts for the Ghosts.

**PERSONAL:** Signed on March 5, 2008 by Rockies scouts Rolando Fernandez, Jhonathan Leyba and Martin Cabrera.

### CABRERA'S CAREER RECORD

Year	Team	W	L	ERA	G	GS	CG	SHO	GF	SV	IP	H	R	ER	HR	HB	BB	IBB	SO	WP	BK
2008	Rockies (DSL)	5	1	0.92	8	8	0	0	0	0	48.2	26	8	5	1	4	18	0	75	3	1
	Casper	0	4	7.80	9	5	0	0	0	0	30.0	38	29	26	7	3	15	0	38	7	3
2009	Rockies (DSL)	1	0	1.16	7	3	0	0	0	0	31.0	16	5	4	0	3	10	0	50	5	0
	Casper	0	0	3.38	9	1	0	0	1	0	21.1	19	10	8	2	2	12	0	28	1	0
2010	Tri-City	1	8	3.07	14	14	0	0	0	0	73.1	71	34	25	2	7	24	0	87	9	2
2011	Asheville	4	2	3.14	13	13	0	0	0	0	86.0	77	33	30	10	6	18	0	110	4	0
	Modesto	4	1	3.56	13	13	0	0	0	0	81.0	78	33	32	8	1	23	0	107	8	0
<b>Minor League Totals</b>		<b>15</b>	<b>16</b>	<b>3.15</b>	<b>73</b>	<b>57</b>	<b>0</b>	<b>0</b>	<b>1</b>	<b>0</b>	<b>371.1</b>	<b>325</b>	<b>152</b>	<b>130</b>	<b>30</b>	<b>26</b>	<b>120</b>	<b>0</b>	<b>495</b>	<b>37</b>	<b>6</b>



**38 WILKIN CASTILLO C**

**Ht:** 6-0      **Wt:** 200      **B/T:** S/R      **Age:** 27/28  
**Born:** June 1, 1984 in Bani, DR      **Residence:** Bani, DR  
**Major League Service:** 0.146      **Contract:** Through 2012  
**Obtained:** Signed as a Minor League free agent on January 6, 2012

# COLORADO

## HIGHLIGHTS

Veteran of 10 professional seasons joins Colorado for 2012 after spending 2011 in Triple-A in the Braves organization...has played in 22 Major League games in 2008-09 with Cincinnati...**made his Major League debut on 9/2/08 vs. PIT and notched first MLB hit (single) on 9/3/08 vs. PIT off T.J. Beam**...was acquired by Cincinnati as the player to be named later in the August, 2008 trade of Adam Dunn from Cincinnati to Arizona...**has played the majority of his Minor League career as a catcher (407 games), but has also seen playing time at every position other than pitcher (64 games at first base, 45 at second, 118 at third, 16 at shortstop, 45 in left field, one in center field and 5 in right field).**

### 2011

- Spent the season at Triple-A Gwinnett in the Braves system, his first with Atlanta...batted .262 (73-for-279) with 12 doubles, 1 triple, 5 home runs and 37 RBI in 80 games...switch-hitter batted .233 vs. lefties and .288 vs. right-handers.
- Played the majority of his games at catcher (58), though he also saw time in the field at first base (2), second base (1), third base (9) and in left field (7).
- 2011 was his fourth-straight season to play at the Triple-A level.

**2010:** Played entire season with Triple-A Louisville (92 games) hitting .256 (81-for-317) with nine home runs and 35 RBI...his nine home runs set a new career high...has consistently been rated one of the top defensive catchers in the minor leagues but has played every defensive position except pitcher and first base in his career.

**2009:** Appeared in just 37 games at Triple-A Louisville and four games during three stints with Cincinnati because of injury...suffered an injury to his left shoulder while sliding headfirst into second base on 6/20 vs. CWS...had arthroscopic surgery on 6/22 to repair the torn labrum in that shoulder (Dr. Timothy Kremchek)...made three appearances as a pinch hitter and another as a pinch runner for the Reds...was recalled for the third time on 6/20, suffered the injury that night and spent the rest of the season on the disabled list...was transferred to the 60-day disabled list on 7/3...was on the Dominican Republic's 45-player provisional roster for the 2009 World Baseball Classic but did not participate in the tournament.

**2008:** In his Major League debut made 18 appearances for Cincinnati as a September callup...was acquired on 8/14 as a PTBNL in the 8/11 trade that sent OF Adam Dunn to ARI...in 115 combined games between Triple-A Tucson and Louisville hit .248...made his Major League debut as a pinch hitter on 9/2 vs. PIT (flyout to left off Ian Snell)...recorded his first career hit, a pinch-hit single off T.J. Beam on 9/3 vs. PIT.

**2007:** Was a Southern League All-Star with Double-A Mobile...among SL leaders ranked fourth in doubles (31) and ninth in hitting (.302)...was rated the best defensive catcher in the Diamondbacks organization but also made 19 appearances at second base, 10 appearances at shortstop and five appearances at third...led the club by hitting .347 with RISP.

**2006:** In 89 games at Single-A Lancaster, Double-A Tennessee and Triple-A Tucson combined to hit .273...threw out 23-of-56 baserunners attempting to steal (41%)...hit .395 for Lancaster in July to lead the California League.

**2005:** Ranked 10th in the Midwest League in hitting (.302) while with Single-A South Bend...threw out 24-of-55 baserunners attempting to steal (44%)...produced a 13-game hitting streak (.370) from 8/14-28.

**2004:** Ranked third in the rookie Pioneer League in triples (5) while with Missoula.

**2003:** Made his professional debut with the DSL's Boca Chica (Dbacks) and led the club in hits (59) and triples (4).

**PERSONAL:** Resides in Santo Domingo, DR...signed by Diamondbacks scout Junior Noboa.

## CASTILLO'S CAREER RECORD

Year	Team	AVG	G	AB	R	H	2B	3B	HR	RBI	SAC	SF	HBP	BB	IBB	SO	SB	CS	GDP	OBP	SLG
2003	Dbacks (DSL)	.301	59	196	32	59	9	4	1	29	6	2	1	17	5	28	6	2	4	.356	.403
2004	Missoula	.272	63	243	32	66	13	5	4	32	4	5	7	8	1	40	5	2	1	.308	.416
2005	Tucson	.150	6	20	2	3	1	0	0	2	1	0	0	3	0	3	0	0	0	.261	.200
2005	South Bend	.302	113	411	65	124	21	3	6	53	16	4	4	26	0	38	9	9	11	.346	.411
2006	Tucson	.238	6	21	3	5	1	0	1	4	0	0	1	0	0	8	1	0	0	.273	.429
	Lancaster	.285	56	200	25	57	10	1	3	19	2	2	1	13	0	24	9	2	6	.329	.390
	Tennessee	.250	27	76	7	19	3	0	0	5	2	2	2	6	1	10	1	0	1	.314	.289
2007	Mobile	.302	109	410	50	124	31	3	6	46	16	3	3	17	1	62	18	14	5	.333	.437
2008	Tucson	.254	104	386	40	98	18	2	6	47	6	3	6	24	2	54	4	1	10	.305	.358
	Louisville	.190	11	42	2	8	0	0	0	0	0	0	0	1	0	5	1	2	0	.209	.190
	<b>CINCINNATI</b>	<b>.281</b>	<b>18</b>	<b>32</b>	<b>6</b>	<b>9</b>	<b>1</b>	<b>0</b>	<b>0</b>	<b>1</b>	<b>1</b>	<b>0</b>	<b>0</b>	<b>1</b>	<b>0</b>	<b>5</b>	<b>0</b>	<b>0</b>	<b>0</b>	<b>.303</b>	<b>.313</b>
2009	Louisville	.221	37	122	12	27	5	1	2	7	3	0	1	1	0	20	3	1	3	.234	.328
	<b>CINCINNATI</b>	<b>.667</b>	<b>4</b>	<b>3</b>	<b>0</b>	<b>2</b>	<b>0</b>	<b>0</b>	<b>1</b>	<b>0</b>	<b>0</b>	<b>0</b>	<b>0</b>	<b>0</b>	<b>0</b>	<b>0</b>	<b>0</b>	<b>0</b>	<b>0</b>	<b>.667</b>	<b>.667</b>
2010	Louisville	.256	92	317	45	81	16	3	9	35	6	0	2	12	0	50	11	3	6	.287	.410
2011	Gwinnett	.262	80	279	19	73	12	1	5	37	3	0	1	8	0	47	5	3	9	.285	.366
<b>Major League Totals</b>		<b>.314</b>	<b>22</b>	<b>35</b>	<b>6</b>	<b>11</b>	<b>1</b>	<b>0</b>	<b>0</b>	<b>2</b>	<b>1</b>	<b>0</b>	<b>0</b>	<b>1</b>	<b>0</b>	<b>5</b>	<b>0</b>	<b>0</b>	<b>0</b>	<b>.333</b>	<b>.343</b>
<b>Minor League Totals</b>		<b>.273</b>	<b>763</b>	<b>2723</b>	<b>334</b>	<b>744</b>	<b>140</b>	<b>23</b>	<b>43</b>	<b>316</b>	<b>65</b>	<b>21</b>	<b>29</b>	<b>136</b>	<b>10</b>	<b>389</b>	<b>73</b>	<b>39</b>	<b>56</b>	<b>.312</b>	<b>.389</b>



# 45 JHOULYS CHACIN RHP

Ht: 6-3      Wt: 225      B/T: R/R      Age: 24  
 Born: Jan. 7, 1988 in Maracaibo, VZ      Residence: Maracaibo, VZ  
 Major League Service: 2.012      Contract: Through 2012  
 Obtained: Signed as non-drafted free agent on September 27, 2004

## COLORADO

### HIGHLIGHTS

Jhoulys Chacin (JO-lease cha-SEEN) **led all Rockies in wins (11), starts (31), innings (194.0) and strikeouts (150) in 2011**, his second full season...**set Rockies rookie records with 138 strikeouts and set the Rockies rookie starter record with a 3.28 ERA in 2010...also led all rookies in 2010 with 9.0 strikeouts per 9.0 innings pitched**...pitched at three levels in the organization in 2009, including making his MLB debut on 7/27 vs. SF...was the youngest Rockie to play in the big leagues in 2009, at age 21...member of the Texas League Mid-Season and Postseason All-Star teams in 2009...selected to the Futures Game and tossed a scoreless inning of relief...**rated by Baseball America as the Rockies No. 4 prospect entering 2010, and as the top right-handed pitching prospect in the Colorado system**...also rated by the same publication as having the best changeup in the Rockies system in 2009 and 2010...led all of the Minor Leagues in wins with 18 in 2008...named by *Baseball America* as a Minor League All-Star and a Class-A All-Star in 2008.

### CAREER

- Owns the Rockies record for most strikeouts in a rookie season with 138 in 2010...also owns the lowest ERA by a Rockies starter in his rookie season by recording a 3.28 ERA in 2010...he led all rookie pitchers with at least 90.0 innings in strikeouts per 9.0 innings in 2010 with 9.0 K/9.0 innings pitched.
- Chacin has held hitters to a .228 (273-for-1195) average in his 53 career starts...he has a strikeout per 9.0 inning rate of 7.6 while collecting a 1.83 strikeout to walk ratio (274 K, 150 BB) since his first career start 8/11/09 vs. PIT.
- In his 38 starts at Coors Field, Chacin has the lowest opponent batting average (.230) in Rockies history (min. 8 games).
- Has tossed at least 6.0 innings in 34 of his 53 career starts for the Rockies...Chacin has tossed at least 6.0 innings and allowed no runs in seven of his 53 career starts, including six of those seven outings being at least 7.0 innings.
- With a .229 opponent average since the start of 2010, Chacin ranks 10th among current NL starters in average against.
- His 3.62 ERA in what was his first full Major League season of 2011 represents the 3rd-lowest ERA in a single full season for a Rockies starter in franchise history.
- Chacin's 3.52 career ERA is the lowest in franchise history for a pitcher with at least 50 career starts for the Rockies (next - Ubaldo Jimenez's 3.66)...additionally, his .228 career opponent average is the lowest mark as well (next - Ubaldo Jimenez's .231)...his 1.95 ground ball to fly ball ratio is second on that list behind only Aaron Cook's 2.63.
- At 23 years, 3 months, 8 days old, Chacin became the second youngest Rockies pitcher to toss a complete game shutout on 4/15/11 vs. CHC...only Mark Brownson, who tossed a complete game shutout on 7/21/98 at HOU in what was his Major League debut at 23 years, 1 month, 4 days old was younger.

### 2011

- Was the only Rockies starter to stay in the clubs rotation throughout the entire 2011 season...led Colorado with his 31 starts, 18 quality starts, 11 wins, 14 losses, 150 strikeouts and 194.0 innings pitched...additionally, his 3.62 ERA and .231 opponent batting average were both second-lowest among Rockies starters (De La Rosa - 3.51, .222).
- His wins, losses, starts, complete games, innings and strikeouts were all career-highs for the third-year pitcher...additionally, his 6.96 strikeouts per 9.0 innings pitched were the 10th-best mark for a single-season in Rockies history.
- Tossed two complete games this season, the first coming 4/15 vs. CHC where he earned the win in the shutout, allowing just six hits and striking out seven...his second came in a loss 8/11 at CIN when he allowed just two runs on six hits and a season-high nine strikeouts but the Rockies would give him just one run of support...despite the quality outings Chacin is 1-1 in his two career complete games, being supported with just six runs between the two outings.
- His 3.62 ERA in what was his first full Major League season of 2011 represents the 3rd-lowest ERA in a single full season for a Rockies starter in franchise history.

### 2011

### HIGHS AND LOWS

### CAREER

9, 3x, last: August 11 at CIN	<b>Strikeouts</b>	12, June 27, 2010 at LAA
11, August 22 vs. HOU	<b>Hits</b>	11, August 22, 2011 vs. HOU
7, September 15 vs. SF	<b>Runs</b>	7, 2x, last: September 15, 2011 vs. SF
6, June 27 at CHC	<b>Earned Runs</b>	6, 2x, last: June 27, 2011 at CHC
3, June 27 at CHC	<b>Home Runs</b>	3, June 27, 2011 at CHC
7, July 21 vs. ATL	<b>Walks</b>	7, July 21, 2011 vs. ATL
2, last: August 11 at CIN	<b>Complete Games</b>	2, last: August 11, 2011 at CIN
9.0, April 15 vs. CHC	<b>Innings (Starter)</b>	9.0, April 15, 2011 vs. CHC
None	<b>Innings (Reliever)</b>	3.0, July 6, 2010 vs. STL
12.0, June 10-15	<b>Scoreless Inning Streak</b>	15.1, April 27-May 8, 2010
3, 2x, last: June 4-15	<b>Win Streak</b>	4, August 22-September 18, 2010
4, 2x, last: September 9-26	<b>Losing Streak</b>	4, 3x, last: September 9-26, 2011

**CHACIN CONTINUED**

- Had quality starts in 18 of his 31 starts this season, including holding opponents scoreless in three starts.
- Was one of six National League starters to own a ground ball/fly ball ratio of 2.00-plus...his 2.12 GB/FB ratio, ranked sixth in the NL and ninth in the Majors.
- Tossed a 7.0 inning shutout in his first start of the season and followed it up with his first career complete game shutout in his third start of the season, 4/15 vs. CHC.
- Chacin's .231 opponents batting average against (168-for-727) was the seventh-lowest opponents batting average against this season in the NL...he held hitters to a .315 on-base and .392 slugging percentage.
- Chacin finished the 2011 season tallying his 53rd career start and 68th career appearance...with his start 9/9 vs. CIN he became one of 20 pitchers in franchise history to have made at least 50 starts.

**2010:** Among National League rookies, Chacin finished second with 138 strikeouts, third with an opponent batting average of .237, tied third with nine wins and fourth with 21 starts, an ERA of 3.28 and 137.1 innings pitched...set the Rockies rookie record for most strikeouts in a rookie season with 138 and having the lowest ERA (3.28) by a Rockies starter in his rookie season...from 8/17 through the end of the season, he went 4-2 with a 1.44 ERA (50. 0 ip, 8 er)...opponents hit just .217 (39-for-180) over those eight starts including just eight extra-base hits and 18 walks compared to 45 strikeouts...over his 21 starts, the Rockies averaged 4.62 runs of support...in his 10 losses as a starter the Rockies gave him just 17 runs of support while in his nine wins they supported him with 42 runs...among rookies with at least 10 starts in 2010, his 4.62 run support average ranked 15th in the Majors...became the seventh Rockies rookie pitcher to toss at least 7.0 shutout innings in a start in franchise history, doing it in back-to-back starts 5/2 and 5/8...also tallied 7.2 shutout innings 8/22 at ARI...he tossed his fourth 7.0-plus inning shutout outing 9/18 at LAD, tying a team record for 7.0-plus inning shutout outings in a rookie season...the feat has been accomplished 14 times, as Jason Jennings (four times) and John Thomson (twice) both did it multiple times as rookies...he is the first Rockies rookie to toss 7.0 shutout innings in a start since Denny Stark also did so 9/24/02 at LAD...became the third Rockies rookie to allow just one hit in his 7.0 inning shutout performance, as both Jennings (8/1/02 at PIT) and Stark (9/24/02 at LAD) surrendered just one hit while tossing 7.0 innings...his nine strikeouts in his 7.1 inning shutout 5/8 at LAD were the most strikeouts in a 7.0-plus innings shutout in Rockies history.

**2009:** Began the season with Double-A Tulsa in the Texas League as the club's ace...called up to Colorado for his MLB debut in late July...later made four starts for Triple-A Colorado Springs in August before returning to the big leagues for the stretch run in September...allowed just 4 runs in his first three starts for Tulsa to open the season...then allowed 9 runs, 7 earned in 4.2 innings during a start on 4/26 at Springfield...following that start, went 7-3, 2.71 (83.0 ip, 25 er) in his final 14 starts for the Drillers before being summoned to the Majors on 7/24; made MLB debut the next night on 7/25 vs. SF, tossing a scoreless inning with a walk and 2 strikeouts in the Rockies 8-2 victory...went on to make two more scoreless appearances, on 7/28 at NYM and 8/4 at PHI...allowed his first run 8/8 vs. CHC, surrendering a solo home run to Kosuke Fukudome in the 7th inning, although he would strikeout 4 batters in his 2.0 frames in the contest...made first MLB start 8/11 vs. PIT and took first loss after allowing 4 runs on one hit and 6 walks in 2.2 innings...following that start he was optioned to Colorado Springs...made his Triple-A debut 8/18 at Oklahoma City, pitching the first 5.1 frames of a combined no-hitter for the Sky Sox...made three more starts for the Sky Sox, including 4.0 scoreless frames in his final outing on 9/3 vs. Portland...returned to the Majors on 9/8 and made 3 appearances for the Rox in the final month of the season...Major Leaguers hit just .167 (6-for-36) against him and he had a 10.9 so/9.0 ip ratio in the Majors, though he walked 11 batters in 11.0 innings as well...following the Minor League season, was named to the Texas League Postseason All-Star team...was also named the Rockies fourth-best prospect by *Baseball America* following the season.

**MINOR LEAGUES 2008:** In his first full professional season, was named the *MLB.com* Minor League Starting Pitcher of the Year...was also named by *Baseball America* as a Minor League All-Star and a Class A All-Star...was named a South Atlantic League Mid-Season and Postseason All-Star...was also nominated for the Minor League Pitcher of the Year award by *MLB.com*...began the season at Low-A Asheville and did not allow a run in his first two starts of the season en route to going 4-1 with a 1.85 ERA (39.0 ip, 8 er) in April and being named the Rockies Organizational Pitcher of the Month for April...would go on to post a 10-1 record and a 1.86 ERA (111.1 ip, 23 er) with 98 strikeouts in 16 starts for Asheville before being transferred to High-A Modesto 6/29...with Modesto he went 8-2 with a 2.31 ERA (66.1 ip, 17 er) with 62 strikeouts over 12 starts...his 18 combined wins led all of Minor League baseball, while his 177.2 innings pitched were third in the minors...he also tied Cory RJordan for the organizational lead in strikeouts (160), which ranked as sixth-best in the minors...was named by *MLB.com* as the Rockies Organizational Pitcher of the Year...**2007:** Finished season leading Casper in wins (6), strikeouts (77), ERA among starters (3.13), innings pitched (92.0) and games started (16)...he also led the Pioneer League with his 92.0 innings pitched and finished tied for the league lead with his 77 strikeouts...was the only Casper player to be named to the Pioneer League Postseason All-Star team...**2006:** Tossed quality outings in 7 starts...allowed one earned run or less in 10 of 12 games and struck out at least 5 hitters in 8 contests...**2005:** Spent first professional season in the Dominican Summer League...went 3-1, 4.32 (50.0 ip, 24 er) with 48 strikeouts against 16 walks in 16 games/4 starts.

**PERSONAL:** Signed on September 27, 2004 by Rockies scouts Rolando Fernandez and Orlando Media.

**CHACIN'S CAREER RECORD**

Year	Team	W	L	ERA	G	GS	CG	SHO	GF	SV	IP	H	R	ER	HR	HB	BB	IBB	SO	WP	BK
2005	DSL Rockies	3	1	4.32	16	4	0	0	1	0	50.0	43	32	24	5	4	16	1	48	10	0
2006	DSL Rockies	4	1	1.49	12	11	1	1	0	0	72.2	60	20	12	4	6	18	0	67	4	0
2007	Casper	6	5	3.13	16	16	0	0	0	0	92.0	85	45	32	5	2	26	0	77	6	0
2008	Asheville	10	1	1.86	16	16	2	0	0	0	111.1	82	30	23	3	12	30	0	98	8	0
	Modesto	8	2	2.31	12	12	0	0	0	0	66.1	61	20	17	3	4	12	0	62	4	0
2009	Tulsa	8	6	3.14	18	18	1	0	0	0	103.1	87	45	36	10	7	35	0	86	5	0
	Colo. Springs	1	2	3.77	4	4	0	0	0	0	14.1	11	7	6	2	0	13	0	11	0	1
	<b>COLORADO</b>	<b>0</b>	<b>1</b>	<b>4.91</b>	<b>9</b>	<b>1</b>	<b>0</b>	<b>0</b>	<b>3</b>	<b>0</b>	<b>11.0</b>	<b>6</b>	<b>6</b>	<b>6</b>	<b>1</b>	<b>0</b>	<b>11</b>	<b>0</b>	<b>13</b>	<b>2</b>	<b>0</b>
2010	Colo. Springs	3	2	1.51	7	7	0	0	0	0	35.2	27	10	6	1	2	17	1	34	0	1
	<b>COLORADO</b>	<b>9</b>	<b>11</b>	<b>3.28</b>	<b>28</b>	<b>21</b>	<b>0</b>	<b>0</b>	<b>2</b>	<b>0</b>	<b>137.1</b>	<b>114</b>	<b>64</b>	<b>50</b>	<b>10</b>	<b>9</b>	<b>61</b>	<b>5</b>	<b>138</b>	<b>4</b>	<b>0</b>
2011	<b>COLORADO</b>	<b>11</b>	<b>14</b>	<b>3.62</b>	<b>31</b>	<b>31</b>	<b>2</b>	<b>1</b>	<b>0</b>	<b>0</b>	<b>194.0</b>	<b>168</b>	<b>87</b>	<b>78</b>	<b>20</b>	<b>4</b>	<b>87</b>	<b>1</b>	<b>150</b>	<b>7</b>	<b>0</b>
	<b>Major League Totals</b>	<b>20</b>	<b>26</b>	<b>3.52</b>	<b>68</b>	<b>53</b>	<b>2</b>	<b>1</b>	<b>5</b>	<b>0</b>	<b>342.1</b>	<b>288</b>	<b>157</b>	<b>134</b>	<b>31</b>	<b>13</b>	<b>159</b>	<b>6</b>	<b>301</b>	<b>13</b>	<b>0</b>
	<b>Minor League Totals</b>	<b>43</b>	<b>20</b>	<b>2.57</b>	<b>101</b>	<b>88</b>	<b>4</b>	<b>1</b>	<b>1</b>	<b>0</b>	<b>545.2</b>	<b>456</b>	<b>209</b>	<b>156</b>	<b>33</b>	<b>37</b>	<b>167</b>	<b>2</b>	<b>483</b>	<b>37</b>	<b>2</b>

**CAREER TRANSACTIONS**

- 2009: Purchased from Tulsa, 7/24...optioned to Colorado Springs, 8/12...recalled from Colorado Springs, 9/8.
- 2010: Optioned to Colorado Springs, 3/23...recalled from Colorado Springs, 4/27...optioned to Colorado Springs, 7/24...recalled from Colorado Springs, 8/17 for remainder of the season.

**CAREER BATTING**

Year	Team	AVG	G	AB	R	H	TB	2B	3B	HR	RBI	SH	SF	HB	BB	IBB	SO	SB	CS	GDP	SLG	OBP
2010	COLORADO	.075	28	40	0	3	3	0	0	0	1	4	0	0	1	0	9	0	0	0	.075	.098
2011	COLORADO	.164	32	61	3	10	11	1	0	0	4	5	0	1	1	0	12	0	0	0	.180	.190
<b>Totals</b>		<b>.129</b>	<b>67</b>	<b>101</b>	<b>3</b>	<b>13</b>	<b>14</b>	<b>1</b>	<b>0</b>	<b>0</b>	<b>5</b>	<b>9</b>	<b>0</b>	<b>1</b>	<b>2</b>	<b>0</b>	<b>21</b>	<b>0</b>	<b>0</b>	<b>0</b>	<b>.139</b>	<b>.154</b>

**CAREER FIELDING**

PITCHER	PCT	G-GS	PO	A	E	TC	DP
<b>Career Totals</b>	<b>.946</b>	<b>68-53</b>	<b>34</b>	<b>53</b>	<b>5</b>	<b>92</b>	<b>3</b>

CHACIN

**RAISED AS ROCKIES**

Player	Draft	MLB Debut	Player	Draft	MLB Debut
Mark Thompson	.1992	.7/26/94	Ryan Shealy	.2002	.6/14/05
Jason Bates	.1992	.4/26/95	Ryan Spilborghs	.2002	.7/16/05
Roger Bailey	.1992	.4/27/95	Mike Esposito	.2002	.9/21/05
Juan Acevedo	.1992	.4/30/95	Alvin Colina	.1998 FA	.9/18/06
Bryan Rekar	.1993	.7/19/95	Manuel Corpas	.1999 FA	.7/18/06
Craig Counsell	.1992	.9/17/95	Justin Hampson	.1999	.9/10/06
Quinton McCracken	.1992	.9/17/95	Chris Iannetta	.2004	.8/27/06
Garvin Alston	.1992	.6/6/96	<b>Troy Tulowitzki</b>	<b>.2005</b>	<b>.8/30/06</b>
Jamey Wright	.1993	.7/3/96	<b>Jeff Salazar</b>	<b>.2002</b>	<b>.9/7/06</b>
Angel Echevarria	.1992	.7/15/96	Juan Morillo	.2001 FA	.9/24/06
John Burke	.1992	.8/13/96	Ubaldo Jimenez	.2001 FA	.9/26/06
Neifi Perez	.1992 FA	.8/31/96	Alberto Arias	.2000 FA	.5/1/07
Terry Jones	.1993	.9/8/96	Darren Clarke	.2000	.5/18/07
John Thomson	.1993	.5/11/97	Sean Barker	.2002	.6/6/07
<b>Todd Helton</b>	<b>.1995</b>	<b>.8/2/97</b>	Ian Stewart	.2003	.8/11/07
Mike Saipke	.1994	.6/25/98	Franklin Morales	.2002 FA	.8/18/07
Mark Brownson	.1993	.7/21/98	Joe Koshansky	.2004	.9/1/07
Mark Strittmatter	.1992	.9/3/98	Josh Newman	.2004	.9/12/07
Derrick Gibson	.1993	.9/8/98	Seth Smith	.2004	.9/16/07
Edgard Clemente	.1993	.9/10/98	Jayson Nix	.2001	.4/1/08
Lariel Gonzalez	.1993 FA	.9/22/98	<b>Jonathan Herrera</b>	<b>.2002 FA</b>	<b>.4/30/08</b>
David Lee	.1995	.5/22/99	Greg Reynolds	.2006	.5/11/08
Luther Hackman	.1994	.9/1/99	Doug Bernier	.2002	.6/17/08
Ben Petrick	.1995	.9/1/99	Steven Register	.2004	.8/4/08
Craig House	.1999	.8/6/00	<b>Dexter Fowler</b>	<b>.2004</b>	<b>.9/2/08</b>
Juan Pierre	.1998	.8/7/00	Matt Daley	.2004 FA	.4/25/09
Elvis Peña	.1993 FA	.9/2/00	<b>Jhoulys Chacin</b>	<b>.2004 FA</b>	<b>.7/25/09</b>
Juan Uribe	.1997 FA	.4/8/01	<b>Eric Young, Jr.</b>	<b>.2003</b>	<b>.8/25/09</b>
Shawn Chacon	.1996	.4/29/01	<b>Esmil Rogers</b>	<b>.2003 FA</b>	<b>.9/12/09</b>
Jason Jennings	.1999	.8/23/01	<b>Chris Nelson</b>	<b>.2004</b>	<b>.6/19/10</b>
Aaron Cook	.1997	.8/10/02	<b>Matt Reynolds</b>	<b>.2007</b>	<b>.8/19/10</b>
Cory Vance	.2000	.9/21/02	Samuel Deduno	.2003 FA	.8/27/10
Jason Young	.2000	.5/12/03	Michael McKenry	.2006	.9/8/10
Rene Reyes	.2000 FA	.7/22/03	<b>Edgmer Escalona</b>	<b>.2004 FA</b>	<b>.9/10/10</b>
Chin-hui Tsao	.1999 FA	.7/25/03	<b>Alan Johnson</b>	<b>.2005 FA</b>	<b>.4/17/11</b>
Garrett Atkins	.2000	.8/3/03	<b>Juan Nicasio</b>	<b>.2006 FA</b>	<b>.5/28/11</b>
Clint Barmes	.2000	.9/5/03	<b>Rex Brothers</b>	<b>.2009</b>	<b>.6/6/11</b>
Matt Holliday	.1998	.4/16/04	<b>Charlie Blackmon</b>	<b>.2008</b>	<b>.6/7/11</b>
Brad Hawpe	.2000	.5/1/04	Cole Garner	.2003	.7/4/11
Scott Dohmann	.2000	.5/15/04	<b>Jordan Pacheco</b>	<b>.2007</b>	<b>.9/6/11</b>
Choo Freeman	.1998	.6/4/04	<b>Wiliin Rosario</b>	<b>.2006 FA</b>	<b>.9/6/11</b>
Jeff Francis	.2002	.8/25/04	<b>Tommy Field</b>	<b>.2008</b>	<b>.9/11/11</b>
Jeff Baker	.2002	.4/4/05	<b>Hector Gomez</b>	<b>.2004 FA</b>	<b>.9/16/11</b>
Cory Sullivan	.2001	.4/4/05			
Ryan Speier	.2001 FA	.4/4/05			

Purple Bold indicates player is a member of organization



# 32 TYLER CHATWOOD RHP

**Ht:** 6-0      **Wt:** 185      **B/T:** R/R      **Age:** 22  
**Born:** Dec. 16, 1989 in Fontana, CA      **Residence:** Yucaipa, CA  
**Major League Service:** 0.147      **Contract:** Through 2012  
**Obtained:** Trade from Angels for C Chris Iannetta on November 30, 2011

## COLORADO

### HIGHLIGHTS

Joins the Rockies for his fourth professional season and will make an appearance at Major League Spring Training for the second time in his career...**made Major League debut 4/11/11 vs. CLE** as a member of the Angels, recording a 4-0 loss despite holding Indians batters hitless in his final 3.2 innings of the game...**earned first Major League victory in Angels' 7- 2 win, 4/16/11 at CWS**...at 21 years, 121 days, **became seventh youngest Angel starter to earn his first Major League victory**...ranked as the Angels' second-best prospect prior to 2011 by *Baseball America*...**named the Angels' 2010 Minor League Pitcher of the Year in 2010.**

#### 2011

- Finished rookie season 6-11 with a 4.75 ERA (142.0 ip, 75 er) in 27 appearances/25 starts with Angels.
- Began season at Triple-A Salt Lake before having contract selected, 4/10...optioned to Salt Lake, 8/18 and posted a 1-2 record with a 5.06 ERA (16.0 ip, 9 er) in four starts...recalled 9/2 and finished the season in the Majors.
- Made Major League debut, 4/11 vs. CLE, recording a 4-0 loss despite holding Indians batters hitless in his final 3.2 innings of the game...earned first Major League victory in Angels' 7- 2 win, 4/16 at CWS...at 21 years, 121 days, became seventh youngest Angel starter (eighth youngest pitcher) to earn his first Major League victory.
- Registered a 5-4 record with a 3.64 ERA though first 15 starts...was just 1-7, 6.62 ERA (53.0 ip, 39 er) after 6/25.
- Relief appearance 9/12 at Oakland marked first relief outing of big league career (second of professional career).
- Winless in nine of final 10 Major League starts (1-7) and in each of last nine home starts.
- In eight of 11 losses, Angels failed to score a run of support with Chatwood in the game...Halos were shutout six times in his starts...club record for most starts in which his team was shutout is eight...Angels were 9-16 in his starts.
- Won three of final four road decisions posting a 1.29 ERA (21.0 ip, 3 er) in the three victories.
- Went 4-2 with a 3.82 ERA (63.2 ip, 27 er) on the road compared to a 2-9 with a 5.51 ERA (78.1 ip, 48 er) at home.
- Ranked as Angels' second-best prospect prior to 2011 by *Baseball America*.

**2010:** Was named the Angels' 2010 Minor League Pitcher of the Year and played at all three levels in Minor League system including Single-A Rancho Cucamonga, Double-A Arkansas and Triple-A Salt Lake...posted a combined 13-9 record with one shutout and a 2.84 ERA (155.1 ip, 49 er) in 27 games/26 starts...spent majority of season with Rancho Cucamonga where he registered an 8-3 record with a 1.77 ERA, earning a selection to the California League Midseason All-Star Team...following promotion to Double-A Arkansas, took home Texas League Pitcher of the Week honors for 7/12-19 after going 9.0 innings and allowing just three hits, no runs, one walk and striking out six.

**2009:** Spent first full professional season at Cedar Rapids...finished the season 8-7 with a 4.02 ERA (116.1 ip, 52 er) in 24 starts...earned selection to the Midwest League All-Star Team.

**2008:** Made 11 starts for Tempe after signing with the Halos...posted a 1-2 record with a 3.08 ERA (38.0 ip, 13 er).

**PERSONAL:** The Fontana, CA native was drafted by the Angels in the second round (74th overall) of the 2008 First-Year Player Draft...signed out of Redlands East Valley High School where he was twice named San Bernardino Player of the Year ('05 and '07)...hit .571 during his senior year at East Valley HS.

### CHATWOOD'S CAREER RECORD

Year	Team	W	L	ERA	G	GS	CG	SHO	GF	SV	IP	H	R	ER	HR	HB	BB	IBB	SO	WP	BK
2008	AZL Angels	1	2	3.08	11	11	0	0	0	0	38.0	25	15	13	1	0	36	0	48	7	0
2009	Cedar Rapids	8	7	4.02	24	24	0	0	0	0	116.1	99	60	52	3	3	66	0	106	11	0
2010	Rancho Cuca.	8	3	1.77	14	13	0	0	0	0	81.1	71	18	16	6	2	36	0	70	5	0
	Arkansas	4	6	3.82	12	12	1	1	0	0	68.1	72	38	29	3	2	27	0	36	7	0
	Salt Lake	1	0	6.35	1	1	0	0	0	0	5.2	9	4	4	1	0	0	0	3	0	0
2011	Salt Lake	1	2	5.06	4	4	0	0	0	0	16.0	21	11	9	2	2	11	0	11	1	0
	<b>LOS ANGELES</b>	<b>6</b>	<b>11</b>	<b>4.75</b>	<b>27</b>	<b>25</b>	<b>0</b>	<b>0</b>	<b>0</b>	<b>0</b>	<b>142.0</b>	<b>166</b>	<b>81</b>	<b>75</b>	<b>14</b>	<b>6</b>	<b>71</b>	<b>4</b>	<b>74</b>	<b>3</b>	<b>1</b>
	<b>Major League Totals</b>	<b>6</b>	<b>11</b>	<b>4.75</b>	<b>27</b>	<b>25</b>	<b>0</b>	<b>0</b>	<b>0</b>	<b>0</b>	<b>142.0</b>	<b>166</b>	<b>81</b>	<b>75</b>	<b>14</b>	<b>6</b>	<b>71</b>	<b>4</b>	<b>74</b>	<b>3</b>	<b>1</b>
	<b>Minor League Totals</b>	<b>23</b>	<b>20</b>	<b>3.40</b>	<b>66</b>	<b>65</b>	<b>1</b>	<b>1</b>	<b>0</b>	<b>0</b>	<b>325.2</b>	<b>297</b>	<b>146</b>	<b>123</b>	<b>16</b>	<b>9</b>	<b>176</b>	<b>0</b>	<b>274</b>	<b>31</b>	<b>0</b>

### CAREER TRANSACTIONS

- 2008: Selected by the Angels in the second round (78th overall) in the First-Year Player Draft.
- 2011: Had contract purchased, 4/11...optioned to Triple-A Salt Lake, 7/8...recalled from Triple-A, 7/19...optioned to Triple-A, 8/18...recalled from Triple-A, 9/2 for rest of season...traded to Colorado for catcher Chris Iannetta, 11/30.

### CAREER FIELDING

PITCHER	PCT	G-GS	PO	A	E	TC	DP
Career Totals	1.000	27-25	11	20	0	31	2





# 21 TYLER COLVIN OF

**Ht:** 6-3      **Wt:** 210      **B/T:** L/L      **Age:** 26/27  
**Born:** Sept. 5, 1985 in Augusta, GA      **Residence:** North Augusta, SC  
**Major League Service:** 1.139      **Contract:** Through 2012  
**Obtained:** Trade from Chicago for INF Ian Stewart on December 8, 2011

## COLORADO

### HIGHLIGHTS

Acquired by Colorado from Chicago on December 8, 2011 along with INF D.J. LeMahieu in exchange for Ian Stewart and Casey Weathers...his 20 home runs in 2010 were the fourth-most by a Cubs rookie, surpassed by only Billy Williams (25 in 1961), Walt Moryn (23 in 1956) and Geovany Soto (23 in 2008)...20 home runs were second-most for NL rookies in 2010, while his 43 extra-base hits were tied for the sixth-most among Senior Circuit rookies...Cubs first round selection, 13th overall, in 2006 First-Year Player Draft out of Clemson University...named the Cubs' third-best prospect prior to both the 2007 and 2008 seasons by Baseball America...made MLB debut on 9/21/09 at MIL as Cubs' center fielder and notched first career hit (off Braden Looper), RBI and run in that game.

### CAREER

- Colvin joins his second Major League organization for 2012 after spending each of his first six professional seasons with the Chicago Cubs...Colvin was a first round draft selection of the Cubs in 2006.
- In his rookie season of 2010 became the 4th Cubs player with 20 home runs as a rookie, joining Billy Williams (25 in 1961), Walt Moryn (23 in 1956) and Geovany Soto (23 in 2008).
- A versatile defensive player who has played Major League games at right field (103 games), center field (32), left field (65) and first base (4).
- Has 60 career extra-base hits (26 doubles, 8 triples, 26 home runs) in 581 career Major League at-bats.
- Underwent "Tommy John" surgery on his left elbow in November of 2008.
- Named to the 2007 Florida State League All-Star team and started the game in center field.
- A member of the gold-medal winning Team USA in the 2007 Baseball World Cup... batted .263 with 5 RBI in 6 contests.

### 2011

- Tyler had three stints with the Cubs after breaking camp with the Major League club...he batted .150 (31-for-206) with eight doubles, three triples, six home runs and 20 RBI in 80 games for Chicago.
- Began the year with Chicago before he was optioned to Triple-A Iowa on 5/17... also saw time with the Cubs, 5/31-6/14 and 7/28 through the end of the season.
- Saw action primarily in right field, playing 44 games there (35 starts)...played 10 games in left field (four starts), eight games in center field (eight starts) and four games at first base (two starts).
- Had a season-high three hits, 8/2 at PIT, going 3-for-5 with a double, home run and RBI.
- Started seven of the club's first 10 games, but was hitting just .113 (7-for-62) when he was optioned on 5/16.
- Started 4/5-6 at first base when Carlos Peña had an injury...his start on 4/5 was his first career appearance at first base.
- 4/18 vs. SD hit a walk-off, 10th-inning pinch-double to give Chicago the 1-0 victory.
- Recalled to Chicago, 5/31, after 12 games with Iowa...hit .260 (13-for-50) with five doubles, two triples, one home run and eight RBI in his 12 games for the Iowa Cubs.
- Optioned back to Iowa on 6/14...was hitting .256 (52-for-203) with seven homers and 32 RBI in 50 games for Iowa when he was promoted, 7/28.
- In Pittsburgh on 8/3 was 3-for-5 and hit his third homer of the season, a 451-foot blast that one-hopped its way into the Allegheny River...was just the 29th ball to ever reach the Allegheny.

**2010:** His 20 homers are fourth-most by a Cubs rookie, surpassed only by Billy Williams (25 in 1961), Walt Moryn (23 in 1956) and Geovany Soto (23 in 2008)...the 20 blasts ranked second among NL rookies, behind only Florida's Mike Stanton (22 home runs)...his 43 extra-base hits were tied for sixth-most among Senior Circuit rookies...missed the final two weeks of the season after a broken bat struck him while going down the third base line in the second inning, September

### 2011

### HIGHS AND LOWS

### CAREER

3, August 2 at PIT	<b>Hits</b>	3, 5x, last: August 2, 2011 at PIT
1, 6x, last: August 28 at MIL	<b>Home Runs</b>	2, July 4, 2010 vs. CIN
3, 2x, last: September 11 at NYM	<b>RBI</b>	4, June 27, 2010 at CWS
3, August 16-19	<b>Hit Streak</b>	8, July 23-31, 2010
2, 2x, last: August 13 at ATL	<b>Runs</b>	2, 13x, last: August 13, 2011 at ATL
1, 8x, last: August 30 at SF	<b>Doubles</b>	1, 26x, last: August 30, 2011 at SF
1, 3x, last: September 11 at NYM	<b>Triples</b>	1, 8x, last: September 11, 2011 at NYM
7, August 2 at PIT	<b>Total Bases</b>	8, July 4, 2010 vs. CIN
1, 14x, last: September 11 at NYM	<b>Walks</b>	2, 3x, last: September 18, 2010 at FLA
3, 3x, last: September 15 at CIN	<b>Strikeouts</b>	3, 8x, last: September 15, 2011 at CIN
None	<b>Stolen Bases</b>	1, 6x, last: September 7, 2010 vs. HOU

**COLVIN CONTINUED**

19 in Florida...was hospitalized for pneumothorax (collapsed lung) at Jackson Memorial Hospital in Miami...placed on the 15-day disabled list, 9/20...appeared in 135 games, including 54 as a pinch-hitter, pinch-runner or defensive replacement...appeared at all three outfield positions: had 55 games in left field (23 starts), 18 in center field (14) and 59 in right field (44)...the team was 40-41 in his 81 starts...recorded 20 multi-hit affairs, including four career-high three-hit contests...posted a .315 average (34-for-108) in his first 59 games, 4/5-6/18, before batting just .228 (57-for-250) in the final three months (76 games)...hit his first career home run off Atlanta's Tommy Hanson on 4/8 at Turner Field...hit his first career pinch-homer on 5/28 vs. STL, a fifth-inning solo shot off Chris Carpenter...batted a monthly-best .333 (9-for-27) with two homers and six RBI in 23 games in May (four starts)...collected a career-high four RBI, 6/27 at CWS...recorded his first-career multi-homer game 7/4 vs. CIN going 2-for-4 with a pair of homers and three RBI...between 6/15 and 7/4, belted six homers and 16 RBI in 19 games...posted a career-high eight-game hitting streak, 7/23-31, going 9-for-29 (.310) with five walks, six runs, a double, two triples, three homers, four RBI and a 1.205 OPS during the run...hit his 20th homer of the season 9/15 at St. Louis, a game-winning three-run shot in the seventh off Chris Carpenter.

**2009:** Appeared in six Major League games in his first big league experience, batting .176 (3-for-17) with two walks, a run and two RBI...selected from Double-A Tennessee 9/21 and made his Major League debut that night vs. MIL, starting in center field...recorded his first career hit, run and RBI...hit a sac fly in his first big league plate appearance in the first...singled to right in the third for his first MLB hit (off Braden Looper)...following "Tommy John" surgery on his left elbow in November of 2008, began the campaign with Single-A Daytona and combined to hit .286 (120-for-419) with 18 doubles, nine triples, 15 homers and 60 RBI in 116 games with Daytona and Tennessee...hit .250 (28-for-112) with 18 runs, five doubles, two triples, a homer and 10 RBI in 32 games with the Daytona Cubs before he was called-up by the Smokies on 5/31...in 84 games at Tennessee, hit .300 (92-for-307) with 51 runs, 13 doubles, seven triples, 14 homers and 50 RBI...was named Southern League Hitter of the Week for the period of 8/24-30 and Topps' Player of the Month for August, as selected by league managers...he led the league with a .379 (39-for-103) batting average and 22 RBI for the month.

**MINOR LEAGUES 2008:** Hit .291 (52-for-179) following the Double-A All-Star break after hitting .238 (86-for-361) in the first half...had a season-high seven-game hitting streak, 8/13-20...batted .412 (14-for-34) with two homers, seven RBI and six multi-hit efforts in that span...underwent "Tommy John" surgery on his left elbow in November...**2007:** Began the season at Daytona, where he led the team with 24 doubles and finished second with 50 RBI and a .514 slugging percentage despite leaving the team due to promotion in mid-June...had a .369 average (24-for-65) with runners in scoring position and 41 RBI for the Daytona squad...had 20 multi-hit outings at Daytona, including eight games with three or more hits...named to the Florida State League All-Star team...started the game in center field...promoted to Double-A Tennessee 6/20...batted .200 (4-for-20) with two RBI in five divisional playoff games for Tennessee...**2006:** He hit safely in 17 of 18 games, 7/12-29, going 32-for-76 (.421) during that stretch...named the Northwest League Player of the Year by *Baseball America*.

**PERSONAL:** In three seasons with Clemson University, he amassed a .315 batting average (210-for-667) with 54 doubles, seven triples, 20 home runs and 142 RBI in 186 games...led the team with a .356 batting average, 100 hits, 22 doubles and 171 total bases in his final year as a junior...ranked second on the team with 13 home runs and 70 RBI...graduated from North Augusta (S.C.) High School in 2004.

**COLVIN'S CAREER RECORD**

Year	Team	AVG	G	AB	R	H	2B	3B	HR	RBI	SAC	SF	HBP	BB	IBB	SO	SB	CS	GIDP	OBP	SLG
2006	Boise	.268	64	265	50	71	12	6	11	53	0	4	2	17	1	55	12	5	3	.313	.483
2007	Daytona	.306	63	245	38	75	24	3	7	50	0	4	3	10	2	47	10	4	3	.336	.514
	Tennessee	.291	62	247	34	72	11	2	9	31	1	1	3	5	0	54	7	1	5	.313	.462
2008	Tennessee	.256	137	540	68	138	27	11	14	80	5	9	4	44	0	101	7	4	7	.312	.424
2009	Daytona	.250	32	112	18	28	5	2	1	10	0	3	1	13	0	27	3	1	8	.326	.357
	Tennessee	.300	84	307	51	92	13	7	14	50	4	2	1	16	2	57	5	1	3	.334	.524
	CHICAGO-NL	.176	6	17	1	3	0	0	0	2	0	1	0	2	0	5	0	0	0	.250	.176
2010	CHICAGO-NL	.254	135	358	60	91	18	5	20	56	1	2	3	30	2	100	6	1	6	.316	.500
2011	CHICAGO-NL	.150	80	206	17	31	8	3	6	20	1	1	0	14	3	58	0	0	2	.204	.306
	Iowa	.256	50	203	32	52	12	6	7	32	1	3	0	5	0	55	1	1	6	.270	.478
<b>Major League Totals</b>		<b>.215</b>	<b>221</b>	<b>581</b>	<b>78</b>	<b>125</b>	<b>26</b>	<b>8</b>	<b>26</b>	<b>78</b>	<b>2</b>	<b>4</b>	<b>3</b>	<b>46</b>	<b>5</b>	<b>163</b>	<b>6</b>	<b>1</b>	<b>8</b>	<b>.274</b>	<b>.422</b>
<b>Minor League Totals</b>		<b>.275</b>	<b>492</b>	<b>1919</b>	<b>291</b>	<b>528</b>	<b>104</b>	<b>37</b>	<b>63</b>	<b>306</b>	<b>11</b>	<b>26</b>	<b>14</b>	<b>110</b>	<b>5</b>	<b>396</b>	<b>45</b>	<b>17</b>	<b>35</b>	<b>.315</b>	<b>.466</b>

**CAREER TRANSACTIONS**

- 2006: Selected by the Cubs in the first round (13th overall) in the First-Year Player Draft.
- 2010: On disabled list, 9/20-10/6 with upper left pneumothorax (collapsed lung).
- 2011: Optioned to Triple-A Iowa, 5/16...recalled from Triple-A, 5/31...optioned to Triple-A, 6/14...recalled from Triple-A, 7/28 for remainder of the season...traded to Colorado along with INF DJ LeMahieu for INF Ian Stewart and RHP Casey Weathers, 12/8.

**CAREER FIELDING**

1B	CLUB	PCT	G-GS	PO	A	E	TC	DP
2011	CHICAGO-NL	1.000	4-2	21	2	0	23	1
<b>Career Totals</b>		<b>1.000</b>	<b>4-2</b>	<b>21</b>	<b>2</b>	<b>0</b>	<b>23</b>	<b>1</b>


OF	CLUB	PCT	G-GS	PO	A	E	TC	DP
2009	CHICAGO-NL	1.000	6-5	16	0	0	16	0
2010	CHICAGO-NL	.967	111-81	174	4	6	184	0
2011	CHICAGO-NL	.991	58-47	105	2	1	108	1
<b>Career Totals</b>		<b>.977</b>	<b>175-133</b>	<b>295</b>	<b>6</b>	<b>7</b>	<b>308</b>	<b>1</b>

**PINCH-HIT HOME RUNS (1)**

DATE	OPP.	INNING	PITCHER
5/28/10	vs. STL	5	Carpenter

**MULTI-HOME RUN GAMES (1)**

NO.	DATE	OPP.	PITCHER(S)
2	7/4/10	vs. CIN	Mike Leake (2)



# 3 MICHAEL CUDDYER OF

**Ht:** 6-2      **Wt:** 220      **B/T:** R/R      **Age:** 32  
**Born:** March 27, 1979 in Norfolk, VA      **Residence:** Chesapeake, VA  
**Major League Service:** 8.157      **Contract:** Through 2014  
**Obtained:** Signed a three-year contract as a free agent on Dec. 20, 2011

## COLORADO

### HIGHLIGHTS

Joins the Rockies after spending his first 14 professional seasons in the Minnesota Twins organization...selected to his first career All-Star team in 2011 as Minnesota's lone representative...**led Minnesota in runs (70), hits (150), doubles (29), home runs (20) and extra-base hits (51) in 2011**...notched his 1,000th career hit on 5/27/11 vs. LAA...**one of three Minnesota Twins to amass 1,000 hits, 200 doubles, 100 home runs, 500 RBI, 600 runs, 400 walks and 50 stolen bases**...his 180 extra-base hits from 2009-11 were the most by a Twins player and the third-most among American League outfielders...had a career-high 32 home runs and .520 slugging percentage in 2009...his 41 doubles and 109 RBI during the 2006 season are career-high marks...**has at least 150 hits in five of his last six seasons, since 2006**...despite playing over 200 games in the infield since 2006, Cuddyer's 53 outfield assists since the 2006 season are the seventh-most among Major League outfielders...made his MLB debut 9/23/01 vs. CLE and got his first career hit (double) off Chuck Finley in that game.

### CAREER

- Over parts of 11 Major League seasons with Minnesota, Cuddyer posted a batting line of: .272 (1106-for-4072) batting average, 606 runs, 239 doubles, 35 triples, 141 home runs, 580 RBI and a .794 OPS (.343 OBP, .451 SLG).
- A versatile defender that has played Major League games at every position other than catcher and shortstop; including: first base (210 games), second base (79), third base (171), left field (9), center field (6) and right field (670).
- His 180 extra-base hits (100 doubles, 14 triples, 66 home runs) since the 2009 season were the most among Twins players over that time span.
- Is the owner of three career 20-plus home run seasons (24 in 2006, 32 in 2008, 20 in 2011).
- Cuddyer's 141 home runs in a Twins uniform stands as the 10th-most in Minnesota franchise history.
- Is one of 14 players in Minnesota history with 1,000 or more hits...his 1,106 hits are 10th-most in Minnesota history.
- His 848 hits, 182 doubles and 109 home runs since 2006 are all the second-most among Twins players since that date, this despite both Joe Mauer (2009) and Justin Morneau (2006) winning AL MVP Awards during that time.
- Named to his first career All-Star team in 2011 as the Twins lone representative...recorded one hit-less at-bat, flying out to right-field off San Francisco's Brian Wilson...played 2.0 innings at first base during the game.
- Finished 21st in the AL MVP race in 2009 when he set career high's with 32 home runs and a .520 SLG.
- Has played in 22 career postseason games...is a .338 (25-for-74) career hitter during the postseason with 2 doubles, a triple, 2 home runs and 8 RBI.
- Cuddyer has multi-hit games in nine of his 22 career postseason contests.
- Has played in 150-plus games three times in his career, and played at least 139 games in five of his last six seasons.
- Is a career .290 (365-for-1260) hitter with 50 home runs against left-handed pitching...owns a .264 (741-for-2812) batting average with 91 home runs against right-handers.
- Enters 2012 as a .273 (122-for-447) hitter against the National League in his career...owns an .831 OPS (.370 OBP, .461 SLG) against the NL in his 127 career Interleague games.

### 2011

- Led the Twins in hits (150), runs scored (70), doubles (29), home runs (20) and walks (48) during what was his first career All-Star season.
- Was one of nine players in the AL to collect 150 hits, 25 doubles, 20 home runs, 70 RBI, 70 runs scored and 10 stolen bases...the others being Asdrubal Cabrera, Jacoby Ellsbury, Jeff Francoeur, Alex Gordon, Curtis Granderson, Ian Kinsler, Dustin Pedroia and Ben Zobrist.
- Played in 141 games defensively for the Twins: 77 in right field (73 starts), 46 at first base (41 starts), 17 at second base (all starts) and made one relief appearance.

### 2011

### HIGHS AND LOWS

### CAREER

4, April 12 vs. KC	<b>Hits</b>	4, 10x, last: April 12, 2011 vs. KC
2, August 3 at LAA	<b>Home Runs</b>	2, 6x, last: August 3, 2011 at LAA
5, August 3 at LAA	<b>RBI</b>	5, 5x, last: August 3, 2011 at LAA
12, June 9-23	<b>Hit Streak</b>	15, July 16-31, 2010
3, May 23 vs. SEA	<b>Runs</b>	4, May 21, 2009 at CWS
2, 3x, last: August 22 vs. BAL	<b>Doubles</b>	3, 2x, last: May 9, 2006 at TEX
1, 2x, last: September 14 at KC	<b>Triples</b>	1, 35x, last: September 14, 2011 at KC
8, September 3 at LAA	<b>Total Bases</b>	11, August 9, 2009 at DET
3, July 14 vs. KC	<b>Walks</b>	3, 7x, last: July 14, 2011 vs. KC
3, 2x, last: September 24 at CLE	<b>Strikeouts</b>	4, 2x, last: August 9, 2007 at KC
3, June 15 vs. CWS	<b>Stolen Bases</b>	3, June 15, 2011 vs. CWS



- Was nominated for the Hank Aaron Award, recognized around MLB for the best offensive performer from each league.
- Was given the Calvin R. Griffith Award for Twins Most Valuable Player, the Bob Allison Award for team leadership, and the Mike Augustin Award for Twins "media good-guy."
- Recorded his 10th career four-hit game and tied a career-high in hits, going 4-for-4, 4/12 vs. KC.
- Homered in consecutive games, 4/20-21 at BAL and 6/3-4 at KC.
- Recorded his 1,000th career hit, 5/27 vs. LAA, becoming the 14th player in club history to record 1,000 hits and second during the 2011 season (Morneau).
- Set a career-high with three stolen bases, 6/15 vs. CWS, becoming just the 13th player in club history (29th time) to steal three bases in a game and first since Luis Castillo, 8/9/06 at DET...Ben Revere later stole three bases 9/14.
- Hit a solo home run, 6/16 at CWS off Mark Buehrle which was the deciding run in a Twins 1-0 victory...the homer marked the second time in Cuddyer's career that he homered in a 1-0 game, joining Harmon Killebrew (three times) and Steve Braun (twice) as the only Twins in franchise history to homer in a 1-0 win more than once. (Elias Sports Bureau).
- Tied his single-season career-high with his seventh steal, 6/22 at SF...set a new single-season career-high with his eighth steal, 7/26 at TEX.
- Season-high 12-game hit-streak, with seven multi-hit games during that stretch, 6/9-23...doubled eight times and drove in 12 runs during that span.
- Batted .226 (21-for-93) in 25 games in April and .300 (27-for-90) in 23 games in May...batted .323 (30-for-93) in 26 games in June and .336 (37-for-110) in 29 games in July.
- Named to the AL All-Star team as a reserve for the first time in his career - also Twins lone representative...recorded one hit-less at-bat, flying out to right-field off San Francisco's Brian Wilson...played 2.0 innings at first base.
- Became the fifth different position player (eighth time) and first since John Moses (July 31, 1990 vs. California) to pitch in a game, tossing 1.0 scoreless inning with two hits and one walk allowed in the Twins 20-6 loss, 7/25 at TEX.
- His 25 RBI in July were tied for third-most in MLB and second-most in AL...recorded 16 RBI in a 14-game span, 7/2-18.
- Scored his 600th career run (second of the game), 9/14 at Kansas City...also stole his 50th career base in that game...he became the third Twin in club history - joining Kirby Puckett and Tony Oliva - to amass 1,000 hits, 200 doubles, 100 home runs, 500 RBI, 600 runs, 400 walks and 50 stolen bases in a Twins uniform.
- He became the 10th active American Leaguer to amass 1,000 hits, 200 doubles, 100 home runs, 500 RBI, 600 runs, 400 walks and 50 stolen bases over their careers...the nine other players include Johnny Damon, Carlos Guillen, Torii Hunter, Derek Jeter, Melvin Mora, Magglio Ordonez, Alex Rodriguez, Vernon Wells and Michael Young.
- Batted .311 (47-for-151) off left-handed pitchers and .272 (103-for-378) off right-handed pitchers.

**2010:** Drove in the first run in Target Field history with an RBI-single, 4/12 vs. BOS...hit his 110th career home run, tying Roy Smalley for 11th place on the Twins All-Time home run list, 4/21 vs. CLE...passed Smalley on 5/3 vs. DET, hitting the 111th of his career, moving into sole possession of 11th place...tied a career-high with three walks, 5/21 vs. MIL and 5/30 vs. TEX...played 77 games at first base, 7/7-10/3, in Justin Morneau's absence (concussion)...hit safely in a career-high 15 straight games, batting .349 (22-for-63) with four doubles, one triple, one home run and eight RBI, 7/16-31...finished July batting .317 (33-for-104) in 26 games...scored his 500th career run, 7/24 at BAL...Collected his 900th career hit, 8/5 at TB...became the 10th player in club history with 200-plus doubles in a Twins uniform, 8/10 vs. CWS...was tied for eighth in the AL with 20 rbi in August...tied Roy Smalley for 10th place on the Twins All-Time RBI list with the 485th of his career, 8/18 vs. CWS...passed Smalley and moved into sole possession of 10th place with his 486th career RBI, 8/21 vs. LAA...Collected his 500th career RBI, 8/5 vs. TEX, becoming the 10th Twin in club history to reach 500-plus RBI in a Twins uniform...became 15th player in Twins history to play in 1,000 career games, 10/3 vs. TOR...his seven home runs at Target Field were the third-most by a Twin (Jim Thome - 15, Jason Kubel - 8)...was given the Bob Allison Leadership Award (second consecutive) and Mike Augustin Award for "Media Good Guy," voted on by the Twin Cities chapter of the BBWAA.

**2009:** Hit his first home run, 4/16 vs. Toronto...homered in three consecutive games, 5/20-22 with 10 RBI in those three games...hit for the cycle, 5/22 vs. Milwaukee, becoming the second Twin to accomplish that feat in 2009 (Kubel, April 17 vs. LAA)...Kubel and Cuddyer became the first teammates to hit for the cycle in the same season since Vladimir Guerrero and Brad Wilkerson of the Expos in 2003...batted .312 (34-for-109) with eight home runs, 26 RBI and 23 runs scored in May...went 4-for-5 with two home runs, three RBI and three runs scored, 8/9 at Detroit...became the first Twin to hit two home runs in one inning, 8/23 at Kansas City...fifth career two-homer game (third of the season), 9/1 vs. CWS...moved from right field to first base, 9/13 when Justin Morneau suffered a season-ending back injury...named American League Player of the Week, batting .292 (7-for-24) with two doubles, five runs scored, 11 RBI and four multi-RBI games in six games, 9/14-20...hit 100th career homer, 9/14 vs. Cleveland...hit his 30th home run of the season, 9/25 at Kansas City...was named the Pepsi Major League Baseball Clutch Performer of the Month for September...hit his 32nd, and final home run of the season, 10/4 vs. Kansas City...set a Twins monthly record in September/October with 29 total RBI...finished tied for sixth in the AL in extra-base hits (73), ninth in total bases (306), 10th in home runs (32), and 15th in slugging percentage (.520)...was one of 14 players in the Majors with over 150 hits, 30 doubles, 30 home runs, 90 runs scored and 90 RBI...he is also one of just six Twins in club history to accumulate those numbers...was given the Charles O. Johnson Award for Most Improved Twin and the Bob Allison Award for leadership and determination by the Twin Cities chapter of the BBWAA.

**2008:** Hit safely in eight consecutive games, going 11-for-30 (.367), 4/4-5/3...disabled with dislocated and lacerated right index finger, 4/5-24...recorded two outfield assists, 4/25 at Texas...had two outfield assists for the second time, 5/30 vs. NYY...disabled with strained tendon in left index finger (retro to 6/28), 6/30-9/13...began rehab assignment at Triple-A Rochester, 8/5...suffered a fracture of the second metatarsal on the left foot during a rehab game at Triple-A Rochester, 8/8...reinstated from disabled list, 9/13...went 1-for-3 with a double in the tie-breaker game on 9/30 at CWS, one of just two Twins hits.

**2007:** Homered in consecutive games, 5/13-15 and again 5/25-26...third career four-hit game (first of season) and third career five-RBI game, 5/26 vs. Toronto...finished the month of May with a .430 on-base percentage...tied season-high 10-game hit-streak, going 13-for-40 (.325), 6/9-19...fourth career four-hit game (second of season), 7/12 vs. Oakland...fifth career four-hit game (third of season), 7/18 vs. Detroit...placed on 15-day disabled list with a sprained right thumb, 7/19-8/3...fourth career grand slam, 8/22 vs. Seattle...hit game-tying home run in the ninth inning, 9/17 vs. Texas...led American League and tied for Major League lead in outfield assists (19).

**2006:** Had pinch-hit, two-run walk-off homer in 10th inning, 4/vs. LAA...reached base safely in 20 consecutive games,

4/27-5/20...tied career-high with three doubles, 5/9 at Texas...first career five-RBI game, 5/20 at Milwaukee...hit .312 (29-for-93) with 19 RBI and nine multi-hit games in May...second career grand slam and tied career-high five RBI, 6/7 at Seattle...third career grand slam, 6/10 vs. Baltimore...second career four-hit game, 8/24 at Baltimore...finished August hitting .311 (33-for-106) with six home runs and 24 RBI in 28 games...recorded his 100th RBI of the season 9/14 at Cleveland, becoming the 51st player in franchise history to accomplish the feat...scored his 100th and 101st run, 9/27 vs. Kansas City, becoming the 18th player in franchise history to record both 100 runs and 100 RBI in the same season...won Charles O. Johnson Award as Most Improved Twin and Carl R. Pohlad Community Service Award.

**2005:** Career-high 13-game hit-streak, going 18-for-47 (.383), 5/9-24...disabled with bruised left hand, 7/2-17...began rehab assignment with Rochester, 7/15...first career two-homer game, 8/3 vs. Oakland...first career four-hit game and tied season-high four RBI, 9/21 at Oakland...made 93 starts at third base, 18 in outfield, six at second base and three at first base...established career-highs in nearly all offensive categories...had surgery to repair lateral meniscus tear in right knee, 10/4.

**2004:** Had seven-game hit-streak, going 8-for-26 (.308), 4/8-22...homered in consecutive games, 4/26-5/2...had game-winning single in 9th inning, 6/8 vs. NYY...homered in consecutive games, 7/22-25...season-high nine-game hit-streak, going 13-for-32 (.406), 9/12-20...homered in consecutive games, 9/16-17.

**2003:** Had two-run, pinch-hit homer off Billy Koch, 4/26 at CWS...optioned 5/9...disabled with strained left hamstring, 5/30-6/15 and 7/7-8/1...recalled 8/31...had game winning homer, 9/24 vs. Cleveland...had game-winning homer in 11th inning, 9/26 at Detroit...finished tied for sixth among American League rookies in triples.

**2002:** Began season at Edmonton...Twins' Minor League Player of the Month for June, going 36-for-113 (.319) with five doubles, three triples, 12 homers and 34 RBI in 29 games...selected to Triple-A All-Star Game...named to Baseball America's Mid-Season Triple-A All-Star team...recalled 7/12...first Major League homer off Jamie Walker, 7/20 at Detroit...first career grand slam off Dan Wright and tied season-high four RBI, 8/1 vs. CWS...optioned 8/17...recalled 8/30...rated best batting prospect, second-best prospect in Pacific Coast League and second-best prospect among all minor league outfielders by *Baseball America*...rated third-best prospect in the Twins' organization by *Baseball America* entering the 2003 season.

**2001:** Began season at Double-A New Britain...Twins' Minor League Player of the Month for June...named Most Valuable Player in Double-A All-Star Game, 7/11 at Round Rock...Twins' Minor League Player of the Week, 8/19-25...led club in home runs, walks and runs scored, second in doubles and RBI, and third in at-bats and hits...was second in league in on-base percentage and extra-base hits, third in home runs and runs, fourth in doubles and slugging percentage and eighth in batting...contract selected, 9/18...made Major League debut and doubled off Chuck Finley for first Major League hit, 9/23 vs. Cleveland...selected to Eastern League's Postseason All-Star team...rated best infield arm and fourth-best prospect in EL and named to Double-A Postseason All-Star team by *Baseball America*...won Shery Robertson Award as Twins' Minor League Player of the Year...played for Grand Canyon in the Arizona Fall League.

**2000:** Led club in games and at-bats, tied for lead in doubles and triples, was second in runs, hits and walks and was third in RBI...was third in league in games and tied for fourth in triples...ranked Twins' second-best prospect and tenth-best prospect in EL by *Baseball America*.

**1999:** Twins' Minor League Player of the Week, 4/17-23...played for Team USA in Futures Game, 7/11 at Boston...led club in runs, RBI and walks, tied for lead in hits, was second in batting, home runs and stolen bases and was third in games, at-bats and doubles...tied for league lead in walks and was fourth in on-base percentage (.403)...ranked third-best prospect in Florida State League and league best defensive third baseman by *Baseball America*...played for Grand Canyon in the Arizona Fall League.

**1998:** Started in Midwest League All-Star Game, 6/23 at Clinton...led club in games, at-bats, runs, hits, total bases (224), doubles, home runs, RBI and walks...tied for second in league in extra-base hits (56), was fourth in doubles and tied for fifth in total bases...ranked Twins best prospect and fifth-best prospect in Midwest League by *Baseball America*.

**PERSONAL:** Michael Brent Cuddyer (pronounced kuh-DIE-er)...wife Claudia (Rente)...son Casey Jonathan, born 6/20/08, and twin daughters Chloe and Madeline, born 12/6/11...1997 graduate of Great Bridge (VA) High School where he also played basketball and football...named to All-State baseball team during junior and senior seasons...set school records for home runs (12), hits (34), and RBI (47) in his junior season...was Virginia's Player of the Year, Gatorade Player of the Year and selected to USA Today's All-Star team in 1997...played for USA Junior National Team in 1996-97...was high school teammate of Boston's 1997 first round draft pick John Curtice...dedicated time and service on the Twins Community Fund Board of Directors...was 2006 Carl R. Pohlad (Outstanding Community Service) and Charles O. Johnson (Most Improved Twin) Award winner and the Twins nominee for the Roberto Clemente Award...helped secure \$250,000 grant through the Pepsi Refresh Project to benefit the Rolling Twins and Courage Center.

GRAND SLAMS (5)			
DATE	OPP.	INNING	PITCHER
8/1/02	vs. CWS	3	Wright
6/7/06	at SEA	8	Soriano
6/10/06	vs. BAL	7	Halama
8/22/07	vs. SEA	1	Batista
8/3/11	at LAA	5	Takahashi

WALK-OFF HOME RUNS (1)			
DATE	OPP.	INNING	PITCHER
4/19/06	vs. LAA	10	Romero

PINCH-HIT HOME RUNS (2)			
DATE	OPP.	INNING	PITCHER
4/26/03	at CWS	9	Koch
4/19/06	vs. LAA	10	Romero

MULTI-HOME RUN GAMES (6)			
NO.	DATE	OPP.	PITCHER(S)
2	8/3/05	vs. OAK	Harden, Calero
2	8/30/06	vs. MIN	Hudson, Nelson
2	8/9/09	at DET	Washburn, Rodney
2	8/23/09	at KC	Bannister, Farnsworth
2	9/1/09	vs. CWS	Danks (2)
2	8/03/11	at LAA	Takahashi, Ramirez





# 65 LARS DAVIS

C

Ht: 6-3

Wt: 205

B/T: L/R

Age: 26

Born: Nov. 7, 1985 in Grand Prairie, ALB Residence: Grand Prairie, Alberta

Major League Service: 0.000

Contract: Through 2012

Obtained: Selected in the 3rd round of the 2007 Draft out of Illinois

# COLORADO

## HIGHLIGHTS

Entering his sixth professional season, the Alberta, Canada native will be appearing in his first Major League Spring Training in 2012...has played in 88 games for Double-A Tulsa over the past two seasons...**owns a .390 on-base percentage combined between 2010-11 at Double-A...**hit a career-high .289 for the Drillers in 2010, and connected on a career-high 6 home runs in 2011...**over his five-year professional career, Davis has a caught stealing percentage of 34.4-percent (94-of-273).**

### 2011

- For the second consecutive season, Davis spent the full campaign at Double-A Tulsa as one of the club's regular catchers...hit .255 (38-for-149) with 4 doubles, 6 home runs and 15 RBI in 48 games.
- Davis' 6 home runs set a new career-high, this despite the 149 at-bats he received representing the second-fewest total of his five-year professional career.
- Had 25 walks, compared to 37 strikeouts, and his .380 on-base percentage in 2011 was topped only by his .409 OBP in the 2010 season...his .403 slugging percentage in 2011 did represent a new career-high mark.
- Threw out 25.9-percent (14-of-54) attempted base stealers, and owned a .994 fielding percentage in his 48 games behind the plate...has made just 5 errors in his 88 career games at Double-A.
- Left-handed batter hit .268 (11-for-41) off left-handed pitching and .250 (27-for-108) off right-handed pitchers.

**2010:** Spent the entire season at Double-A Tulsa as the secondary catcher behind Wilin Rosario...set a career-high with a .289 batting average and also walked a career-high 19 times in just 128 at-bats...was his fourth stop in the Rockies system in four seasons.

**2009:** Spent his entire third professional season with High-A Modesto as one of the club's catchers...hit .233 (81-for-348) in 93 games with the Nuts...had just 15 extra-base hits in his 93 games.

**2008:** Spent his first full professional season with Low-A Asheville as the club's primary catcher...hit .217 (15-for-69) off lefties and .260 (59-for-227) off righties...hit 3 home runs in his first 13 games and 2 in his final 68 games.


**2007:** In his first professional season was the starting catcher for Short Season Tri-City, appearing in 46 games behind the plate...the lefty hit .201 against righties and .279 vs. lefties...hit his first professional home run on 7/22 at Eugene, a three-run homer.

**COLLEGE:** As a junior, the left-handed batter led the Fighting Illini with a .400 (90-for-225) average, 90 hits, 55 runs, 13 home runs, 56 RBI, 145 total bases, a .644 slugging percentage and a .461 on-base percentage...his 90 hits ranked second in school history for a single season, while his 145 total bases ranked as the seventh-best in Illini history...started 54 of Illinois' 58 games and threw out 24-of-84 attempted base stealers (28.6%)...recorded a 19-game hitting streak from 3/10 to 4/14, the fourth-longest in school history...was named to the Louisville Slugger TPX Collegiate Baseball All-America Second-Team last week after becoming the first player in Illini history to hit .400 in a season since 1996...it marks the highest honor by an Illini player since 2000...was also named the Big Ten Player of the Year.

**PERSONAL:** Signed on June 12, 2007 by Rockies scout Mark Germann...the Canadian was MVP on his high school volleyball team in Grande Prairie, Alberta, located just outside of Edmonton...was previously drafted by Tampa Bay in the 49th round in 2003 out of high school.

## DAVIS' CAREER RECORD

Year	Team	AVG	G	AB	R	H	2B	3B	HR	RBI	SAC	SF	HBP	BB	IBB	SO	SB	CS	GIDP	OBP	SLG
2007	Tri-City	.219	52	187	17	41	5	3	3	27	1	5	5	14	0	49	2	4	2	.284	.326
2008	Asheville	.250	81	296	29	74	10	3	5	27	2	2	3	15	0	77	8	5	4	.291	.355
2009	Modesto	.233	93	348	36	81	12	2	1	34	11	3	6	15	1	80	2	2	6	.274	.287
2010	Tulsa	.289	40	128	22	37	5	0	2	11	1	0	7	19	1	31	0	2	3	.409	.375
2011	Tulsa	.255	48	149	22	38	4	0	6	15	2	0	5	25	1	37	0	3	6	.380	.403
<b>Minor League Totals</b>		<b>.245</b>	<b>314</b>	<b>1108</b>	<b>126</b>	<b>271</b>	<b>36</b>	<b>8</b>	<b>17</b>	<b>114</b>	<b>17</b>	<b>10</b>	<b>26</b>	<b>88</b>	<b>3</b>	<b>274</b>	<b>12</b>	<b>16</b>	<b>21</b>	<b>.312</b>	<b>.338</b>



# 29 JORGE DE LA ROSA LHP

**Ht:** 6-1      **Wt:** 220      **B/T:** L/L      **Age:** 30/31  
**Born:** April 5, 1981 in Monterrey, MX      **Residence:** Nuevo Leon, MX  
**Major League Service:** 7.015      **Contract:** Through 2012 (Player '13)  
**Obtained:** Trade from Kansas City for cash on April 30, 2008

## COLORADO

### HIGHLIGHTS

**Signed a two-year contract with Colorado prior to the 2011 season, with an option for 2013...started 2011 as the Rockies No. 2 starter before tearing his UCL in his left elbow, requiring 'Tommy John' surgery and ending his season...with 5 wins in 2011 he moved into a tie for 6th place with Kevin Ritz on the Rockies all-time wins list, now with 39 career victories...also ranks 6th on the Rockies all-time strikeouts list (486)...started at least 20 games from 2007-2010...led all NL left-handers with career-high 16 wins for Rockies in 2009; also set Rox single-season record for strikeouts by a lefty (193)...recorded career-best 12 strikeouts on 5/9/09 vs. FLA, the most ever by a Colorado lefty in a game; followed that game with 10 Ks on 5/15/09 at PIT, matching Rox record of 22 strikeouts in back-to-back starts (also: Darryl Kile)...won seven consecutive starts from 6/21-7/30/09, a new Rockies franchise record...won in his Royals debut on 7/29/06 at TEX, his first career win as a starter...prior to 2006 campaign, pitched in the World Baseball Classic for his native Mexico team...earned his first MLB win (as a reliever) in a Brewers uniform at CHC on 4/8/05.**

### CAREER

- Entering his fifth season with Colorado...in 14 professional seasons, he has played in the Major Leagues for three organizations: Colorado (2008-11), Kansas City (2006-08) and Milwaukee (2004-06)...he also played in the minors for the Boston and Arizona organizations.
- De La Rosa is 39-26 with a 4.38 ERA in his Rockies career (2008-11)...went 15-23 with a 5.85 ERA in 97 games/41 starts prior to his time in Colorado...the Rockies are 50-35 in his 85 career starts, and he is averaging 8.8 strikeouts per 9.0 innings in his Rockies career (486 K, 495.2 ip).
- Has been used primarily as a starter since 2006, including 85 starts and 6 relief appearances in a Rockies uniform...in his career is 50-46 with a 4.85 ERA as a starter (116 starts) and 4-3 with a 5.38 ERA in 62 relief outings.
- In first start of the season last two seasons, has put together a record of 2-0, 0.00 ERA (12.1 ip) with 2 BB and 14 K.
- In his career is 26-22, 4.25 (366.0 ip, 173 er) post-All-Star break compared to 28-27, 5.48 (366.0 ip, 173 er) prior to the All-Star break...his 22 post-All-Star break victories from 2008-2010 were tied with Bronson Arroyo for the most in the NL.
- Is one of only three lefties in Rox history to win 15-plus games in a season, joining Francis (2007) and Shawn Estes (2004).
- Earned the win in 7 of his final 11 starts, as well as wins in 14 of his last 19 and 16 of his last 21 games started in 2009...in fact, no other MLB pitcher won more games than him after 6/1.
- With De La Rosa's five wins in 2011 he moved into a tie for 6th place with Kevin Ritz on the Rockies all-time wins list, now with 39 career victories...additionally, De La Rosa now ranks 6th on the Rockies all-time strikeouts list (486).
- Going 5-2 in 2011, De La Rosa now owns a 39-26 (.600) record in his Rockies career...De La Rosa's .600 winning percentage is the highest individual winning percentage in Rockies history for a pitcher with at least 50 starts for Colorado.
- Has four career double-digit strikeout games...is the only Rockies lefty in history with multiple 10 strikeout games.
- Career has held opposing left-handed hitters to a .235 average (.204 vs. lefties in 2009, .206 in 2010, .111 in 2011).
- Is 29-12 with a 3.96 ERA (311.0 ip, 137 er) in 53 appearances/52 starts since 6/5/09...he has struckout batters at a rate of 8.7 per 9.0 ip since that date, and the Rockies are 36-17 in his 53 appearances over that period...the 29 wins over that time are second in the Rockies rotation to just Ubaldo Jimenez, who had 37 wins over that stretch.
- Had double-digit wins in consecutive seasons for the first time in his career (2008-09) and is one of only three left-handers to log more than one 10-win campaign in a Rockies uniform, joining Jeff Francis (3) and Brian Bohanon (2).
- Owns Rockies' season-best mark in strikeouts per 9.0 innings (qualifiers): 2009 (9.39 K/9.0 inn)...also owns the third-best mark at 8.78 K/9.0 inn. in 2008 and the sixth-best mark at 8.36 K/9.0 inn. in 2010.
- Won six consecutive starts (decisions) vs. SF from 8/26/08-9/16/09, the longest streak ever by a Rockies pitcher against San Francisco...since he joined Colorado, De La Rosa is 7-2, 2.48 ERA in 11 starts vs. SF...the 7 wins are most in MLB.

2011	HIGHS AND LOWS	CAREER
9, April 26 at CHC	Strikeouts	12, May 9, 2009 vs. FLA
9, May 13 vs. SD	Hits	13, June 16, 2007 vs. FLA
5, May 13 vs. SD	Runs	9, 2x, last: May 3, 2008 vs. LAD
5, May 13 vs. SD	Earned Runs	9, 2x, last: May 3, 2008 vs. LAD
1, 4x, last: May 13 vs. SD	Home Runs	3, 3x, last: July 17, 2010 at CIN
5, May 8 at SF	Walks	7, May 24, 2007 vs. CLE
1, May 18 at PHI	Complete Games	1, May 18, 2011 at PHI
8.0, May 18 at PHI	Innings (Starter)	8.0, 4x, last: September 16, 2009 at SF
None	Innings (Reliever)	3.1, May 20, 2006 vs. MIN
8.0, April 2-8	Scoreless Inning Streak	17.0, June 27-July 8, 2009
4, April 2-26	Win Streak	7, June 21-July 30, 2009
1, 2x, last: May 18	Losing Streak	6, 2x, last: April 11-May 31, 2009



## 2011

- After resigning with Colorado during the offseason, De La Rosa entered the 2011 season as a member of the Rockies starting rotation for the third-straight season...prior to suffering an injured left elbow, De La Rosa went 5-2 with a 3.51 ERA (59.0 ip, 23 er) in 10 starts...at the time of his injury, he was tied with Jhoulys Chacin for the Rockies lead in wins (5) and was second on the club in ERA (3.51), innings pitched (59.0) and strikeouts (52).
- Opponents hit just .222 (48-for-216) against him in 2011...his .222 opponents batting average for the season is the second-lowest in franchise history for any pitcher with at least 10 starts in a single season (Ubaldo Jimenez-.209 in 2010).
- Held opposing left-handed batters to a .111 average (4-for-35) against in his 10 starts this season while righties hit .241 (41-for-170)...since 2010, De La Rosa has been one of the most difficult left-handed starters for left-handed batters to hit, as he owns a .180 (24-for-133) opponents average vs. LHH since 2010...only Cory Luebke (.174) and Dontrelle Willis (.178) have a lower opponents average vs. lefties among left-handed starters with at least 100 at-bats since 2010.
- De La Rosa allowed just 20 hits to left-handed batters in 2010 (20-for-97, .206)...he allowed four hits vs. lefties in 2011 (4-for-36, .111 avg)...since the start of the 2009 season, lefties are batting just .193 (55-for-285) against him with 20 extra-base hits and 101 strikeouts to just 30 walks...among Major League pitchers that have faced at least 300 left-handed hitters since 2009, De La Rosa's 20 extra-base hits represent the fifth-fewest total.
- Was consistent on both the road and at Coors Field...going 3-0, 3.50 at Coors and 2-2, 3.26 on the road...since he became a full time starter for Colorado in 2009, De La Rosa is 19-9 with a 4.69 ERA (192.0 ip, 100 er) in 34 games at home, compared to 10-9 with a 3.63 ERA (173.2 ip, 70 er) on the road...opponents have hit just .229 against De La Rosa on the road since 2009.

**2010:** Was the Rockies starting pitcher in the club's home opener on 4/9 vs. SD...made four starts in April before suffering a torn pulley tendon in his left middle finger...was placed on the DL for the injury and missed 67 games due to the injury...prior to being placed on the DL, he went 3-1 with a 3.91 ERA...returned from the DL on 7/9 vs. SD...went 5-6 with a 4.29 ERA (98.2 ip, 47 er), 42 walks and 87 strikeouts in 16 starts after returning from injury...held opponents to a .235 average after his return...although he made just 20 starts, and pitched just 121.2 innings in 2010, his 4.22 ERA this season is his lowest mark for any season in the Majors, better than his 4.38 ERA of 2009...went 5-6 with a 4.01 ERA after the All-Star break in 2010...in his career is 26-22, 4.25 (366.0 ip, 173 er) after the All-Star break compared to 23-25, 5.82 (344.2 ip, 223 er) prior to the All-Star break...his 22 post-All-Star break victories since 2008 are tied with Bronson Arroyo for the most among National League pitchers over that time span...allowed just 20 hits to left-handed batters (20-for-97, .206)...since the start of the 2009 season, lefties are batting just .201 (51-for-249) against him with 20 extra-base hits and 88 strikeouts to just 25 walks...his .205 opponents average vs. left-handers since 2009 is the fifth-best opponents average vs. lefties among NL pitchers.

**2009:** Set career highs in every significant pitching category...ranked second among NL lefties in winning percentage (.640), ninth in innings pitched (185.0) and 12th in ERA (4.38)...became just the third lefty in Rox history to win at least 15 games, joining Jeff Francis (17-9 in 2007) and Shawn Estes (15-8 in 2004)...had back-to-back 10-win seasons for the first time in his career; he is one of only three left-handers in franchise history to log more than one 10-win campaign (Jeff Francis, 3; Brian Bohanon, 2)...set Rox record for strikeouts by a lefty (193), also tied for the third-highest mark in a season by any Rox pitcher...his strikeouts per 9.0 innings rate of 9.39 ranked sixth among all NL pitchers (2nd by lefties) in '09...led the Majors with 16 wins from 6/5 through the end of the season...he earned the win in 7 of his last 11 starts, as well as in 14 of his last 19 and 16 of his last 21 games started...was winless with a 5.43 ERA (54.2 ip, 33 er) in his first 10 starts of the season (0-6); Rox supported him with an average of 2.30 runs per game during his 10-start winless streak to begin the season...in his final 17 starts, the club has supported him with an average of 8.51 runs per game...pitched at least 6.0 innings 18 times, including 9 starts of 7 or more frames...received the loss in his first start of the season 4/11 vs. PHI...struckout career-high 12 hitters 5/9 vs. FLA (finished just 2 strikeouts away from the club record, 14 strikeouts; Darryl Kile, 8/20/98 at MON); it was the most strikeouts for a Rox pitcher since John Thomson also fanned 12 hitters on 10/7/01 at SD...12 strikeouts by De La Rosa are a Colorado single-game record for a left-handed pitcher...followed that outing with a 10-strikeout performance 5/15 at PIT; the 22 strikeouts in consecutive starts by De La Rosa represent a club record for a left-handed pitcher and matches the all-time franchise club record (also: 22 K's, Darryl Kile, 8 K's, 8/15/98 vs. PHI; club-record 14 K's, 8/20/98 at MON)...also is the only lefty in club history to fan 10 or more in a game more than once...was the only pitcher without a win among the 56 National League pitchers who qualified in the ERA category before he got his first win of the season...finished as one of three 4-game winners for the Rox in June (also: Aaron Cook, 5-1 and Jason Hammel, 4-0)...made his only relief appearance of the season 7/12 vs. ATL...had career best 7-game winning streak from 6/21-7/30; the streak spanned 7 consecutive starts in which De La Rosa earned the win, the longest consecutive starts streak to earn a win for a pitcher in Rockies history...the streak was snapped 8/5 at PHI by allowing 7 runs in 5.0 innings; fell to 0-3, 9.78 ERA vs. PHI in his career...finished 5-0, 2.50 ERA in July; tied for the Major League lead in wins during the month, though he was the only pitcher to go 5-0 in the month (nominated for the NL Pitcher of the Month Award for July)...made 5 starts in August, going 3-2 with a 4.88 ERA...snapped Rox 4-game losing streak with 15th win 9/16 at SF...that win was his 6th consecutive winning decision vs. SF, which is the longest winning streak ever by a Rockies pitcher vs. SF (Jeff Francis, 4 games, 5/12/07-8/25/08)...earned his 16th win of the season 9/27 vs. STL...did not factor in the decision in his final start on 10/3 at LAD; left in the 4th after tossing 3.0 perfect frames...left early with tightness in his left groin...from 9/1 to the end of the season, he went 4-0, 2.97 (36.1 ip, 12 er) with 41 strikeouts.

**2008:** The Rockies acquired De La Rosa from the Kansas City Royals in exchange for cash considerations on 4/30...he began the season with Triple-A Omaha...he started the fourth-most games for the Rockies (23)...tossed at least 6.0 ip in 10 of his 23 starts as the Rox went 9-1 in those games...set career high with 10 wins; joined teammates Aaron Cook (16 wins) and Ubaldo Jimenez (12 wins) with 10-plus wins, the first time since 2003 the Rockies have had 3 starters with at least 10 wins in a season...his 128 strikeouts were the third-most strikeouts by a left-handed pitcher in a single season in franchise history...finished fifth in the NL with an 8.86 strikeouts per 9.0 innings ratio (among pitchers with at least 20 starts)...his 128 strikeouts were the second-most on the team...made a total of 5 appearances out of the bullpen; posted a 2.25 ERA (8.0 ip, 2 er) with 9 strikeouts in those 5 games...after going 3-5, 7.26 (57.0 ip, 46 er) in 14 games/11 starts prior to the All-Star break, he went 7-3, 3.08 (73.0 ip, 25 er) after the break...his post-All-Star ERA was the lowest mark on the Rockies starting staff and his 7 wins in the second half were second to only Jimenez' 8 post-All-Star victories...his 3.08 ERA after the All-Star break was the lowest in franchise history for a Rockies starter with at least 10 starts after the break, besting the previous low of 3.28 held by Brian Bohanon in 2000...held opponents to a .228 average (59-for-259) after the

All-Star break, which ranked as the 10th-lowest opponents batting average after the All-Star break in the NL...made his Rox debut 5/3 vs. LAD; gave up season-high 9 runs in 4.0 innings...earned his first win in a Rockies uniform in his next start 5/8 vs. STL (5.2 ip, 2 er)...made 3 more starts before being transferred to the bullpen...made 3 relief appearances from 5/31-6/7, posting a 3.86 ERA in the 3 games...returned to the rotation 6/14 at CWS...set career highs in strikeouts in two straight starts 6/14 at CWS (8 K's) and 6/19 vs. CLE (10 K's); was one of two Rockies pitchers to fan 10 or more batters in a single game in 2008, along with Ubaldo Jimenez, who did so twice...earned wins in back-to-back starts immediately following the All-Star break, 7/19 vs. PIT and 7/26 at CIN...made his shortest start of the season 7/31 at FLA (1.2 ip) and took the loss by allowing 7 runs, all earned...was again transferred to the bullpen after that start...made 2 relief appearances...was inserted back into the rotation 8/15 at WAS...began September by tossing 7.0 scoreless innings 9/1 vs. SF to earn his second consecutive victory...won each of his final two starts of the campaign to get to 10 wins...struck-out 5 or more batters in 13 of his 23 starts for the season.

**2007:** Opened the season as the Royals No. 4 starter...set career highs in starts (23), wins (8), losses (12), innings (130) and strikeouts (82)...pitched much better during the day, going 4-2, 3.38 (34.2 ip, 13 er) in 7 day starts and 4-10, 6.70 (95.1 ip, 71 er) in 19 night outings (16 starts)...went 4-3 with a 3.59 ERA through his first 9 starts of the season; issued just 12 walks in 57.2 innings during that span, an average of 1.87 walks per 9 innings, which ranked fifth-best in the AL...walked career-high 7 hitters on 5/24 vs. CLE...made his first relief appearance of the season and as a Royal on 6/20 at STL, allowing a game-winning home run to the first batter he faced in the 14th inning to suffer the 7-6 loss; the relief outing was his first since 5/23/06 at CIN as a member of the Brewers...placed on the 15-day DL with a left elbow strain on 8/1...made three rehab assignments with Wichita before being returned on 9/4...reinstated from the DL on 9/11...made two relief appearances and a start the remainder of the year after his reinstatement.

**2006:** Acquired by Kansas City from Milwaukee on 7/25 for INF Tony Graffanino...recorded the win in his Royals debut 7/29 at TEX, a 5-3 Royals win; allowed just 2 runs on 2 walks and 9 hits while striking out 7 batters in 6.0 innings...marked his first win as a Major League starter (9 starts)...prior to the season, he represented his native Mexico in the World Baseball Classic; made 3 relief appearances, allowing 2 hits and 2 walks while striking out 3 in 3.1 scoreless innings.

**2005:** Spent his first full season in the Majors with Milwaukee...earned his first Major League win on 4/8 at CHC...averaged 8.9 strikeouts per 9.0 innings (42.1 ip, 42 so), the 17th-highest rate in the NL (min. 40.0 ip)...struck out multiple batters 14 times...his 38 relief appearances marked the most for a Brewers left-handed pitcher.

**2004:** Spent the majority of the season at Triple-A Indianapolis...made his Major League debut on 8/14 vs. FLA; took his first loss, allowing 4 runs on 6 hits in 5.0 innings in an 11-1 Marlins win...optioned to Indianapolis following the game...recalled from Indianapolis on 9/3...struck out the Cardinals' Edgar Renteria on 9/20 for his first Major League strike-out...placed on the minor league disabled list with tendinitis in his left shoulder from 5/22-6/21...recorded a 4-2 record with a 3.35 ERA (53.2 ip, 20 er) with 15 walks and 54 strikeouts in 12 starts after his trip to the DL.

**MINOR LEAGUES 2003:** Split the 2003 season between Double-A Portland and Triple-A Pawtucket in the Red Sox organization...began the season with Double-A Portland of the Eastern League, going 6-3, 2.80 in 22 appearances/20 starts...won 5 straight decisions between 4/19 and 6/6...converted a save on 7/8 vs. New Britain allowing one run in a 5-run inning...was 5-3 with a 2.88 ERA in 20 starts for the Sea Dogs and went 1-0 with a 1.50 ERA in 2 appearances out of the pen...promoted to Triple-A Pawtucket in August where he posted a 1-2 mark with a 3.75 ERA in 5 starts for the Red Sox...participated in the 2003 All-Star Futures Game...**2002:** Spent the majority of the 2002 season at Single-A Sarasota and earned Sarasota Pitcher of the Year honors...allowed 3 or fewer earned runs in 17 of 23 starts, including each of his first 12 starts of the season...limited the opposition to a .231 average against, including a .170 mark with RISP...made 4 starts at Double-A Trenton in going 1-2, 5.40...compiled a 3.88 ERA between Sarasota and Trenton, ranking seventh in the Red Sox organization...combined for 110 strikeouts, fifth-highest in Boston organization...**2001:** Began the season with Sarasota and went 0-1 with a 1.21 ERA in 12 games...promoted to Trenton and went 1-3, 5.84 in 29 appearances...**2000:** In 2000, played for the Monterrey Sultans of the Mexican League...selected as the Most Valuable Relief Pitcher in the Caribbean Series in February, going 1-0 with a 5.84 ERA in 4 appearances for Mexico...**1999:** Began the season with Single-A High Desert, posting no ERA in 2 appearances (3.0 ip)...played 8 games for the Arizona League Diamondbacks and made 13 appearances with Missoula of the Rookie Pioneer League, going 0-1 with a 7.98 figure...**1998:** Began his pro career with the Arizona Diamondbacks in the DSL.

**POSTSEASON:** De La Rosa, the team leader in wins during the regular season, was not included on the 2009 NLDS roster because of a strained right groin.

**PERSONAL:** Jorge Alberto De La Rosa...resides in Nuevo Leon, Mexico, with his wife, Martha...the couple had twins, Bernabe and Matias (1/7/10), following the 2009 season.

## NATIONAL LEAGUE TEAMS WITH FIVE 10-GAME WINNERS (STARTING PITCHERS) SINCE 2006

### 2011 Brewers

Yovani Gallardo (17-10)  
Zack Greinke (16-6)  
Shaun Marcum (13-7)  
Randy Wolf (13-10)  
Chris Narveson (11-8)

### 2009 Rockies

Jorge De La Rosa (16-9)  
Jason Marquis (15-13)  
Ubaldo Jimenez (15-13)  
Aaron Cook (11-6)  
Jason Hammel (10-8)

### 2006 Marlins

Josh Johnson (12-7)  
Scott Olsen (12-10)  
Dontrelle Willis (12-12)  
Ricky Nolasco (11-11)  
Anibal Sanchez (10-3)

**DE LA ROSA'S CAREER RECORD**

Year	Team	W	L	ERA	G	GS	CG	SHO	GF	SV	IP	H	R	ER	HR	HB	BB	IBB	SO	WP	BK
1998	Arizona (DSL)	1	0	4.50	13	0	0	0	4	1	14.0	8	7	7	3	1	8	0	21	2	0
1999	Arizona (R)	0	0	3.21	8	0	0	0	6	2	14.0	12	5	5	1	0	3	0	17	2	1
	High Desert	0	0	0.00	2	0	0	0	2	0	3.0	1	0	0	0	0	2	0	3	0	0
	Missoula	0	1	7.98	13	0	0	0	6	2	14.2	22	17	13	2	0	9	0	14	4	0
2000	Monterrey (MX)	3	2	6.28	37	0	0	0	5	1	38.2	38	27	27	2	2	32	1	50	6	1
2001	Sarasota	0	1	1.21	12	0	0	0	10	2	29.2	13	7	4	0	0	12	0	27	2	0
	Trenton	1	3	5.84	29	0	0	0	4	0	37.0	56	35	24	4	4	20	1	27	6	0
2002	Sarasota	7	7	3.65	23	23	1	1	0	0	120.2	105	53	49	10	6	52	1	95	5	1
	Trenton	1	2	5.50	4	4	0	0	0	0	18.0	17	12	11	0	2	9	0	15	3	0
2003	Portland	6	3	2.80	22	20	0	0	1	1	99.2	87	39	31	6	5	36	0	102	8	1
	Pawtucket	1	2	3.75	5	5	0	0	0	0	24.0	27	14	10	0	0	12	0	17	2	1
2004	Indianapolis	5	6	4.52	20	20	0	0	0	0	85.2	80	45	43	9	8	36	1	86	5	2
	MILWAUKEE	0	3	6.35	5	5	0	0	0	0	22.2	29	20	16	1	1	14	0	5	3	0
2005	MILWAUKEE	2	2	4.46	38	0	0	0	13	0	42.1	48	23	21	1	0	38	4	42	6	0
2006	MILWAUKEE	2	2	8.60	18	3	0	0	4	0	30.1	32	30	29	4	1	22	1	31	4	0
	Huntsville	3	1	2.40	6	6	0	0	0	0	30.0	31	12	8	1	1	3	0	23	2	0
	KANSAS CITY	3	4	5.18	10	10	0	0	0	0	48.2	49	29	28	10	1	32	0	36	2	1
2007	KANSAS CITY	8	12	5.82	26	23	0	0	1	0	130.0	160	88	84	20	3	53	6	82	4	1
	Wichita	0	1	11.12	3	2	0	0	1	0	5.2	10	8	7	3	0	4	0	7	2	0
2008	COLORADO	10	8	4.92	28	23	0	0	0	0	130.0	128	77	71	13	7	62	3	128	14	1
	Omaha	3	0	1.64	4	4	0	0	0	0	22.0	18	4	4	0	0	7	0	23	0	0
2009	COLORADO	16	9	4.38	33	32	0	0	0	0	185.0	172	95	90	20	9	83	3	193	12	1
2010	Colo. Springs	1	2	5.52	3	3	0	0	0	0	14.2	17	10	9	1	0	4	0	15	0	0
	COLORADO	8	7	4.22	20	20	0	0	0	0	121.2	105	62	57	15	5	55	4	113	9	1
2011	COLORADO	5	2	3.51	10	10	1	0	0	0	59.0	48	25	23	4	2	22	0	52	6	1
	Major League Totals	54	49	4.90	188	126	1	0	18	0	769.2	771	449	419	88	29	381	21	682	60	6
	Minor League Totals	29	29	3.80	167	87	1	1	34	8	532.2	504	268	225	40	27	217	3	492	43	6
	Mexican League Totals	3	2	6.28	37	0	0	0	5	1	38.2	38	27	27	2	2	32	1	60	6	1

DE LA ROSA

**WORLD BASEBALL CLASSIC RECORD**

Year	Team	W	L	ERA	G	GS	CG	SHO	GF	SV	IP	H	R	ER	HR	HB	BB	IBB	SO	WP	BK
2006	Mexico	0	0	0.00	3	0	0	0	0	0	3.1	2	0	0	0	1	2	0	3	0	0

**CAREER BATTING**

Year	Team	AVG	G	AB	R	H	TB	2B	3B	HR	RBI	SH	SF	HB	BB	IBB	SO	SB	CS	GDP	SLG	OBP
2008	COLORADO	.150	28	40	2	6	6	0	0	0	6	4	1	0	0	0	14	0	0	0	.150	.146
2009	COLORADO	.123	32	57	3	7	9	2	0	0	3	5	0	0	1	0	30	0	0	0	.158	.138
2010	COLORADO	.171	20	41	3	7	9	2	0	0	4	3	0	0	0	0	15	0	0	1	.220	.391
2011	COLORADO	.238	10	21	1	5	5	0	0	3	3	2	0	0	0	0	10	0	0	0	.238	.238
Totals		.143	150	175	9	25	29	4	0	0	16	15	1	0	1	0	80	0	0	1	.166	.147

**CAREER TRANSACTIONS**

- 1998: Signed by Arizona as a non-drafted free agent on 3/20.
- 2000: Contract purchased by Monterrey of the Mexican League.
- 2001: Contract purchased by Boston on 1/22.
- 2002: Optioned to Pawtucket, 3/13...recalled from Trenton, 9/27.
- 2003: Optioned to Pawtucket, 3/10...recalled from Pawtucket, 9/19...acquired by Arizona along with RHP Casey Fossum, RHP Brandon Lyon and OF Mike Goss in exchange for RHP Curt Schilling on 11/28; was designated for assignment and traded from Arizona to Milwaukee along with C Chad Moeller, INF Craig Counsell, INF Lyle Overbay, INF Junior Spivey and RHP Chris Capuano in exchange for INF Richie Sexson, RHP Shane Nance and OF Noochie Varner on 12/1.
- 2004: Optioned to Indianapolis, 3/19...recalled from Indianapolis, 8/13...optioned to Indianapolis, 8/15...recalled from Indianapolis, 9/3.
- 2006: On the 15-day disabled list, 6/10-7/25 with blisters on his throwing hand; included rehab assignment at Huntsville, 6/29-7/25...acquired by Kansas City in exchange for INF Tony Graffanino on 7/25.
- 2007: On disabled list, 8/1-9/11 with left elbow strain; included rehab assignment at Wichita, 8/22-9/4.
- 2008: Designated for assignment, 3/26...outrighted to minors, 4/2...acquired by Colorado in exchange for a player to be named later or cash considerations on 4/30 (RHP Ramon Ramirez)...contract purchased from Colorado Springs, 5/3 for remainder of season.
- 2010: On 15-day disabled list, 4/27-7/9 with torn left middle finger tendon; included rehab assignment in Colorado Springs, 6/23-7/9...resigned by Colorado to a 2-year contract, 12/5.
- 2011: Placed on 15-day disabled list, 5/25...transferred to 60-day disabled list for the remainder of the season, 6/8.

**CAREER FIELDING**

PITCHER	PCT	G-GS	PO	A	E	TC	DP
Career Totals	.931	188-126	32	90	9	131	6



**71 STEPHEN DODSON RHP****Ht:** 6-5**Wt:** 200**B/T:** R/R**Age:** 26/27**Born:** Aug. 29, 1985 in Chattanooga, TN**Residence:** Atlanta, GA**Major League Service:** 0.000**Contract:** Through 2012**Obtained:** Selected in the 10th round of the 2008 Draft out of Georgia**COLORADO****HIGHLIGHTS**

The 26-year-old right-hander will join the Rockies in Major League Spring Training for the first time in his career in 2012...**posted a career-best mark of 10 wins in 2011 with Double-A Tulsa**...has made three stops in each of his three seasons in professional baseball...**has a career mark of 7.6 strikeouts per 9.0 (148 K, 173.2 ip) innings in his career**...was named to the Texas League Mid-Season All-Star team in 2011 after going 6-1, 4.46 ERA in 23 first-half relief appearances...Dodson was originally selected by the Rockies in the 10th round of the 2008 Draft out of Georgia...**he was previously selected by Kansas City in the 18th round of the 2007 Draft but did not sign.**

**2011**

- Made his third stop in each of the last three years, making the jump from High-A Modesto to Double-A Tulsa.
- Was named to the Texas League Mid-Season All-Star team after going 6-1 with a 4.46 ERA (34.1 ip, 17 er) with 24 strikeouts and 14 walks in 23 relief outings in the first half of the season.
- His 10 wins were the second-most among all Drillers behind Rob Scahill's 12 wins.
- Held opponents to a .242 batting average against, including .235 against lefties and .247 against righties.
- Recorded his first career saves, notching two in 2011 with the Drillers...also finished 10 games for Tulsa.

**2010:** Played the entire season for High-A Modesto where he set career highs in appearances, starts, innings, strikeouts and games finished...made his first career start 6/19 in a no-decision...had the most innings pitched among relievers and finished second among all Nuts with 46 appearances.

**2009:** Saw his first professional action in 2009, spending the season with Low-A Asheville as a reliever...went 7-1, 2.45 (40.1 ip, 11 er) in 25 games...struckout 43 while walking just 14 batters on the season...went 6-1, 1.32 (27.1 ip, 4 er) following the South Atlantic League All-Star break.

**2008:** Did not play in 2008.

**COLLEGE:** Was a Second-Team All-SEC selection, made 18 appearances overall and 15 starts for the SEC Champions that advanced to the College World Series Finals and ended with a number two final national ranking...posted a 5-5 mark, 4.52 ERA in 95.2 innings pitched with only 15 walks and 50 strikeouts...starter during the regular season and moved to the bullpen in the NCAA Super Regionals and CWS...was sharp in lone relief appearance against No. 15 N.C. State in the Super Regional (3.1 IP, 0 R)...notched win over No. 12 Oregon State in front of 10,170 fans at PGE Park on March 1 (5 IP, 3R)...tossed six shutout innings in 8-2 win over Memphis with no walks and 4K on March 8...went 3-1, 3.98 ERA in SEC action...made two relief appearances at the College World Series, going 0-1, 9.64 ERA in 4.2 innings while allowing five runs on six hits, two walks and two strikeouts.

**PERSONAL:** Signed on July 7, 2008 by Rockies scout Alan Matthews...married to wife Katie in 2009, who was a four-time NCAA gymnastics champion and the all-time points leader in Georgia Gym Dogs history...the couple had their first child, Charlie, 9/25/09...was originally selected by Kansas City in the 18th round of the 2007 Draft but did not sign.

**DODSON'S CAREER RECORD**

Year	Team	W	L	ERA	G	GS	CG	SHO	GF	SV	IP	H	R	ER	HR	HB	BB	IBB	SO	WP	BK
2008																					
- DID NOT PLAY -																					
2009	Asheville	7	1	2.45	25	0	0	0	6	0	40.1	36	12	11	2	0	14	0	43	7	0
2010	Modesto	3	2	4.69	46	1	0	0	12	0	71.0	71	45	37	5	2	27	0	55	6	0
2011	Tulsa	10	2	3.47	42	0	0	0	10	2	62.1	56	25	24	7	2	24	1	48	7	0
<b>Minor League Totals</b>		<b>20</b>	<b>5</b>	<b>3.73</b>	<b>113</b>	<b>1</b>	<b>0</b>	<b>0</b>	<b>28</b>	<b>2</b>	<b>173.2</b>	<b>163</b>	<b>82</b>	<b>72</b>	<b>14</b>	<b>4</b>	<b>65</b>	<b>1</b>	<b>146</b>	<b>20</b>	<b>0</b>



# 47 MIKE EKSTROM RHP

Ht: 6-0

Wt: 190

B/T: R/R

Age: 28/29

Born: Aug. 3, 1983 in Portland, OR

Residence: Happy Valley, OR

Major League Service: 0.130

Contract: Through 2012

Obtained: Signed as a Minor League free agent on December 16, 2011

# COLORADO

## HIGHLIGHTS

**Will be making his third appearance on a Major League Spring Training roster**, having spent the past two Spring Trainings with the Tampa Bay Rays...has seen time in the Majors in each of the last four seasons (San Diego - 2008-09; Tampa Bay - 2010-11)...**has a career Major League record of 0-3 with a 5.36 ERA (45.1 ip, 27 er) in 36 career relief outings**...played college ball at Oregon State University but **transferred to Point Loma Nazarene University (CA) for his junior year and led PLNU to the NAIA College World Series**...that same season, **Ekstrom set the PLNU single-season record for wins, notching 12 on the season.**

## CAREER

- The right-hander has seen time in the Majors in each of the last four seasons (San Diego - 2008-09; Tampa Bay - 2010-11)...has a career Major League record of 0-3 with a 5.36 ERA (45.1 ip, 27 er) in 36 career relief outings...all but six of his 36 career appearances have been at least 1.0 inning.
- Has 12 scoreless appearances in the Majors dating back to 4/21/10 at CWS...over those 12 outings has allowed just eight hits (8-for-47, .170) and walked four batters compared to striking out nine.

## 2011

- Made his second-straight Major League Spring Training appearance with the Tampa Bay Rays...went 0-2 with a 10.13 ERA (8.0 ip, 9 er) in seven appearances during Spring Training before being optioned on 3/22.
- Began the season with Triple-A Durham as one of the Bulls' late-inning relievers...appeared in the third-most games among all Bulls...his five holds were second on the team and his 20 games finished were tied for second-most on the Bulls...in addition, his five saves were the fifth-most on the team and his six wins were tied for third-most.
- In 46 appearances for Triple-A Durham he finished with a record of 6-4 and an ERA of 4.35 (68.1 ip, 33 er) while saving five of his seven opportunities on the season...19 of his 46 appearances were 2.0-plus outings...in those 19 outings he went 5-0 with one save and an ERA of 2.03 (40.0 ip, 9 er) while striking out 38 compared to walking just 11.
- Earned saves in three straight games over a five-day span with Durham, 5/27-31...over those three games allowed just two hits, no runs and struckout three in 4.0 innings.
- Had his contract selected to the Major League club on 7/28 and made his first and only appearance of the season with the Rays on 7/31 at SEA...tossed a scoreless inning allowing just one hit and striking out one in the final inning of play.
- Finished the season with Durham after being optioned following his only outing with Tampa Bay...finished the season tossing 15.2 innings over 10 outings, allowing runs in four of the 10 appearances.

**2010:** Made his first Opening Day roster, his first of four stints during the season with the Rays after being claimed off waivers from the Padres 2/3...spent the rest of the season at Triple-A Durham...was on the active roster from 4/6-27, 4/9-24, 9/8-13 and 9/19 through season's end...made 15 relief appearances, compiling a 3.31 ERA (16.1 ip, 6 er)...did not allow a run over his last 11 appearances with the Rays...totaled 13.0 ip, 7 hits, 4 walks and 8 strikeouts in this stretch and all 7 hits allowed were singles...prior to the scoreless stretch, allowed 6 runs in 3.1 innings over his first four appearances (4/8-18), allowing five hits and five walks...his longest outing was 4/21 at CWS, when he threw 2.0 scoreless innings in relief of Wade Davis in a 12-0 victory...went 6-1 for Durham with a 2.79 ERA in 39 games/1 start...allowed only one earned run over his first 15 appearances (22.0 ip), resulting in a 0.41 ERA through 6/7...16 of his 38 relief appearances for Durham were 2.0 or more innings...in Spring Training, beat out Joaquin Benoit and Dale Thayer for the final spot in the bullpen after going 3-0 with a 7.43 ERA (13.1 ip, 17 hits, 11 runs) over a team-high nine appearances/one start...his three wins tied the Rays all-time spring record.

**2009:** Made 12 relief appearances over two stints with the Padres...was selected from Triple-A Portland on 6/16 and made his season debut that day vs. SEA...optioned back to Portland four days later after a pair of outings...recalled 7/6 and made 10 appearances over a five-week span before being optioned again on 8/13...worked a career-high 3.0 score-

## 2011

## HIGHS AND LOWS

## CAREER

1, July 31 at SEA	Strikeouts	5, July 10, 2009 at SF
1, July 31 at SEA	Hits	5, July 25, 2009 at WAS
None	Runs	3, 6x, last: April 8, 2010 vs. BAL
None	Earned Runs	3, 5x, last: April 8, 2010 vs. BAL
None	Home Runs	1, 5x, last: July 30, 2009 at CIN
None	Walks	4, April 10, 2010 vs. NYY
1.0, July 31 at SEA	Innings (Reliever)	3.0, July 10, 2009 at SF
1.0, July 31 at SEA	Scoreless Inning Streak	14.0, April 21, 2010-Current
None	Win Streak	None
None	Losing Streak	3, September 24, 2008-Current

**EKSTROM CONTINUED**

less innings 7/10 at SF, with a career-high five strikeouts...went 4-2 with a 1.73 ERA in 42 appearances/one start for Portland...held opponents to a .202 (44-for-218) batting average...allowed five runs in his lone start (2.0 ip)...had a 1.04 ERA (60.1 ip, 7 er) in his 41 relief appearances...named to the Triple-A All-Star Team...did not participate due to his promotion to San Diego.

**2008:** Made his Major League debut with the Padres while adjusting to a bullpen role...was recalled in September, making the jump from Double-A San Antonio, and finished with eight relief appearances for the big league club...made his big league debut 9/10 vs. LAD with 2.0 hitless innings...appeared in 41 games (15 starts) for the Missions...went 11-8 with a 4.58 ERA (108.0 ip, 55 er)...ranked second in the Texas League in wins...was 7-3 with a save and a 2.57 ERA (42.0, 12 er) in 26 relief appearances with San Antonio.

**MINOR LEAGUES 2007:** Pitched the entire 2007 season for San Antonio...rated as having the Best Control in the Padres system according to *Baseball America's* 2007 Best Tools survey...took a no-hitter into the 7th inning of Game 4 of the Texas League finals to lead the Missions to the title over Springfield...tied Cesar Ramos for the team lead with 27 starts...also tied for third in the Texas League...**2006:** Named the Padres Minor League Pitcher of the Year in 2006 after posting a 10-11 record with 4 complete games, 2 shutouts and a 3.08 ERA (166.2 ip, 57 er) in 28 starts between Class-A Lake Elsinore and Double-A Mobile...ranked among organization leaders in wins (tied for 2nd), ERA (3rd) and strikeouts (5th)...earned California League Mid-season All-Star honors with Lake Elsinore...**2005:** In his first full professional season he posted a 13-6 record and 3.70 ERA (167.2 ip, 69 er) in 28 starts for Class-A Fort Wayne...named to the Midwest League Mid-season All-Star Team...ranked among Midwest League leaders in starts (tied for 1st), shutouts (tied for 1st), innings pitched (2nd) and wins (3rd)...shared the organization lead in victories while ranking fourth in strikeouts (112)...**2004:** Made his professional debut at Short-A Eugene, going 3-1 with a 3.69 ERA (39.0 ip, 16 er)...one of six Emeralds named to the Northwest League Mid-season All-Star Team...made 3 starts for Fort Wayne at season's end.

**PERSONAL:** Mike was a talented skier in high school, winning the Oregon state slalom title his senior year...he grew up on a tree farm in Gresham, OR...his parents and siblings still operate the family business, growing trees used for landscaping...graduated from Sam Barlow (OR) High School...played baseball at Oregon State University...transferred to Point Loma Nazarene University (CA) for his junior year...was named Conference Player of the Year and led PLNU to the NAIA College World Series...also owns the school's record for wins in a season when he won 12 games in 2004...originally selected by San Diego in the 12th round of the 2004 First-Year Player Draft...signed by Padres scout Tim McWilliam.

**EKSTROM'S CAREER RECORD**

Year	Team	W	L	ERA	G	GS	CG	SHO	GF	SV	IP	H	R	ER	HR	HB	BB	IBB	SO	WP	BK
2004	Eugene	3	1	3.69	12	7	0	0	1	0	39.0	38	18	16	1	4	10	0	42	2	0
	Fort Wayne	0	2	8.16	3	3	0	0	0	0	14.1	21	15	13	1	0	3	0	10	3	0
2005	Fort Wayne	13	6	3.70	28	28	1	1	0	0	167.2	167	76	69	11	5	36	0	112	4	0
2006	Lake Elsinore	7	4	2.30	14	14	1	1	0	0	82.1	76	32	21	2	7	21	0	68	3	0
	Mobile	3	7	3.84	14	14	3	1	0	0	84.1	87	46	36	2	2	19	3	49	5	0
2007	San Antonio	7	10	4.76	27	27	0	0	0	0	143.2	183	85	76	6	5	47	0	98	8	0
2008	San Antonio	11	8	4.58	41	15	0	0	10	1	108.0	137	68	55	14	8	34	2	101	4	0
	SAN DIEGO	0	2	7.45	8	0	0	0	1	0	9.2	14	8	8	2	0	7	1	6	0	0
2009	SAN DIEGO	0	0	6.38	12	0	0	0	5	0	18.1	21	14	13	3	1	8	0	19	2	0
	Portland	4	2	1.73	42	1	0	0	7	0	62.1	44	12	12	2	1	16	0	43	2	0
2010	Durham	6	1	2.79	39	1	0	0	11	1	58.0	55	21	18	5	2	19	1	48	2	0
	TAMPA BAY	0	1	3.31	15	0	0	0	10	0	16.1	12	6	6	0	2	9	1	10	1	0
2011	Durham	6	4	4.35	46	1	0	0	20	5	68.1	75	37	33	5	1	29	2	65	4	0
	TAMPA BAY	0	0	0.00	1	0	0	0	1	0	1.0	1	0	0	0	0	0	0	1	0	0
<b>Major League Totals</b>		<b>0</b>	<b>3</b>	<b>5.36</b>	<b>36</b>	<b>0</b>	<b>0</b>	<b>0</b>	<b>17</b>	<b>0</b>	<b>45.1</b>	<b>48</b>	<b>28</b>	<b>27</b>	<b>5</b>	<b>3</b>	<b>24</b>	<b>2</b>	<b>36</b>	<b>3</b>	<b>0</b>
<b>Minor League Totals</b>		<b>60</b>	<b>45</b>	<b>3.79</b>	<b>266</b>	<b>111</b>	<b>5</b>	<b>3</b>	<b>49</b>	<b>7</b>	<b>828.0</b>	<b>883</b>	<b>410</b>	<b>349</b>	<b>49</b>	<b>35</b>	<b>234</b>	<b>8</b>	<b>636</b>	<b>37</b>	<b>0</b>

**CAREER TRANSACTIONS**

- 2008: Contract selected from Minors, 9/6.
- 2009: Optioned to Minors, 3/17...designated for assignment, 4/28...outrighted to Minors, 4/30...had contract selected from Minors, 6/16...optioned to Minors, 6/20...recalled from Minors, 7/6...optioned to Minors, 8/12...recalled from Minors, 9/24.
- 2010: Designated for assignment by San Diego, 1/26...claimed off waivers by Tampa Bay, 2/3...optioned to Triple-A Durham, 4/26...recalled, 8/9...optioned, 8/23...recalled, 9/7...optioned, 9/13...recalled 9/19.
- 2011: Optioned to Triple-A Durham, 3/22...designated for assignment, 4/3...outrighted to Minors, 4/6...contract selected from Minors, 7/28...optioned, 7/31...designated for assignment, 9/11...outrighted to Minors, 9/14...refused Minor League assignment becoming a free agent, 9/15...signed as a Minor League free agent by Colorado, 12/16.

**CAREER BATTING**

Year	Team	AVG	G	AB	R	H	TB	2B	3B	HR	RBI	SH	SF	HB	BB	IBB	SO	CS	SB	GDP	SLG	OBP
2010	TAMPA BAY	.000	8	1	0	0	0	0	0	0	0	0	0	0	0	0	1	0	0	0	.000	.000
2011	TAMPA BAY	.000	12	1	0	0	0	0	0	0	0	1	0	0	0	0	0	0	0	0	.000	.000
<b>Totals</b>		<b>.000</b>	<b>20</b>	<b>2</b>	<b>0</b>	<b>0</b>	<b>0</b>	<b>0</b>	<b>0</b>	<b>0</b>	<b>0</b>	<b>1</b>	<b>0</b>	<b>0</b>	<b>0</b>	<b>0</b>	<b>1</b>	<b>0</b>	<b>0</b>	<b>0</b>	<b>.000</b>	<b>.000</b>

**CAREER FIELDING**

PITCHER	PCT	G-GS	PO	A	E	TC	DP
<b>Totals</b>	<b>1.000</b>	<b>36-0</b>	<b>3</b>	<b>3</b>	<b>0</b>	<b>6</b>	<b>0</b>



# 61 EDGMER ESCALONA RHP

**Ht:** 6-4      **Wt:** 235      **B/T:** R/R      **Age:** 25/26  
**Born:** Oct. 6, 1986 in La Guaira, VZ      **Residence:** La Guaira, VZ  
**Major League Service:** 0.089      **Contract:** Through 2012  
**Obtained:** Signed as non-drafted free agent on September 8, 2004

## COLORADO

### HIGHLIGHTS

25-year-old is participating in his third Major League camp in 2012...**has allowed runs in just four of his 19 MLB appearance, while all but one outing has been at least 1.0 ip...**made Major League debut 9/10/10 vs. ARI in a hitless 1.0 inning outing...added to the Rockies 40-man roster for the first time in December of 2010 for protection from the Rule 5 draft...**rated as the Rockies 27th-best prospect prior to the 2011 season by Baseball America...**pitched as a set-up man at both Single-A Modesto and Double-A Tulsa in 2009, a combined 2.47 ERA between the two stops...has pitched at four levels in the Rockies system in the past three seasons.

### CAREER

- In his career has allowed runs in just four of his 19 appearances...additionally, all but one of his 19 appearances have been at least 1.0 inning.
- Opponents have batted just .188 (21-for-112) in his 19 Major League appearances.
- In his first five Major League appearances in 2010, held opponents to a .190 (4-for-21) average, and held opponents to a .187 average (17-for-91) in 2011.

### 2011

- Began the 2011 season with Triple-A Colorado Springs where he was used in late-inning relief.
- Was recalled by the Rockies for a spot relief outing 7/1 vs. KC...allowed just one hit in 1.0 inning in that appearance.
- Spent the rest of the season at Colorado Springs where he finished with a 3-1 record and a 3.18 ERA (39.2 ip, 14 er) in 34 appearances...struckout 40 compared to walking 11 and held opponents to a .241 batting average...the .241 opponent average was the lowest among all Sky Sox pitchers...his 1.16 WHIP was the fewest among all Sky Sox pitchers.
- Prior to his second recall in late July, he recorded six straight scoreless outings for the Sky Sox, allowing just three hits and one walk while striking out six over 10.0 innings.
- Made his second appearance on the Rockies after being recalled 7/31...made two scoreless appearances 7/31 and 8/2 before allowing five runs on 11 hits over four outings from 8/5-19...was placed on the 15-day DL 8/23 with a strained right rotator cuff...missed 14 games while the Rockies went 6-8 in those 14 games while he was on the DL.
- Came off the DL 9/9 and made his first appearance that night vs. CIN, allowed just one hit in 1.0 ip and struckout one.
- In his final seven outings after being reinstated from the disabled list would allow just three hits and two walks (both intentional) and struckout five over 8.0 innings for his career-high scoreless inning streak.
- Over his final four outings, Escalona allowed just one base runner, an intentional walk, over 5.0 innings...he struckout four batters over those 5.0 innings and lowered his season ERA from 2.18 to 1.75.

**2010:** Made his Major League debut with 1.0 inning outing 9/10 vs. ARI getting three fly outs on just eight pitches...finished three of the four games he pitched in...also allowed just one run in his four outings after being recalled 8/27...held opponents to a .190 (4-for-21) average in his five appearances...tossed at least 1.0 inning in each outing...was rated by *Baseball America* as the 27th-best prospect in the Rockies system following the season.

**2009:** Began his season with Single-A Modesto, working as the club's primary set-up man from the beginning of the season to mid-June, when he was transferred to Double-A Tulsa...had 34 strikeouts and just 9 walks in his 28 games with Modesto...after the promotion to Tulsa in June, took over as a top set-up man in the bullpen...went 1-2 with 4 saves and a 2.45 ERA (36.2 ip, 10 er) in 31 games for the Drillers...also recorded 32 strikeouts and just 11 walks in 31 games...did not allow a run in his first eight appearances with the Drillers following his promotion...on the season he recorded 66 strikeouts in 69.1 ip, while issuing just 18 walks...opponents hit just .221 (58-for-263) against him on the season...following the season was added to the Rockies 40-man roster for the first time...rated as the Rockies 20th-best prospect in the organization by *Baseball America*, the first time in which the publication has ranked him a top 30 prospect.

**2008:** In his first full professional season he spent the entire season with Single-A Asheville...was one of five Tourists

### 2011

### HIGHS AND LOWS

### CAREER

5, August 19 vs. LAD	Strikeouts	5, August 19, 2011 vs. LAD
7, August 5 vs. WAS	Hits	7, August 5, 2011 vs. WAS
2, August 5 vs. WAS	Runs	2, August 5, 2011 vs. WAS
7, August 5 vs. WAS	Earned Runs	7, August 5, 2011 vs. WAS
1, 3x, last: August 5 vs. WAS	Home Runs	1, 3x, last: August 5, 2011 vs. WAS
1, 7x, last: September 24 at HOU	Walks	2, 2x, last: September 30, 2011 at STL
4.1, August 5 vs. WAS	Innings (Reliever)	4.1, August 5, 2011 vs. WAS
8.0, September 9-September 24	Scoreless Inning Streak	8.1, September 29, 2010-August 2, 2011
None	Win Streak	None
None	Losing Streak	None

**ESCALONA CONTINUED**

relievers to post a sub-3.50 ERA (3.22)...his 44 appearances were third-most on the team...allowed just 2 earned runs over a 2 month/18 game stretch from May-June (27.2 ip).

**2007:** Went 1-1 with one save and a 4.05 ERA in his first season with Rookie Level Casper...made 18 relief appearances, fourth-most on the team...allowed earned runs in 4 of his 18 appearances, including a season high 6 earned 7/25 at Helena...did not allow an earned run over final 6 appearances (14.2 ip).

**2006:** Spent second straight season in Colorado's Dominican Summer League, going 0-2, 7.11 (19.0 ip, 15 er) in 14 games...tossed more than 1.0 inning in 8 outings and held the opposition scoreless 7 times.

**2005:** In first season in DSL, went 2-2 with team-best 1.64 ERA (38.1 ip, 7 er) in 20 relief appearances.

**PERSONAL:** Signed by Rockies scouts Rolando Fernandez, Orlando Medina and Frank Cartaya.

**ESCALONA'S CAREER RECORD**

Year	Team	W	L	ERA	G	GS	CG	SHO	GF	SV	IP	H	R	ER	HR	HB	BB	IBB	SO	WP	BK
2005	DSL Rockies	2	2	1.64	20	0	0	0	8	2	38.1	28	9	7	1	3	9	1	13	2	0
2006	DSL Rockies	0	2	7.11	14	0	0	0	3	0	19.0	22	15	15	1	3	11	0	17	1	0
2007	Casper	1	1	4.05	18	0	0	0	8	1	26.2	22	17	12	1	1	13	1	20	3	0
2008	Asheville	6	2	3.22	44	0	0	0	17	1	78.1	71	32	28	9	6	18	0	79	5	1
2009	Modesto	2	0	2.48	28	0	0	0	7	0	32.2	25	10	9	3	2	7	0	34	3	0
	Tulsa	1	2	2.45	31	0	0	0	15	4	36.2	33	12	10	5	3	11	0	32	1	0
2010	Colo. Springs	3	5	6.00	57	0	0	0	18	1	69.0	66	47	46	17	4	4	2	2	1	0
	<b>COLORADO</b>	<b>0</b>	<b>0</b>	<b>1.50</b>	<b>5</b>	<b>0</b>	<b>0</b>	<b>0</b>	<b>2</b>	<b>0</b>	<b>6.0</b>	<b>4</b>	<b>1</b>	<b>1</b>	<b>0</b>	<b>0</b>	<b>4</b>	<b>2</b>	<b>2</b>	<b>1</b>	<b>0</b>
2011	Colo. Springs	3	1	3.18	34	0	0	0	11	1	39.2	35	14	14	4	3	11	1	40	5	1
	<b>COLORADO</b>	<b>0</b>	<b>0</b>	<b>1.75</b>	<b>14</b>	<b>0</b>	<b>0</b>	<b>0</b>	<b>5</b>	<b>0</b>	<b>25.2</b>	<b>17</b>	<b>5</b>	<b>5</b>	<b>3</b>	<b>0</b>	<b>7</b>	<b>2</b>	<b>14</b>	<b>0</b>	<b>0</b>
<b>Major League Totals</b>		<b>0</b>	<b>0</b>	<b>1.71</b>	<b>19</b>	<b>0</b>	<b>0</b>	<b>0</b>	<b>7</b>	<b>0</b>	<b>31.2</b>	<b>21</b>	<b>6</b>	<b>6</b>	<b>3</b>	<b>0</b>	<b>11</b>	<b>4</b>	<b>16</b>	<b>1</b>	<b>0</b>
<b>Minor League Totals</b>		<b>18</b>	<b>15</b>	<b>3.73</b>	<b>246</b>	<b>0</b>	<b>0</b>	<b>0</b>	<b>87</b>	<b>10</b>	<b>340.1</b>	<b>302</b>	<b>156</b>	<b>141</b>	<b>41</b>	<b>25</b>	<b>112</b>	<b>6</b>	<b>309</b>	<b>26</b>	<b>6</b>

**CAREER TRANSACTIONS**

- 2009: Contract selected from Double-A Tulsa, 11/20.
- 2010: Optioned to Triple-A Colorado Springs, 3/15...recalled from Triple-A Colorado Springs, 9/7.
- 2011: Optioned to Triple-A Colorado Springs, 3/14...recalled from Triple-A Colorado Springs, 7/1...optioned to Triple-A, 7/2...recalled from Triple-A, 7/31...placed on 15-day disabled list with strained right rotator cuff, 8/23...removed from 15-day DL, 9/9.

**CAREER BATTING**

Year	Team	AVG	G	AB	R	H	TB	2B	3B	HR	RBI	SH	SF	HB	BB	IBB	SO	SB	CS	GDP	SLG	OBP
2011	COLORADO	.000	14	3	0	0	0	0	0	0	0	0	0	0	0	0	3	0	0	0	.000	.000
<b>Totals</b>		<b>.000</b>	<b>19</b>	<b>3</b>	<b>0</b>	<b>0</b>	<b>0</b>	<b>0</b>	<b>0</b>	<b>0</b>	<b>0</b>	<b>0</b>	<b>0</b>	<b>0</b>	<b>0</b>	<b>0</b>	<b>3</b>	<b>0</b>	<b>0</b>	<b>0</b>	<b>.000</b>	<b>.000</b>

**CAREER FIELDING**

PITCHER	PCT	G-GS	PO	A	E	TC	DP
<b>Totals</b>	<b>1.000</b>	<b>19-0</b>	<b>2</b>	<b>4</b>	<b>0</b>	<b>6</b>	<b>1</b>

**ROCKIES SNOW / RAINOUTS (50)**

\*NLDS playoff game

Date	Opponent	Cause	Date	Opponent	Cause	Date	Opponent	Cause
4/12/93	NEW YORK	rain	8/17/98	at New York-NL	rain	4/27/05	FLORIDA	snow
9/13/93	HOUSTON	snow	4/11/99	at Los Angeles	rain	4/28/05	FLORIDA (DH)	snow
4/10/94	at Pittsburgh	rain	4/14/99	SAN DIEGO	snow	7/27/07	LOS ANGELES-NL	rain
4/30/94	at Chicago	rain	4/16/99	ATLANTA	snow	4/10/08	ATLANTA	snow
4/1/96	at Philadelphia	rain	4/15/00	ST. LOUIS	snow	8/6/08	WASHINGTON	rain
4/13/96	NEW YORK-NL	snow	4/24/00	at St. Louis	rain	7/29/09	at New York-NL	rain
5/15/96	at Cincinnati	rain	5/7/00	at San Francisco	rain	8/15/09	at Florida	rain
5/26/96	CINCINNATI	rain	5/18/00	at New York-NL	rain	10/10/09	PHILADELPHIA*	snow
4/10/97	CINCINNATI	snow	6/16/00	ARIZONA	rain	4/23/10	FLORIDA	rain
4/11/97	MONTREAL	snow	7/16/00	OAKLAND	rain	5/11/10	PHILADELPHIA	rain
6/6/97	FLORIDA	rain	6/13/01	SEATTLE	rain	5/12/10	PHILADELPHIA	rain
7/18/97	at Chicago	rain	5/7/03	at Atlanta	rain	5/14/10	WASHINGTON	rain
9/4/97	ST. LOUIS	rain	6/6/03	KANSAS CITY	rain	4/3/11	ARIZONA	rain
4/15/98	LOS ANGELES	rain	4/30/04	ATLANTA	snow	4/12/11	at New York-NL	rain
4/17/98	ATLANTA	snow	5/12/04	PITTSBURGH	rain	4/27/11	at Chicago-NL	rain
5/1/98	at New York-NL	rain	8/18/04	NEW YORK-NL	rain	5/11/11	NEW YORK-NL	rain
7/22/98	CINCINNATI	rain	9/21/04	ARIZONA	rain			



# 14 TOMMY FIELD INF

Ht: 5-9      Wt: 175      B/T: R/R      Age: 25  
 Born: February, 22, 1987 in Austin, TX      Residence: Hewitt, TX  
 Major League Service: 0.018      Contract: Through 2012  
 Obtained: Released in the 24th round of the 2008 Draft out of Texas State

## COLORADO

### HIGHLIGHTS

Made his Major League debut on 9/11/11 vs. CIN after being selected to Major League roster straight from Double-A...**notched first MLB hit with single off Shaun Marcum 9/14/11 at MIL...**had career-high 4 hits and 3 RBI on 9/25/11 at HOU...**named to Texas League Postseason All-Star team in 2011 after hitting .271 with 22 doubles, 17 home runs and 61 RBI for the Drillers...**had a breakout 2010 season at High-A Modesto, where he was the club's regular shortstop...led Modesto in home runs (15) and walks (66) while setting career bests in nearly every offensive category...played in the Arizona Fall League following 2010 season.

#### 2011

- Made his Major League debut on 9/11 after spending the entire Double-A season with Tulsa.
- Hit .271 (13-for-48) with 3 RBI and 4 runs in 16 games for the Rockies in September as shortstop Troy Tulowitzki was sidelined with injury.
- Collected first career MLB hit with single to right field 9/14 at MIL (off Marcum)...collected his first multi-hit game on 9/15 vs. SF where he went 2-for-4 with a run...had his best game of the season when he went 4-for-5 with 3 RBI and 2 runs scored 9/25 at HOU...Field collected four multi-hit games in his 16 games.
- Hit .271 (128-for-472) with 22 doubles, 3 triples, 17 home runs, 61 RBI, 77 runs and 9 stolen bases in 134 games for the Drillers as the everyday second baseman.
- Was one of three Drillers named to the Texas League Postseason All-Star team (also Wheeler and Rosario).
- Field finished the season at Double-A playing in the fourth-most games (134) among all Texas Leaguers.
- His 22 doubles, 17 home runs, 128 hits, 472 at-bats and 134 games all set individual Minor League career-highs.

**2010:** Spent the entire season at Single-A Modesto as the club's regular shortstop...was his most productive offensive season to date, as he set career highs in games (124), average (.284), at-bats (440), runs (84), hits (125), doubles (21), triples (7), home runs (15), RBI (72), walks (66), strikeouts (114), stolen bases (16), slugging percentage (.466) and OPS (.863)...batted in every spot of the Nuts' lineup, though he saw the majority of his time in the top-five spots in the club's order...saw the majority of his success at the top of the order...he batted a combined .316 (55-for-174) in the top-two spots, including .396 (21-for-53) in 15 games as the No. 2 hitter...batted .293 (36-for-123) with 10 extra-base hits and 54 RBI with runners in scoring position...was at his best with the bases loaded, batting .714 (5-for-7) with 2 doubles, 2 grand slams and 19 RBI...all 121 of his starts came as Modesto's shortstop, where he led all Nuts infielders with 324 assists and 505 total chances...committed a team high 27 errors and finished with a .947 fielding percentage...finished the season in the Arizona Fall League with the Scottsdale Scorpions...hit .209 (14-for-67) with 3 doubles, one home run and 5 RBI in 18 games for the Scorpions.

**2009:** Spent the season with Asheville, splitting time between second base and shortstop...hit .257 (78-for-304) with 42 runs scored in 89 games...hit .306 (48-for-157) prior to the All-Star break, and .204 (30-for-147) after the break.

**2008:** Played his entire first professional season with Tri-City as one of the club's regular infielders...finished tied for second on the club with 5 home runs, and third with 32 RBI...led the Dust Devils with a .403 on-base percentage as he had more walks (42) than strikeouts (34)...hit .280 (21-for-75) in July after hitting .223 (23-for-103) in the seasons' first 2 months.

**PERSONAL:** Signed by Rockies scout Chris Forbes...became the sixth, and second in 2011 (Paul Goldschmidt-ARI), Texas State baseball player to play in the big leagues when he made his Major League debut 9/11/11.

### FIELD'S CAREER RECORD

Year	Team	AVG	G	AB	R	H	2B	3B	HR	RBI	SAC	SF	HBP	BB	IBB	SO	SB	CS	GIDP	OBP	SLG
2008	Tri-City	.247	56	182	34	45	8	2	5	32	1	1	6	42	0	34	10	6	3	.403	.396
2009	Asheville	.257	89	304	42	78	17	0	2	32	5	2	11	26	2	58	8	3	3	.335	.332
2010	Modesto	.284	124	440	84	125	21	7	15	72	9	7	21	66	2	114	16	5	5	.397	.466
2011	Tulsa	.271	134	472	77	128	22	3	17	61	3	4	12	53	1	108	9	4	7	.357	.439
	<b>COLORADO</b>	<b>.271</b>	<b>16</b>	<b>48</b>	<b>4</b>	<b>13</b>	<b>0</b>	<b>0</b>	<b>0</b>	<b>3</b>	<b>0</b>	<b>0</b>	<b>0</b>	<b>3</b>	<b>0</b>	<b>14</b>	<b>0</b>	<b>0</b>	<b>1</b>	<b>.314</b>	<b>.271</b>
	<b>Major League Totals</b>	<b>.271</b>	<b>16</b>	<b>48</b>	<b>4</b>	<b>13</b>	<b>0</b>	<b>0</b>	<b>0</b>	<b>3</b>	<b>0</b>	<b>0</b>	<b>0</b>	<b>3</b>	<b>0</b>	<b>14</b>	<b>0</b>	<b>0</b>	<b>1</b>	<b>.314</b>	<b>.271</b>
	<b>Minor League Totals</b>	<b>.269</b>	<b>403</b>	<b>1398</b>	<b>237</b>	<b>376</b>	<b>68</b>	<b>12</b>	<b>39</b>	<b>197</b>	<b>18</b>	<b>14</b>	<b>50</b>	<b>187</b>	<b>5</b>	<b>314</b>	<b>43</b>	<b>18</b>	<b>18</b>	<b>.372</b>	<b>.418</b>



# 24 DEXTER FOWLER OF

**Ht:** 6-4      **Wt:** 190      **B/T:** S/R      **Age:** 26  
**Born:** March 22, 1986 in Atlanta, GA      **Residence:** Roswell, GA  
**Major League Service:** 2.168      **Contract:** Through 2012  
**Obtained:** Selected in the 14th round of 2004 Draft out of Milton (GA) HS

## COLORADO

### HIGHLIGHTS

Has started 327 games in center field for Colorado since his first full Major League season of 2009, by far the most of any Rockies player...**his 37 extra-base hits following the 2011 All-Star break were the third-most in the NL...**has set the Rockies single-season triples record in each of the last two seasons, with 14 triples in 2010 and 15 in 2011...**his 39 triples since 2009 are tied with Shane Victorino for the most in the Majors...**set Colorado rookie records for stolen bases (27) and walks (67) in 2009...tied modern day (since 1900) rookie record with 5 stolen bases vs. San Diego on April 27, 2009...**named by Baseball America as the top prospect in the Rockies system as well as the organization's best athlete heading into the 2009 season...**notched first career hit off Colorado native Will Ohman on Sept. 10, 2008 at Atlanta...was the starting center fielder during the 2008 All-Star Futures Game at Yankee Stadium...won a bronze medal as a member of Team USA at the 2008 Summer Olympic Games in Beijing, China.

### CAREER

- Enters 2012 having played the most games in center field (378 games) in Rockies franchise history despite being just 26-years-old entering the 2012 season.
- After playing 24 games for Triple-A Colorado Springs in 2011, Fowler returned to the Majors on 7/19/11 and became one of the Rockies most productive players for the remainder of the season...he led Colorado in hits (78), runs (51), doubles (10), triples (10), walks (37), extra-base hits (37) and total bases (135) after the All-Star break in 2011.
- Despite playing in fewer games in 2011 (125) than both 2009 (135) and 2010 (132), Fowler set career-high marks in 2011 for hits (128), doubles (35), triples (15), RBI (45), walks (68), slugging percentage (.432) and OPS (.796).
- Has nearly two identical statistical seasons in 2009 and 2010, playing in nearly the same amount of games (135 in '09, 132 in '10), nearly same amount of at-bats (433 to 439), hits (115 to 114) and batting average (.266 to .260).
- Fowler has set the Rockies single-season triples record in each of the last two seasons, and his 15 in 2010 are the new franchise benchmark for the category...he enters 2012 third on the Rockies all-time triples list with 39...he needs six triples to pass second-place Larry Walker (44) and 11 to pass franchise leader Neifi Perez (49).
- Has collected 192 walks over the past three seasons, which ranks second on the club to Todd Helton (215 walks) during that time span...his .358 on-base percentage since 2009 is the fourth-best mark among Rockies qualifiers, trailing only Helton (.390), Troy Tulowitzki (.376) and Carlos Gonzalez (.366).
- Has started nearly every game of his Major League career in either the first or second spot in the Rockies lineup...has started every single game of his MLB career in center field.
- A 2009 NL Rookie of the Year candidate (finished with one third-place vote), Fowler finished among the rookie league leaders in runs, doubles, triples, extra-base hits, stolen bases and walks.
- Shattered Rox rookie record with 27 stolen bases (ahead of Quinton McCracken, 17 SB in 1996); also finished the first half of the season with 19 doubles, the most ever by a Rox rookie (Matt Holliday had 18 doubles in first half of 2004).
- Switch-hitter has nearly identical career slugging percentage splits from left (.412) and right side (.411) of the plate...is a career .280 hitter from the right side and a .253 hitter from the left side.
- Owns a career .984 fielding percentage in 3,048.1 innings in center field...had a career-best .996 fielding percentage in center field in 2010.
- Started all four games of 2009 NLDS vs. Philadelphia (hit from leadoff spot in Game 1).

### 2011

- Started his third full Major League season as the Rockies starting center fielder...tied his career-high hitting at a .266 (128-for-481) clip with an on-base percentage at .363 (both also in 2009)...added a career-high with 15 triples, 45 RBI, 84 runs, 35 doubles, 68 walks, a .432 slugging percentage, 128 hits and 481 at-bats.

2011	HIGHS AND LOWS	CAREER
3, 7x, last: September 5 vs. ARI	<b>Hits</b>	4, August 13, 2009 vs. PIT
2, September 5 vs. ARI	<b>Home Runs</b>	2, September 5, 2011 vs. ARI
4, August 6 vs. WAS	<b>RBI</b>	4, August 6, 2011 vs. WAS
7, September 7-15	<b>Hit Streak</b>	8, 2x, last: August 2-13, 2009
3, 2x, last: August 17 vs. FLA	<b>Runs</b>	3, 7x, last: August 17, 2011 vs. FLA
2, 2x, last: September 3 at SD	<b>Doubles</b>	3, August 13, 2009 vs. PIT
1, 15x, last: September 4 at SD	<b>Triples</b>	2, 3x, last: August 29, 2010 vs. LAD
10, September 5 vs. ARI	<b>Total Bases</b>	10, September 5, 2011 vs. ARI
3, September 17 vs. SF	<b>Walks</b>	4, July 4, 2010 vs. SF
4, April 20 vs. SF	<b>Strikeouts</b>	4, 4x, last: April 20, 2011 vs. SF
1, 12x, last: September 24 at HOU	<b>Stolen Bases</b>	5, April 27, 2009 vs. SD



- Began the season hitting .238 (50-for-210) with 13 doubles, 5 triples and 18 RBI while striking out 66 times and walking 31 times before being placed on the 15-day disabled list with an abdominal strain...would be removed from the disabled list and optioned to Triple-A Colorado Springs on 6/20.
- In 24 games for the Sky Sox, he hit .237 (23-for-97) with 6 doubles, a triple, 2 home runs and 9 RBI before being recalled back to the Rockies on 7/15, where he would spend the remainder of the season.
- Following his promotion back to the Majors, Fowler finished the season as one of the Rockies most productive hitters, and he led Colorado in several categories from the All-Star break through the end of the season, including: hits (78), runs (51), doubles (10), triples (10), walks (37), extra-base hits (37) and total bases (135).
- Fowler's 10 triples after the 2011 ASB were the most in the Majors, and his 15 triples in 2011 were the third-most in MLB...Fowler's 39 triples since the beginning of 2009 are tied with the Phillies' Shane Victorino for the most in MLB.
- His 37 extra-base hits after the All-Star break were the third-most in the NL.
- Finished the season with one of the highest batting averages with runners in scoring position among Rockies...his .304 (29-for-92) average with RISP fell behind only Gonzalez (.339), Iannetta (.310) and Tulowitzki (.305)...Fowler has combined to bat .317 (53-for-167) with 68 RBI with runners in scoring position over the last two seasons.
- Hit two home runs on 9/5, one from right side of the plate and the other from the left side...Fowler is just the second Rockies player in franchise history to hit a home run from each side of plate (Miles - 4/14/04).
- Set the Rockies franchise record for triples (15) for the second-straight season...his 39 triples are already third on the Rockies all-time list.
- Walked 68 times, which was 15th in the NL and was the second-most among all Rockies (Iannetta - 70)...his 84 runs scored were also the second-most on the Rockies...only Matt Kemp (60) and Ryan Braun (52) had more runs post-ASG in the NL than Fowler's 51.
- In his final 64 games of the season (since 7/19), Fowler reached base safely in 56 of those games, including twice in 40 of the 64...Fowler had a hit in 47 of the 64 games and collected multiple hits in 24 of those 64.

**2010:** In his sophomore season in the Majors with Colorado became the Rockies regular center fielder after the All-Star break after spending nearly a month at Triple-A Colorado Springs from late May to late June...began the season on the Rockies active roster for the second straight season...batted .216 (30-for-139) with nine extra-base hits (5 2B, 3 3B, 1 HR) through the end of May before being optioned to Triple-A on 5/31...spent 27 games with Colorado Springs Sky Sox and hit .340 (36-for-106) with 10 doubles, four triples, two home runs and 13 RBI before being recalled on 6/29...he would spend the remainder of 2010 on the Rockies active roster...hit at least .275 in each of the final three-plus months of the season...hit a season-best .287 (25-for-87) in July...had seven doubles, four triples and two home runs in 26 games during the month of July...would finish the season's second-half batting .280 (70-for-250) with 12 doubles, 7 triples, 4 home runs and 26 RBI in 73 games...led the Majors with his 14 triples in 2010...his 14 triples in 2010 set a new Colorado single-season record, passing the previous record of 11 triples done four times (most recently Juan Pierre and Juan Uribe in 2001)...collected 24 triples over his first two MLB seasons...his 24 triples from 2009-10 tied Stephen Drew for the most three-baggers among MLB players...the switch-hitter had a tale of two seasons from both sides of the plate...from the beginning of the season through 7/2 Fowler batted .353 (18-for-51) from the right side of the plate, then from 7/3 to the end of the season, Fowler hit just .214 (22-for-103) from the right side...he batted just .173 (18-for-104) on the left side of the plate from the beginning of 2010 through 7/2, then turned it around from 7/3 through the end of the season by batting .309 (56-for-181) from the left side...batted .333 (25-for-75) with 31 RBI with runners in scoring position in 2010...hit .436 (17-for-39) with RISP after the All-Star break...only Carlos Gonzalez (.350) had a higher average with RISP among Rockies regulars in 2010...finished the season with a .996 fielding percentage...that was the highest fielding percentage among NL center fielders...Fowler made just one error in 120 games and 242 total chances in 2010.

**2009:** Finished first full season in the Majors with .266 avg., 29 doubles, 10 triples, 4 home runs, 34 RBI and 27 stolen bases...was fifth in NL in triples and tied sixth in steals...switch-hitter slugged .372 (2 HR) vs. lefties and .482 (2 HR) vs. righties...finished the season 21-for-last-52 (.404 AVG, .456 OBP, .558 SLG) from the right side...played the most games by a Rox rookie since Troy Tulowitzki (155) in 2007...shattered club rookie record with 27 stolen bases (ahead of Quinton McCracken, 17, in '06); 18th steal in his 78th game 7/9 vs. ATL...finished first half with 19 doubles – most ever by Rox rookie (ahead of Matt Holliday, 18 in 2004)...among switch-hitting Rox rookies all-time, Fowler owns the records for most doubles and walks...averaged 7.33 plate appearances per walk, the best mark ever by a Rox rookie (ahead of Todd Helton's 7.34 mark in 1998)...struck out 116 times, the second-most by a Rox rookie (Tulowitzki, 130 in 2007)...two of his home runs were against ARI, both off LHP Doug Davis...was on the Opening Day roster for the first time in his career at 23 years, 15 days old...he homered from each side of the plate in his first four games (no career homers entering '09)...hit leadoff home run on first pitch he saw 4/8 at ARI; marked first career home run, Rockies first leadoff home run since Willy Taveras on 6/7/07 vs. HOU...tied a modern-day rookie record (since 1900) with five stolen bases against the Padres on 4/27; the last rookie with five steals in one game was the Padres' Damian Jackson in 1999 (6/28/99 vs. COL)...at All-Star break, led NL rookies in walks (35), runs (35), SB (14), second in hits (61) and tied first in doubles.

**2008:** Began the season with Tulsa as the club's everyday center fielder before being called up to the Majors 8/2...before being called up to Colorado, represented Team USA at the Beijing Olympics in August...finished with a .154 average (4-for-26) and 3 runs scored in 13 games of big league action...added to the 40-man roster for the first time in his career when the club purchased his contract from Double-A Tulsa 8/2...did not appear in any games for the Rockies until 8/10...played the field in 9 games for the Rockies, starting 5 games, all in centerfield...batted from the leadoff spot in his first 2 starts (9/10 at ATL, 9/14 vs. LAD) before batting 8th in his final 3 starts...switch-hitter recorded all 4 hits left-handed (4-for-11)...made MLB debut as a pinch runner in the 10th inning and was caught stealing (2nd base) on 9/2 vs. SF...flew out to right field in his first MLB at-bat (as pinch-hitter in the 3rd inning) 9/3 vs. SF...became the 7th Rockies to make MLB debut and was one of 14 rookies used by the club...first MLB start (as CF) came on 9/10 at ATL, and he notched his first career hit off Colorado native Will Ohman in the 7th inning...also scored first run, first OF assist in that game...hit .335 (141-for-421) with 31 doubles, 9 triples, 9 HR and 64 RBI in 108 games for the Double-A Tulsa Drillers, all numbers were career bests...ranked among Texas League leaders in the following categories: avg. (2nd), OBP (1st-.431), SLG (4th-.515), runs (2nd-92), triples (T-1st)...went 0-for-4 as the starting center fielder during the Futures Game at Yankee Stadium...named Texas League Offensive Player of the Week for the week ending 6/15 after hitting hit .484 (15-for-31) with 7 doubles, 5 RBI and 7 runs scored, while slugging .735 for the week...named Rockies Player of the Month for June...switch-hitter also smashed 12 doubles and recorded a .569 slugging pct. for the month...awarded a bronze medal at the Beijing Olympics



**FOWLER CONTINUED**

as 2008 Team USA Olympic Baseball Team defeated Japan 8-4 in their final game.

**MINOR LEAGUES 2007:** Played in just 65 games for Single-A Modesto before going on the DL for the remainder of the season with a fractured right hand...despite missing nearly half the season he still finished third on the club with 20 stolen bases and 44 walks...posted 18 multi-hit games, including 6 3-hit games...switch-hitter batted .302 (19-for-63) vs. lefties and .264 (48-for-182) vs. righties...played for the Peoria Javelinas following the season and batted .224 (24-for-107) with 17 RBI in 27 games...was named to the AFL All-Prospect Team along with being named an AFL Rising Star...tabbed by *Baseball America* as the third-best prospect in Colorado's farm system...was also named by the same publication as being the best overall athlete and the best defensive outfielder...**2006:** Ranked tied for third in the SAL in runs scored...among the club leaders, ranked tied for first in triples, second in doubles, stolen bases and tied for second in walks...batted .296 (40-for-135) against both left-handed and right-handed hurlers (80-for-270)...named to the mid-season SAL All-Star team, but did not appear in the game...named by *Baseball America* as the 4th-best prospect in Colorado's farm system along with being the best athlete...**2005:** Spent first professional season at rookie-level Casper...reached base in 28 consecutive home games from June 21-Sept. 8...appeared in 58 games in CF and one in RF...named by *Baseball America* as having the best outfield arm in the Rockies minor league chain.

**PERSONAL:** Signed by Rockies scout Damon Iannelli...Fowler was named a First-Team High School All-American by both *Baseball America* and *USA Today* in 2004...the outfielder batted .457 with 14 homers and 23 stolen bases for Milton High School in Alpharetta, GA...tabbed as 10th-best high school position player entering draft by *Baseball America*.

**FOWLER'S CAREER RECORD**

Year	Team	AVG	G	AB	R	H	2B	3B	HR	RBI	SAC	SF	HBP	BB	IBB	SO	SB	CS	GIDP	OBP	SLG
2005	Casper	.273	62	220	43	60	10	4	4	23	3	0	2	27	1	73	18	6	2	.357	.409
2006	Asheville	.296	99	405	92	120	31	6	8	46	2	1	7	43	0	79	43	23	8	.373	.462
2007	Modesto	.273	65	245	43	67	7	5	2	23	2	1	7	44	0	64	20	11	4	.397	.367
2008	Tulsa	.335	108	421	92	141	31	9	9	64	8	3	8	65	4	89	20	8	6	.431	.515
	<b>COLORADO</b>	<b>.154</b>	<b>13</b>	<b>26</b>	<b>3</b>	<b>4</b>	<b>0</b>	<b>0</b>	<b>0</b>	<b>0</b>	<b>0</b>	<b>0</b>	<b>1</b>	<b>0</b>	<b>0</b>	<b>5</b>	<b>0</b>	<b>1</b>	<b>0</b>	<b>.185</b>	<b>.154</b>
2009	Tulsa	.400	3	10	3	4	2	0	0	3	0	0	0	3	0	3	1	0	1	.538	.600
	<b>COLORADO</b>	<b>.266</b>	<b>135</b>	<b>433</b>	<b>73</b>	<b>115</b>	<b>29</b>	<b>10</b>	<b>4</b>	<b>34</b>	<b>14</b>	<b>3</b>	<b>1</b>	<b>67</b>	<b>1</b>	<b>116</b>	<b>27</b>	<b>10</b>	<b>4</b>	<b>.363</b>	<b>.406</b>
2010	Colo. Springs	.340	27	106	23	36	10	4	2	13	0	0	1	17	1	27	1	0	4	.435	.566
	<b>COLORADO</b>	<b>.260</b>	<b>132</b>	<b>439</b>	<b>73</b>	<b>114</b>	<b>20</b>	<b>14</b>	<b>6</b>	<b>36</b>	<b>7</b>	<b>0</b>	<b>2</b>	<b>57</b>	<b>0</b>	<b>104</b>	<b>13</b>	<b>8</b>	<b>5</b>	<b>.347</b>	<b>.410</b>
2011	Colo. Springs	.237	24	97	17	23	6	1	2	9	1	0	1	15	0	24	2	1	2	.345	.381
	<b>COLORADO</b>	<b>.266</b>	<b>125</b>	<b>481</b>	<b>84</b>	<b>128</b>	<b>35</b>	<b>15</b>	<b>5</b>	<b>45</b>	<b>7</b>	<b>1</b>	<b>6</b>	<b>68</b>	<b>3</b>	<b>130</b>	<b>12</b>	<b>9</b>	<b>6</b>	<b>.363</b>	<b>.432</b>
<b>Major League Totals</b>		<b>.262</b>	<b>405</b>	<b>1379</b>	<b>233</b>	<b>361</b>	<b>84</b>	<b>39</b>	<b>15</b>	<b>115</b>	<b>28</b>	<b>4</b>	<b>10</b>	<b>192</b>	<b>4</b>	<b>355</b>	<b>52</b>	<b>28</b>	<b>15</b>	<b>.355</b>	<b>.412</b>
<b>Minor League Totals</b>		<b>.300</b>	<b>388</b>	<b>1504</b>	<b>313</b>	<b>451</b>	<b>97</b>	<b>29</b>	<b>27</b>	<b>181</b>	<b>16</b>	<b>5</b>	<b>26</b>	<b>214</b>	<b>6</b>	<b>359</b>	<b>105</b>	<b>49</b>	<b>27</b>	<b>.395</b>	<b>.457</b>

**DIVISION SERIES RECORD**

Year	Team	AVG	G	AB	R	H	2B	3B	HR	RBI	BB	SO
2009	COLORADO vs. Philadelphia	.214	4	14	1	3	0	0	0	2	1	3

**CAREER TRANSACTIONS**

- 2004: Selected by Colorado in the 14th round of the First-Year Player Draft (signed August 17, 2004 by Damon Iannelli).
- 2009: On disabled list, 8/25-9/9 with bruised right knee...optioned to Colorado Springs on 5/31...recalled from Triple-A, 6/29.
- 2010: Optioned to Triple-A Colorado Springs, 5/31...recalled from Triple-A 6/29.
- 2011: On disabled list, 6/7-20 with left abdominal strain...optioned to Colorado Springs on 6/20...recalled from Triple-A 7/15.

**CAREER FIELDING**

OF	CLUB	PCT	G-GS	PO	A	E	TC	DP
2008	COLORADO	1.000	9-5	12	1	0	13	1
2009	COLORADO	.984	127-105	247	5	4	256	2
2010	COLORADO	.996	120-103	239	2	1	242	0
2011	COLORADO	.975	122-119	309	6	8	323	2
<b>Totals</b>		<b>.984</b>	<b>387-332</b>	<b>807</b>	<b>14</b>	<b>13</b>	<b>834</b>	<b>5</b>


**LEADOFF HOME RUN (2)**

DATE	OPP.	INNING	PITCHER
4/8/09	at ARI	1	Doug Davis
9/5/11	vs. ARI	1	Wade Miley

**MULTI-HOME RUN GAMES (1)**

DATE	OPP.	INNING	PITCHER
9/5/11*	vs. ARI	1	Miley, Owings

\* indicates homered from each side of plate



# 53 CHRISTIAN FRIEDRICH LHP

**Ht:** 6-4      **Wt:** 215      **B/T:** L/L      **Age:** 24/25  
**Born:** July 8, 1987 in Evanston, IL      **Residence:** Evanston, IL  
**Major League Service:** 0.000      **Contract:** Through 2012  
**Obtained:** Selected in the 1st round (25th) of 2008 Draft out of E. Kentucky

## COLORADO

### HIGHLIGHTS

The 25th overall selection in the 2008 First-Year Player Draft, Friedrich (FREED-rick) **has already pitched at four levels in the Rockies system in his three and a half seasons as a professional...named the Rockies' fourth-best prospect by *Baseball America* entering the 2011 season and the 14th-best prospect entering 2012...was the Rockies' second-best prospect by *Baseball America* following the 2009 season...also named by that same publication as having the best curveball among all Rockies prospects...named to the 2009 South Atlantic League Midseason All-Star team...named the third-best prospect in the Northwest League by *Baseball America* following 2008, and the California League's second-best prospect following 2009...has struck out opposing hitters at a rate of 9.4 per 9.0 innings pitched over his first three seasons in the minors.**

#### 2011

- Spent his entire fourth professional season at Double-A Tulsa where he was a staple in the Drillers' rotation, making 25 starts, going 6-10 with a 5.00 ERA (133.1 ip, 74 er), 103 strikeouts, 43 walks and an opponent average of .286.
- The left-hander finished second on the Drillers in starts and strikeouts and third in innings pitched and wins.
- Was named to the Texas League Midseason All-Star team after going 5-5 with a 3.89 ERA (76.1 ip, 33 er), 22 walks and 60 strikeouts in 14 first half starts for Tulsa.
- Struckout at least five batters in 10 of his 25 starts on the season...also had 11 starts of at least 6.0 innings.

**2010:** Spent the entire season, also his first appearance, at Double-A Tulsa where he started 18 games before spending the final three weeks on the disabled list...began the season going 0-5, 5.59 (58.0 ip, 36 er) in 11 starts prior to the All-Star break, but turned it around the second half and notched a 3-1 record with a 3.99 ERA (29.1 ip, 13 er) in seven starts...set career highs in starts (18), innings (87.1) and tied his career high for wins (3), also done two other times...named by *Baseball America* as the fourth-best prospect in the Rockies' system entering 2011 and also as having the best curveball in the Rockies' organization.

**2009:** Split his second professional season between Low-A Asheville and High-A Modesto...was transferred to Modesto in the end of May and made 14 starts for the Nuts...went 3-2, 2.54 (74.1 ip, 21 er) and 93 strikeouts with Modesto...his 159 combined strikeouts on the season were the seventh-most in the Minor Leagues despite making just 22 starts...his 11.96 so/9.0 ip ratio was the second-best among full season Minor League qualifiers...his 2.41 ERA also qualified as the 12th-best among full season minor leaguers...opponents hit just .215 against him, also the 12th-best mark among full season qualifiers...was rated the second-best prospect in the California League following the season by *Baseball America*...also rated by *Baseball America* as the Rockies second-best prospect, as well as having the best curveball in the Rockies system.

**2008:** The first round draft pick (25th overall) began the season with Short-Season Tri-City before being transferred to Single-A Asheville 8/19...after allowing 7 earned runs in first 2 starts allowed just 6 combined in his final 6 starts (30.0 ip) for Tri-City...had a strikeout to walk ratio of 6.25 (50 so/8 bb)...struckout 8 or more in 5 of his 8 starts for Tri-City...was named the third-best prospect in the Northwest League following the season by *Baseball America*...rated by *Baseball America* as the Rockies third-best prospect, top left-handed pitcher and as having the best curveball in the Colorado Minor League system...made 3 starts for Asheville at the end of the season, going 0-1, 7.50 (12.0 ip, 10 er).

**COLLEGE:** Attended Eastern Kentucky University and was rated as the second-best left-handed pitcher in the draft by *Baseball America*...was the 2008 Ohio Valley Conference Pitcher of the Year in his junior season...ranked second in the nation in ERA and hits allowed per 9.0 innings (4.41) and eighth in strikeouts per 9.0 innings (11.90) in 2008; led the OVC in ERA, strikeouts (108) and opponents' batting average (.144)...is the first EKV baseball player ever to be drafted in the first round of the MLB draft...he is the all-time career strikeouts leader (327) at EKV, and as a freshman in 2006, he pitched the fifth no-hitter in school history.

**PERSONAL:** Christian Louis Friedrich...attended Lakeside High School (IL), where he was selected by the IHSBCA as a member of the 2005 'Cream of the Crop'...set a school record by striking out 18 batters in a 7.0-inning regional final game in 2004...played for the Falmouth Commodores of the Cape Cod League in summer of 2006, notching 52 strikeouts in only 37.0 innings...signed by Rockies scout Scott Corman.

### FRIEDRICH'S CAREER RECORD

Year	Team	W	L	ERA	G	GS	CG	SHO	GF	SV	IP	H	R	ER	HR	HB	BB	IBB	SO	WP	BK
2008	Tri-City	2	1	3.25	8	8	0	0	0	0	36.0	31	16	13	2	1	8	0	50	7	0
	Asheville	0	1	7.50	3	3	0	0	0	0	12.0	14	10	10	2	0	7	0	15	3	0
2009	Asheville	3	3	2.18	8	8	0	0	0	0	45.1	35	14	11	2	1	15	0	66	5	0
	Modesto	3	2	2.54	14	14	0	0	0	0	74.1	59	25	21	3	5	28	0	93	12	0
2010	Tulsa	3	6	5.05	18	18	0	0	0	0	87.1	100	54	49	10	3	35	0	78	1	0
2011	Tulsa	6	10	5.00	25	25	0	0	0	0	133.1	156	88	74	20	3	43	0	103	17	1
<b>Minor League Totals</b>		<b>17</b>	<b>23</b>	<b>4.13</b>	<b>76</b>	<b>76</b>	<b>0</b>	<b>0</b>	<b>0</b>	<b>0</b>	<b>388.1</b>	<b>395</b>	<b>207</b>	<b>178</b>	<b>39</b>	<b>13</b>	<b>136</b>	<b>0</b>	<b>405</b>	<b>45</b>	<b>1</b>

## 62 JOE GARDNER

RHP

Ht: 6-4

Wt: 220

B/T: R/R

Age: 24

Born: March 18, 1988 in Fremont, CA Residence: Fremont, CA

Major League Service: 0.000

Contract: Through 2012

Obtained: Trade from Cleveland for RHP Ubaldo Jimenez July 31, 2011

COLORADO

## HIGHLIGHTS

The right-hander will be making his first appearance at a Major League Spring Training, coming in his first full season as a member of the Colorado Rockies...**has a career Minor League record of 23-17 with a 3.49 ERA (281.0 ip, 109 er) in 53 professional starts**...was sent to Colorado in the deal that sent RHP Ubaldo Jimenez to Cleveland, 7/31/10...**was named the ninth-best prospect in the Cleveland system by *Baseball America* prior to the 2011 season**...was named to the 2010 Carolina League Postseason All-Star team...played one season for UC Santa Barbara after transferring from Ohlone College in his junior season...**was named First-Team All-Big West in his only season with the Gauchos, posting a 7-1 record with a 3.40 ERA (84.2 ip, 32 er) in 13 starts**...taken 94th overall by the Indians, highest Gaucho picked since Chris Valaika (84th) in 2006.

## 2011

- Began his second professional season with Double-A Akron in the Indians farm system...made 19 starts for the Aeros prior to being traded to Colorado in the deal that sent RHP Ubaldo Jimenez to Cleveland...the 19 starts and seven wins were both fourth-most among Akron pitchers on the season.
- Following his trade to Colorado finished the season with Double-A Tulsa making six starts for the Drillers and posting a 3-3 record with a 2.48 ERA (36.1 ip, 10 er) and eight walks compared to 22 strikeouts.
- Was named the ninth-best prospect in the Indians system by *Baseball America* prior to the 2011 season.
- Was named the 25th-best prospect in the Rockies organization prior to the 2012 season.

**2010:** Led the Indians Player Development System in wins (13) and strikeouts (142), was third in innings pitched (147.1) and fourth in ERA (2.75)...led the Carolina League in wins (12) and average against (.199), was second in ERA (2.65), third in WHIP (1.11) and among Carolina League starters ranked third in strikeouts per 9.0 innings pitched ratio (7.65) and third in fewest base runners per 9.0 innings pitched (11.33)...named to Carolina League Postseason All-Star team.

**COLLEGE:** Pitched at Ohlone College for coach Tom Kunis prior to transferring to UC Santa Barbara...selected All-Coast Conference Sophomore year at Ohlone...was also recruited by LSU, Fresno State and University of Kansas...was named All-Big West First-Team his junior year after finishing the season ranking fourth in the Big West with 69 strikeouts...his 3.40 ERA was the sixth-best mark in the Big West and his .252 opponent average ranked seventh...the Gauchos went 10-3 in games started by Gardner...tossed two complete games during his only season at UCSB, including a two-hit complete game against Long Beach State that led to Gardner being named Big West Pitcher of the Week, 5/8.

**PERSONAL:** Joseph Cameron Gardner...before each inning and before he throws the first pitch of an inning he writes the initials R.A.G. into the dirt on the mound to honor his grandparents...played in the Alaskan League for the Kenai Peninsula Oilers in the summer of 2008...went 6-0 in eight starts with a 0.60 ERA...named Alaskan Baseball League Co-MVP and First-Team All-Star...played for Milpitas High School (CA)...named All-De Anza League sophomore, junior and senior year...was originally selected by Cleveland in the third round (94th overall) of the 2009 First-Year Player Draft out of UC Santa Barbara...was the highest selected Gaucho taken in the MLB Draft since Chris Valaika was taken 84th overall by the Reds in 2006.

## GARDNER'S CAREER RECORD

Year	Team	W	L	ERA	G	GS	CG	SHO	GF	SV	IP	H	R	ER	HR	HB	BB	IBB	SO	WP	BK
2010	Lake County	1	0	3.24	6	6	0	0	0	0	25.0	17	13	9	2	1	11	0	38	1	0
	Kinston	12	6	2.65	22	22	0	0	0	0	122.1	85	44	36	4	18	51	0	104	5	0
2011	Akron	7	8	4.99	19	19	0	0	0	0	97.1	108	73	54	6	11	47	1	60	5	0
	Tulsa	3	3	2.48	6	6	0	0	0	0	36.1	31	19	10	1	5	8	0	22	3	0
<b>Minor League Totals</b>		<b>23</b>	<b>17</b>	<b>3.49</b>	<b>53</b>	<b>53</b>	<b>0</b>	<b>0</b>	<b>0</b>	<b>0</b>	<b>281.0</b>	<b>241</b>	<b>149</b>	<b>109</b>	<b>13</b>	<b>35</b>	<b>117</b>	<b>1</b>	<b>224</b>	<b>14</b>	<b>0</b>



# 23 JASON GIAMBI INF

**Ht:** 6-3      **Wt:** 250      **B/T:** L/R      **Age:** 41  
**Born:** Jan. 9, 1971 in West Covina, CA      **Residence:** Henderson, NV  
**Major League Service:** 16.082      **Contract:** Through 2012  
**Obtained:** Signed as minor league free agent on January 19, 2011

## COLORADO

### HIGHLIGHTS

The 2000 American League MVP returns to the Colorado organization for his fourth season...**became the second-oldest player in MLB history to have a 3 home run game on 5/20 at PHI...**3 HR and 7 RBI (ties) on 5/20 at PHI are both career-highs...became the 44th player in Major League history to hit 400 home runs when he hit a homer off Dan Haren in the 4th inning on 5/23/10 vs. ARI as a member of the Oakland A's...**enters 2012 42nd on all-time MLB home runs list with 428 HR, and 39th on all-time walks list with 1,314 BB...his 428 home runs are the sixth-most among active Major League players...**joined the Rockies' Major League team when rosters expanded in 9/1/09...was a member of Rockies 2009 postseason roster, one of eight seasons he has been on a club's postseason roster...earned American League Comeback Player of the Year award in 2005...had multi-home run game in Game 7 of the 2003 ALCS vs. Boston...had five-consecutive 30-plus home run, 100-plus RBI seasons from 1999-2003...led the AL in on-base percentage in both 2000 (.476) and 2001 (.477)...**finished in the top-10 of AL MVP race four consecutive seasons, including first in 2000, from 1999-2002...**singled for first MLB hit in first game on May 8, 1995 vs. Texas (off Roger Pavlik).

### CAREER

- Returns for what represents his fourth year with the Rockies and 18th MLB season with Oakland (1995-01, 2009), New York-AL (2002-08) and Colorado (2009-11).
- Giambi ranks among the active MLB leaders in several offensive categories, including: home runs (6th-428), RBI (5th-1,397), walks (4th-1,314) and OBP (4th-.404).
- The five-time American League All-Star (2000-04) was named American League MVP in 2000 after hitting .333 with career highs in home runs (43), RBI (137) and walks (137), and then finished second in MVP balloting in 2001 when he set an Oakland record with career-high .342 batting average, while adding 38 homers and 120 RBI.
- Won American League Silver Slugger awards (as first baseman) in 2001 and 2002.
- From 1999-2003, had five 30-homer seasons and 6 straight 100-RBI seasons (1998-2003).
- Spent seven seasons with the New York Yankees, where he was a .260 hitter with 209 home runs and 604 RBI in 897 games...Giambi left New York ranked 10th on the Yankees all-time home run list.
- Prior to his time with the Yankees, hit .308 with 187 home runs, 675 RBI over seven seasons with the A's.
- His 428 career home runs rank 42nd all-time on Major League Baseball's all-time list.
- Giambi holds the Oakland career mark for batting average (.300)...also ranks second in on-base percentage (.406) and slugging (.531), third in doubles (241), fifth in walks (636), sixth in RBI (715) and extra-base hits (446), seventh in total bases (1949), eighth in runs (640) and ninth in hits (1,100).
- Had his first career three-home run game on 5/20/11 at PHI...at 40 years, 131 days Giambi was the second oldest player in MLB history to hit three home runs in one game (Stan Musial was 41 years old when he hit three home runs on 7/8/62 at NYM...according to Elias, the only player in MLB history with more home runs at the time of his first three-home run game was Babe Ruth (522 HR on 5/21/30 at PHI A's).
- Is one of 7 players in MLB history with 180 or more homers with two different teams (Jimmie Foxx, Ken Griffey Jr., Mark McGwire, Rafael Palmeiro, Manny Ramirez and Alex Rodriguez).
- Only two active players have more grand slams than Giambi: Manny Ramirez (21) and Alex Rodriguez (17)...Giambi and Carlos Lee each have 14 slams.
- A career .302 pinch-hitter (19-for-63) with 4 home runs and a .397 on-base percentage (.540 slugging).
- A career .290 hitter (40-for-138) in 45 postseason games with the A's, Yankees and Rockies...played in seven of eight possible postseasons from 2000-2007...was in the postseason with Oakland (2000-01) and the New York Yankees (2002-03, 2005-07).

### 2011

### HIGHS AND LOWS

### CAREER

3, 3x, last: June 25 at NYY .....	<b>Hits</b> .....	5, July 2, 1996 at SEA
3, May 19 at PHI .....	<b>Home Runs</b> .....	3, May 19, 2011 at PHI
7, May 19 at PHI .....	<b>RBI</b> .....	7, 4x, last: May 19, 2011 at PHI
3, 2x, last: August 15-20 .....	<b>Hit Streak</b> .....	25, May 12-June 23, 1997
3, May 19 at PHI .....	<b>Runs</b> .....	5, July 24, 2002 at CLE
2, June 21 at CLE .....	<b>Doubles</b> .....	3, 2x, last: May 27, 2003 vs. BOS
None .....	<b>Triples</b> .....	1, 9x, last: June 30, 2008 vs. TEX
12, May 19 at PHI .....	<b>Total Bases</b> .....	12, May 19, 2011 at PHI
2, 2x, last: July 17 vs. MIL .....	<b>Walks</b> .....	4, 4x, last: April 26, 2006 vs. TB
3, September 19 vs. SD .....	<b>Strikeouts</b> .....	4, 4x, last: August 19, 2008 at TOR
None .....	<b>Stolen Bases</b> .....	1, 20x, last: July 22, 2010 at FLA

## 2011

- Giambi began his 17th career season with the Rockies after signing a Minor League contract in the offseason and being selected to the Major League roster out of Spring Training.
- With a .260 (34-for-131) batting average, he had his highest mark since posting a .271 average in 2005 with the Yankees...his 13 home runs in 2011 are his most since he also had 13 home runs in 2009.
- Giambi started 28 games for the Rockies and went on to hit 12 of his 13 home runs this season as a starter.
- Hit 13 home runs in 131 at-bats in 2011 (10.08 AB/HR)...his 10.08 AB/HR was the best mark in the Major Leagues among players with at least 150 plate appearances, better than MLB home run leader Joe Bautista's 11.93 mark (43 HR, 513 AB)...the 10.08 AB/HR was also the lowest single season percentage for his career, beating his 12.05 AB/HR (37 HR, 446 AB) in 2006...his 4.09 at-bat per RBI was also the best mark among MLB players with at least 150 plate appearances.
- Started six games as the Rockies designated hitter during Interleague play, going 7-for-23 (.304), the highest average among NL DH's with at least four games played as DH...he also collected two doubles and two home runs with four RBI and three walks...his four RBI were second-most among NL designated hitters, as were his three walks.
- Had a walk-off three-run home run with two outs on 8/15 vs. FLA...was his seventh career walkoff home run and his third with Rockies (last: 9/12/10 vs. ARI)...Giambi ranks fourth in Rockies history with three walk-off home runs.
- Had first career 3 home run game 5/19 at PHI, also tied his career-high with seven RBI in that game (also done three other times)...was his 39th career multi-homer game...followed that game up with another home run the following day, 5/20 at PHI...had another home run 5/24 vs. ARI, marking a home run in four of his 13 at-bats in the six-day span.
- At age 40 years, 131 days, Giambi was the second oldest player in MLB history to hit three home runs in one game...Stan Musial was 41 years old when he hit three home runs on 7/8/62 at NYM...Elias: Only player in MLB history to have more home runs at time of his first three-homer game was Babe Ruth (522 HR on 5/21/30 at PHI A's).
- Sits 42nd on the MLB all-time home run list with 428...39th on MLB all-time walks list (1,314) and 71st on MLB all-time RBI list (1,397).

**2010:** Played his entire 16th Major League season on the Rockies active roster as a back-up first baseman and pinch-hitter...played in 87 games for the Rockies, logging 35 starts at first base, 44 games as a pinch-hitter and another eight starts as the Rockies designated hitter in American League parks during Interleague play...finished third on the team with his 5.03 at-bats per RBI ratio (176 ab, 35 RBI) behind Troy Tulowitzki (4.95) and Carlos Gonzalez (5.03)...his season number finished not far off his career AB/RBI ratio of 4.98...was at his best with runners on base, and in scoring position in 2010...batted .291 (25-for-86) with five home runs and 34 RBI with runners on base and .362 (17-for-47) with 28 RBI with runners in scoring position...had 19 walks and just eight strikeouts with RISP...those numbers compare to a .200 (18-for-90) average with none on...two of his six home runs were walk-off shots...capped the Rockies three-run 9th on 6/23 vs. BOS with a two-run walk-off home run off Jonathan Papelbon...also hit a walk-off home run on 9/12 vs. ARI off Sam Demel, giving the Rox a 4-2 win...both walk-off homers were pinch-hit appearances...moved up 10 places on the MLB all-time RBI list in 2010 with his 35 RBI this season...passed Hall-of-Famer's Carlton Fisk (87th), Duke Snider (85th), Johnny Mize (83rd) and Brooks Robinson (80th) on the list...climbed five spots on the MLB all-time walks list from 47th to 42nd by drawing 35 free passes...Giambi passed Hall-of-Famer Al Kaline (44th) on the way to being 42nd all-time at the end of 2010...Giambi also finished 43rd on the MLB all-time home runs list with his 415 career clouts...he passed Darrell Evans (414) in 2010.

**2009:** Agreed to terms on minor league contract with Colorado on August 24 and was assigned to Triple-A Colorado Springs...was added to the active roster on September 1 and appeared in 19 games for the club down the stretch...made 4 starts, all at first base...finished the season 9-for-last-20 (.450), 3 HR's, 11 RBI, 5 walks in his last 25 pinch plate apps...hit .292 (7-for-24) with 2 home runs, 11 RBI and 7 walks in 19 games for the Rox after joining the club 9/1...had an immediate impact on the National League playoff race, as he supplied game-winning hits in each of his first 2 games with the club, both as a pinch-hitter and both in the 8th inning...on 9/2, his pinch-hit 2-RBI single in the bottom of the 8th inning gave the Rox the lead in a 5-2 win vs. the Mets...on 9/4, his pinch-hit RBI single in the bottom of the 8th inning again gave the Rox a 5-4 win vs. the D-Backs...hit HR's, 9/19-20; hit 4th career pinch-HR 9/19 at ARI (Schoeneweis)...pinch-hit 9th inn. single 9/25 set up game-winning, walkoff sac fly...hit .444 (8-for-18) with 4 RBI and 6 walks in 6 games at Triple-A Colorado Springs before joining the club; had homers in back-to-back games, 8/29-30...prior to joining the Rockies organization, Giambi hit .193 (52-for-269) with 11 home runs and 40 RBI in 83 games for the Oakland Athletics...he played 58 games at first base before being released by the club on August 7...prior to being released Giambi was on the 15-day day disabled list (July 20-August 7) with a strained right quadriceps...he signed as a free agent with the A's on January 8, 2009...made his 14th career Opening Day start, his seventh with the A's.

**2008:** Hit .247 with 19 doubles, 32 home runs and 96 RBI in 145 games with the Yankees...made 112 starts at first base and 26 at designated hitter...those were his most starts at first with the Yankees and his most since 2001 with Oakland (136)...had made just 80 starts at first combined over the previous two years...ranked second on the team in home runs after hitting just 14 in 2007...recorded his 8th career 30-HR season, reaching double-digits in home runs for the 13th consecutive year...ranked 2nd in AL with an average of 14.3 at bats per home run and 4.8 at bats per RBI...T-3rd in AL with 9 sacrifice flies...T-8th in the AL in home runs...led AL with 22 HBP and had 109 as a Yankee, joining Derek Jeter (138) and Frank Crosetti (114) as the only players in franchise history with more than 100 hit by pitches...made the 13th Opening Day start of his career on April 1 vs. Toronto...missed two games from April 6-7 with a sore left groin...hit a two-run pinch-hit, walkoff home run on June 5 vs. Toronto off B.J. Ryan with two outs in the 9th and an 0-2 count...according to the Elias Sports Bureau, it was the first time in franchise history a Yankee hit a two-out, pinch-hit, walkoff home run that turned a deficit into a victory...it was the Majors' first pinch-hit, walkoff homer on an 0-2 count since Houston's Greg Zaun on June 27, 2002 vs. Arizona...it was Giambi's 4th career walkoff homer, his third as a Yankee...collected his 9th career triple on June 30 vs. Texas...it was his first since July 7, 2002 vs. Toronto, snapping a franchise-record 2,389 at bat streak without a triple (credit: Elias)...was 1-for-3 with an RBI and a walk in a July 9 win vs. Tampa Bay on "Giambi Replica Mustache Day"...hit his 200th home run as a Yankee in an August 9 loss at Los Angeles (AL)...reached the 30-homer plateau with a two-run home run in the second inning of a September 14 win vs. Tampa Bay, batting third in the lineup for the first time since May 17, 2007 at Chicago (AL)...recorded the final hit in Yankee Stadium history in a September 21 win vs. Baltimore, singling home Bobby Abreu in the seventh inning off Jamie Walker.

**2007:** Hit .236 with 31 runs, 8 doubles, 14 home runs, 39 RBI and 40 walks in 83 games with the Yankees...made 53 starts at designated hitter and 16 at first base...made his 12th career Opening Day start on April 2 against Tampa Bay

and had the game-winning RBI single in the 7th inning...hit the game winning solo home run in the 13th inning on April 14 at Oakland, the 9th extra-inning home run of his career...hit safely in a season-high 10 consecutive games from April 13-23 (17 for 41, .415)...was on the 15-day DL from May 31-August 6 with plantar fasciitis and a partial tear of the plantar fascia of the left foot...missed 61 games...was batting .262 with 7 home runs and 23 RBI in 45 games prior to the injury...made eight rehab starts (six at designated hitter, two at first base) with Single-A Tampa from July 28-31 and Triple-A Scranton/Wilkes-Barre from August 3-5, hitting .227 with a double, a home run, 2 RBI and 9 walks...returned from his rehab assignment and reinstated from the DL on August 7...in his final 38 games following his return from the DL, he hit .200 with 7 home runs and 16 RBI...hit a pinch-hit solo home run in the ninth inning of an August 11 win at Cleveland, his first career regular season pinch home run...recorded his only multi-homer game of the season and the 35th of his career in an August 17 win vs. Detroit...hit his 12th career grand slam in a September 11 win at Toronto.

**2006:** Batted .253 with 92 runs, 37 home runs, 113 RBI and 110 walks in 139 games with the Yankees...made 70 starts at designated hitter and 64 at first base...ranked 2nd in the AL in walks and hit by pitches (21), 6th in on-base pct. (.413), 7th in home runs and slugging pct. (.558), and T-9th in RBI...became only the second player in Major League history to record as many as 100 RBI while posting as many or fewer hits; the other player was Mark McGwire with 147 RBI on 145 hits in 1999...was named AL Player of the Month for April; in 22 games, he hit .344 with 17 runs, nine home runs and a league-leading 27 RBI...also led the league in walks (26), slugging pct. (.852) and on-base pct. (.554)...it was his 6th career Player of the Month Award, his 4th as a Yankee...was named the AL Player of the Week for the week ending April 16 after hitting .571 with 4 home runs, 10 RBI, a 1.571 slugging pct. and a .700 on-base pct...it was the third weekly award of his career and first as a member of the Yankees...hit the 11th-inning game-winning home run on May 30 at Detroit, his fourth extra-inning home run as a Yankee...the home run snapped a 62-at bat homerless stretch, his second longest as a Yankee (went 70 straight at bats without a home run in 2004)...hit a 3rd-inning grand slam on a July 9 loss at Tampa Bay, the 11th of his career...scored the 1,000th run of his career in the first game of a August 18 doubleheader at Boston...recorded his 34th career multi-homer game on August 20 at Boston with a three-run homer and the game-winning solo home run in the 10th inning...missed six games from September 20-26 with tendinitis and a small ligament tear of his left wrist.

**2005:** Earned AL "Comeback Player of the Year" award, hitting .271 with 32 home runs and 87 RBI in 139 games with the Yankees...made 77 starts at first base and 58 at designated hitter...ranked first in the AL with a .440 on-base pct. and 108 walks, and 4th with 19 hit by pitches...was batting a season-low .195 with 3 home runs and 6 RBI in his first 27 games of the season through May 9...then hit .288 with 29 HR and 81 RBI over his final 112 games...missed three games from May 5-7 after being hit in the head by a pitch in the eighth inning on May 4 at Tampa Bay...batted 8th in seven straight starts from May 8-17 (had not batted eighth since May 12, 1997 vs. Baltimore)...hit a two-run walkoff home run in the 10th inning on June 15 win against Pittsburgh...hit two solo home runs in a July 4 win against Baltimore, his first two homer game since July 18, 2003 vs. Cleveland and one of seven multi-homer games in 2005...his solo homer in the second inning made him the 33rd player to hit 100 home runs as a Yankee...recorded back-to-back two-homer games on July 20 at Texas and July 21 at Los Angeles (AL), becoming only the second Yankee in the last 30 years to hit two or more home runs in two consecutive games (Paul O'Neill, September 9-10, 1998)...hit solo home runs in the second and seventh innings on July 31 vs. Los Angeles (AL)...his second home run of the game was the 300th of his career...was named the American League Player of the Month for July...in 26 games, he batted .355 with 24 RBI while leading the league with a .974 slugging pct., a .524 on-base pct. and 74 total bases...his Major League-leading 14 home runs in July were the most in a month by a Yankee since Mickey Mantle hit 14 in July 1961...it was his fifth career Player of the Month Award, his third as a member of the Yankees...hit two solo home runs, including the game-winner in the ninth inning on August 4 at Cleveland...had four multi-home run games over a 14-game span from July 20 to August 4...according to the Elias Sports Bureau, only five other players in Major League history had four multi-homer games over a span of 14 team games (Mel Ott, Harmon Killebrew, Frank Howard, Albert Belle and Barry Bonds)...hit 16 home runs in 26 games from July 4-August 4 after hitting one home run over his previous 31 games...equaled his single-game career high with seven RBI in an August 28 win vs. Kansas City, going 3 for 3 with two home runs and a walk before being replaced defensively in eighth...recorded his 1,000th career RBI with a third-inning, three-run home run and his 1500th career hit with a fifth-inning two-run home run in the game...collected consecutive multi-home run games for the second time in 2005 on August 28 vs. Kansas City and August 29 at Seattle...according to the Elias Sports Bureau, he became the first American Leaguer ever to have multi home-run games in consecutive team games twice in the same season and the seventh Major Leaguer (first since Barry Bonds on July 30-31 and August 30-31, 1999)...homered in three consecutive games from September 10-13 for the second time in 2005 and 12th time in his career.

**2004:** Hit .208 with 12 home runs and 40 RBI in 80 games with the Yankees...made 47 starts at first base and 28 at designated hitter...was elected to the AL All-Star team, the fifth All-Star selection of his career...hit a two-run home run in a March 30 Opening Day loss against Tampa Bay at the Tokyo Dome in Japan, his third career Opening Day home run (first with the Yankees)...was on the 15-day DL for the first time in his career from May 22-June 5 with a sprained right ankle and missed 12 games...was injured on May 21 at Texas while rounding first base on a ninth-inning single...returned to the lineup on June 6 vs. Texas and was 1 for 4 with an eighth-inning solo home run...did not start in eight straight games from June 26-July 4...was diagnosed with an intestinal parasite on June 29...was placed on the 15-day DL on July 30 retroactive to July 26 with a benign tumor...was cleared to resume baseball related activities on August 10 and reported to the Yankees' Player Development Complex in Tampa...concluded a minor league rehab assignment with Triple-A Columbus on September 13, going 2 for 16 with two doubles in five starts at designated hitter in a five-game series vs. Richmond in the International League playoffs...was returned from his rehab assignment and reinstated from the DL prior to the September 14 game at Kansas City...hit a two-run home run and was 1 for 3 with three RBI in a September 21 win vs. Toronto...his second inning homer snapped a career long 0 for 32 stretch...was 4 for 33 in his final 10 games of the season after being reinstated...was not on the ALDS or ALCS roster.

**2003:** Hit .250 with 97 runs, 41 home runs and 107 RBI in 156 games with the Yankees...made 85 starts at first base and 69 at designated hitter...ranked first in the AL with 129 walks and 21 hit by pitches, 3rd with a .412 on-base pct., 4th in home runs and T-8th in RBI...became the fourth player in franchise history to draw at least 120 walks in a season...recorded 3rd-highest home run total of any Yankee in his first two seasons (82), behind only Babe Ruth (113) and Roger Maris (100)...hit 30 or more home runs for the fifth consecutive season and reached the 100 RBI plateau for the sixth straight year...became only the fourth Yankee to record multiple 40-homer seasons, joining Babe Ruth (11 times), Lou Gehrig (5) and Mickey Mantle (4)...led MLB with 29 home runs on the road in 2003...with a .250 batting average and

107 RBI, became only the fifth player in franchise history to drive in 100 runs in a season with an average below .260... was selected to 2003 American League All-Star team (replacing injured Mike Sweeney), hitting a solo-HR off Billy Wagner in his only at bat...with his 20th home run in the 77th game of the season on June 26 at Tampa Bay, joined Alfonso Soriano to become the first pair of Yankees teammates to reach 20 homers in the first 80 games of the season since Mickey Mantle and Roger Maris in 1961...was named AL Player of the Month for June...batted .373 in 27 games with 11 home runs, 29 RBI and 33 walks, leading the AL in slugging (.819) and on-base pct. (.554), and tying for the lead with 27 runs...it was his fourth Player of the Month honor...reached base in 37 consecutive games from May 21 to June 30, his longest such streak since he reached base safely in a career-high 39 straight games from August 12-September 25, 1998...in the ninth inning of a July 7 win against Boston, he became the first Yankee to receive an intentional walk with bases empty since Reggie Jackson in 1980...homered in three straight games from July 11-13 for the 10th time in his career.

**2002:** In his first season as a Yankee, batted .314 with a career-high 120 runs, 41 home runs and 122 RBI in 155 games...made 92 starts at first base and 63 at designated hitter...ranked 2nd in the AL in walks (109), 3d in on-base pct. (.435), 4th in home runs, runs and slugging pct. (.598), 5th in RBI, and 6th in batting...hit .274 with four home runs and 15 RBI in his first 28 games with the Yankees...in his final 127 games of the season, he hit .324 with 37 HR and 107 RBI...with 41 home runs, he had the second-highest home run total in his first year as a Yankee behind Babe Ruth (54 in 1920)...with his brother Jeremy, combined to hit 61 home runs to break the Major League record for most homers in a single season by brothers (59 by Joe DiMaggio-46 and Vince DiMaggio-13, in 1937)...was elected to his third consecutive All-Star Game...started the midsummer classic at first base and was 1-for-2 with a run...hit his first two home runs as a Yankee in an April 10 loss at Toronto...hit a walkoff grand slam in the 14th inning on May 17 vs. Minnesota, only the 21st time that a player has hit an extra-inning, walk-off grand slam with his team trailing by three runs...it was his ninth career grand slam and his second walk-off home run...played in his 1,000th Major League game on May 22 vs. Toronto...hit a solo home run—the 200th of his career—in the second and the game-winning three-run homer in the ninth on May 29 at Chicago (AL)...was named AL Player of the Month for May...in 28 games, batted .340 with 26 runs, 10 doubles, 10 home runs, 24 RBI, 19 walks, a .717 slugging percentage and a .449 on-base percentage...it was his third Player of the Month award and his first as a Yankee...reached the 100-RBI plateau for the fifth consecutive season with a run-scoring single in an August 26 win vs. Texas.

**2001:** Finished second to the Mariners Ichiro Suzuki in American League Most Valuable Player voting...led the AL in walks (129), doubles (47), on-base percentage (.477), slugging pct. (.660) and times on base (320), tied for the league lead in extra base hits (87) and finished 2nd in batting (.342) and intentional walks (24)...his batting avg. set an Oakland record, topping Carney Lansford's .336 in 1989...it was the highest batting average by an Athletic in 50 years (Fain, .344 in 1951)...finished 2nd to Suzuki (.350) in batting...it marked the sixth consecutive season he improved his batting average...according to the Elias Sports Bureau he became just the ninth player in MLB history to increase his batting average in six or more consecutive seasons...also set Oakland records in doubles, on-base percentage, extra base hits and intentional walks...the intentional walks were also a franchise record and the on-base percentage topped his franchise record of .476 which he set in 2000...also ranked 3rd in the AL in total bases (343), 6th in runs (109), 7th in home runs (38), 8th in RBI (120), T-8th in hit by pitches (13) and T-10th in hits (178)...became the first player in Oakland history and the fourth (Simmons, Johnson, Foxx) in Athletics history with four straight 100 RBI seasons...became the first player in Oakland history and 10th in Athletics history to hit .300 in three consecutive seasons...was the fifth (Foxx, McGwire, Canseco, Kingman) player in Athletics history (sixth time) with three consecutive 30 homer seasons...became second player in Oakland history (Henderson) and seventh in Athletics history with 100 runs scored in three straight seasons...was the fifth (Joost, Bishop, Tenace, Fain) player in Athletics history with three straight 100 walk seasons...led the A's in batting, slugging, on-base percentage, runs, hits (tie), doubles, home runs, RBI and walks...became the first player in Oakland history to lead the team in batting five consecutive seasons and the third in Athletics history (Simmons 8 from 1924-31 and Collins 6 from 1909-14)...became the first player in Oakland history to lead the team in RBI five straight seasons and the fourth in Athletics history (Johnson 7 from 1936-42, Simmons 7 from 1925-31, Zernial 5 from 1951-55)...hit 27 of his 38 home runs in Oakland to set a Coliseum single season home run record, breaking Reggie Jackson's mark of 26 set in 1969...hit .384 in May with seven home runs and 25 RBI in 27 games; led the Majors in batting in the month and topped the AL with a .504 on-base pct. to earn AL Player of the Month honors for the second time in his career (September, 2000)...was named to his second consecutive All-Star team and was 0-for-1 with a run scored in the game in Seattle...recorded his 1,000th career hit in dramatic fashion on August 12 against New York as his two-out, two-run home run in the bottom of the ninth inning off Mike Stanton broke a 2-2 tie in a 4-2 A's win...became the 10th player in Oakland history to reach the 1,000 hit plateau.

**2000:** Capped off his finest season by becoming the sixth Oakland Athletic to be named American League Most Valuable Player by the BBWAA (Blue, Jackson, Canseco, Henderson and Eckersley)...finished second to Colorado's Todd Helton in the Associated Press Major League Player of the Year voting and was named to his first AL All-Star team...led MLB in walks (137) and on-base pct. (.476) and tied for the lead with four grand slams, the most in Athletics history...ranked among the AL top 10 in home runs (43, t-2nd), slugging pct. (.647, 3rd), RBI (137, t-4th), batting (.333, t-7th), total bases (330, 8th) and runs (108, T-10th)...the RBI total ranked 7th-most in franchise history and was the most in 67 years when Jimmie Foxx had 163 in 1933...the walk total was second only in franchise history to Eddie Joost's 149 in 1949...batted .349 at home, the 2nd-best home batting average in Oakland history to his .353 from 1999...became the fourth player (seventh time) in Oakland history to hit 40 home runs and finished with 43 which was fifth most in Oakland history and eighth most in franchise history...ranked sixth in the AL with a .356 avg. w/RISP...led the A's in batting, slugging, on-base pct., runs, hits, home runs, RBI, sacrifice flies, hit by pitches and walks...started the season with a bang as he became the first player in Oakland history to hit two home runs on Opening Day, April 3 against Detroit; it was his first of five two-homer games in 2000...ranked 4th among AL first basemen with a .995 fielding pct...went 4-for-4 on June 7 against San Diego with 2 home runs and a career high 7 RBI; that began a 19-game stretch where he hit .541 (33-for-61) with 25 walks (1 HBP, .678 OBP), 10 doubles, 5 home runs (.951 slugging pct.) and 23 RBI...stole home on June 11 at Los Angeles...finished June with a .450 average...started at first base in the All-Star Game and was 0-for-2 with a walk...was the first A's player voted in by the fans since McGwire and Canseco in 1992...tallied 1,229,295 votes...had 78 RBI at the break which T-3rd most in Oakland history at the break, three short of Reggie Jackson's record of 81 in 1973...recorded his 100th RBI of the season on August 12th against Detroit, the earliest in Oakland history a player has reached 100 RBI (Reggie Jackson, August 18, 1973)...suffered an anterior left shoulder strain on August 14 against Cleveland and missed eight of the A's 13 games from August 19 to September 1...A's were 2-6 in those eight

games...received a cortisone shot following the game on August 30 and went on to hit .400 in September with 26 runs, 13 home runs, 32 RBI, 25 walks, an .853 slugging pct. and a .529 on-base pct. in 27 games...named AL Player of the Month in September; led the AL in home runs, on-base pct. and slugging pct. in September...the RBI were his most ever in a month...hit his 40th home run on September 25 against Anaheim and finished the season by homering five times in his last eight games.

**1999:** Posted career highs in games (158) and hits (181)...topped the club in batting (.315), runs (115), hits, doubles (36), RBI (123) and walks (105)...ranked among the American League top 10 in walks (2nd), RBI (t-6th), on-base percentage (t-7th, .422), runs (9th) and extra base hits (t-10th, 70)...he and Manny Ramirez were the only American Leaguers who finished in the top 10 in all five of those categories...hit .353 at home to set an Oakland record for highest home batting average...ranked fifth in the AL in home batting average...led the A's in average with runners in scoring position (.313) for the third consecutive season...picked up the pace the second half of the season as he hit .361 in 74 games after the break with 18 HR and 72 RBI...his batting average was second best in the majors after the All-Star Break and his RBI tied for second to Mark McGwire's 75...was the A's Opening Day starter at designated hitter but made 140 starts at first base for the season...began an A's season high 18 game hitting streak on July 23 at Kansas City with a grand slam, his second of the season...hit .465 during the hitting streak, his fifth of 15 or more games in his career...hit his 100th career home run on September 6 against Detroit (Jeff Weaver)...led the A's in multiple hit games (46), multiple RBI games (31) and game-tying/go-ahead RBI (32)...ranked tied for second among AL first basemen with a .995 fielding percentage (7 errors in 1303 total chances).

**1998:** Led the team in batting (.295), home runs (27) and RBI (110) to become the fifth player (sixth time) to win an Oakland triple crown...had hitting streaks of 17 and 16 games to become the first player in Oakland history with two hitting streaks of 15 or more games in the same season...hit .319 in April, including the first of two two-homer games on April 16 against Kansas City (other was August 23 vs. Detroit)...had a streak of five straight multiple hit games from June 20-24 and finished the season with a team leading 45 multiple hit games...then went on to bat .340 in July which included his 17-game hitting streak from July 16-August 2...suffered a mild concussion on August 4 in the ninth inning of the second game of a doubleheader against New York when he was hit in the head by Derek Jeter's knee on a play at first base...missed just one game but had a season long 0-for-17 slump after his return...recorded his 500th career hit on September 8 with a fifth inning single off Doug Johns...that was part of his 16-game hitting streak from September 5-24...streak was part of a career high tying 39-game stretch where he reached base safely via hit or walk in each game from August 12-September 25...played on the Major League All-Star team that toured Japan during the off-season and hit .385 with a home run in six games.

**1997:** His second full season in the majors and he virtually matched his 1996 numbers, batting .293 with 20 HR and 81 RBI in 1997...also broke his own club record for doubles with 41 and became the fourth player in Athletics history with 40 doubles in consecutive seasons, joining Al Simmons (1925-26 and 29-30), Frank Baker (1911-12) and Harry Davis (1905-06)...had an Oakland record 25-game hitting streak from May 12 through June 23...hit .409 during the streak to break Carney Lansford's previous mark of 24 set in 1984...hit his first career grand slam on May 22 in Texas off John Burkett and 14 of his 20 home runs came with men on base...10 either tied the game or put the A's ahead...led the team with 66 runs scored, 152 hits and 44 multiple hit games and tied for the team lead with 81 RBI and 21 multiple RBI games...began the season as the A's left fielder, starting 30 of the A's first 32 games in left...13 of his next 15 starts came at DH before he returned to left field...moved to first base following the McGwire trade on July 31 and started 47 of the A's final 53 games at first...made 67 starts in left, 48 at first and 22 at DH.

**1996:** Spent most of his first full season in the Majors over the .300 mark while starting games at five different positions (LF, 1B, 3B, DH, RF)...by starting 43 games in left, 42 at first and 38 at third, he became the first player in Oakland history to start at least 30 games at three different positions...was one of five A's with 20 homers, hitting his 20th on July 26 at Toronto...did not homer the rest of the way, a span of 43 games and 154 at bats...began the year as the A's first baseman while McGwire was injured and had a 19-game hitting streak in April that had his average at the .344 mark for the month...included in the streak was a stretch where he went 8 for 8 with four walks and had a sacrifice fly from April 20-23...started in right field at Kansas City on May 4 but Brosius was injured that day and he started 38 of the A's next 47 games at third base...earned AL Player of the Week honors for the week of May 6-12...hit the 4,000th home run in Oakland history on May 17 at Boston off Wakefield.

**1995:** Made his MLB debut with two separate stints in Oakland...began the year at Edmonton but was recalled to Oakland on May 8...made his debut that night with a start at DH against Texas and picked up his first hit with a single off Roger Pavlik...went 2-for-11 in four games and was optioned back to Edmonton May 15 when rosters were cut back to 25...while at Edmonton, he hit .342 with 26 doubles and 41 RBI in 55 games as the Trappers third baseman...came back to Oakland for good on July 7 and hit his first MLB home run in the next day off Toronto's David Cone...injuries limited his playing time over the final six weeks of the season, missing five games with a strained hamstring, seven games with a mild concussion suffered August 26 in Boston and the final eight games with a sore right rib cage...split his playing time between third base (26 starts) and first base (20 starts) and he also made two starts at DH...came to the plate 11 times with a runner on third and less than two outs and knocked the runner in 10 times.

**MINOR LEAGUES 1994:** Split his year between Double-A Huntsville and Triple-A Tacoma and had his best success at the higher level...opened the year in Huntsville but spent a month at Triple-A before returning to Huntsville June 29...after 18 games in Double-A made his second trip to Tacoma and finished the season there...with Tacoma was 18 for 56 (.321) with runners in scoring position and kicked that up to .346 (9 for 26) with runners in scoring position and two outs...spent the fall playing third base for the Arizona Fall League champions, the Peoria Javelinas, and hit .283 with two homers and 21 RBI in 39 games...**1993:** Played the full year at Single-A Modesto of the California League and was the starting third baseman for the North squad in the California League All-Star Game played in June...went on the disabled list in late July with a sore right thumb and missed nearly a month of the season...finished at .291 on the season with 30 extra base hits and 60 RBI in 89 games...spent part of the winter playing for the Kauai Emeralds of the Hawaiian League...**1992:** Was the A's second round selection but spent most of his summer playing for the USA Olympic team (Barcelona)...returned from the Olympics in late August and was assigned to Single-A Southern Oregon (Northwest League)...in his 13 games at Southern Oregon he hit .317 with 3 HR, 13 RBI.

**POSTSEASON:** Played in at least one postseason game in eight of 10 seasons last decade...appeared as a pinch-hitter for the Rockies in all three games of the 2009 NLDS vs. Philadelphia...his pinch-hit RBI single in the 8th inning of Game 4 tied the score at 2-2; Rox would go ahead 4-2 in the inning but lost the game, 5-4...appeared in three Division



**GIAMBI CONTINUED**

Series games for the Yankees vs. Cleveland in 2007, going 1-for-4...hit .125 with one home run and two RBI in three 2006 Division Series games vs. Detroit...hit .421 with 3 doubles, 2 RBI in five 2005...batted .237 with four home runs and six RBI in 17 postseason games in 2003...in Game 7 of the ALCS vs. Boston, he became the first Yankee to record a multi-home run game since Chad Curtis hit two home runs in Game 3 of the 1999 World Series vs. Atlanta; also became the third Yankee to record a multi-home run game in ALCS play, joining Graig Nettles (1976) and Darryl Strawberry (1996)...batted 7th in Game 7 of the ALCS, the lowest he has started a game in the batting order since July 15, 1999 vs. San Francisco, when he also hit 7th...hit the 19th pinch-hit home run in World Series history in the 9th inning of Game 5 at Florida on October 23...it was his first career World Series homer and first ever pinch hit home run...batted .357 with a home run and 3 RBI in four Division Series games vs. the Angels in 2002...hit .353 in the 2001 ALDS against New York while playing for the A's, his first playoff experience...hit a solo homer in Game 1 and went 4-for-4 with 2 RBI in Oakland's loss in Game 5 at Yankee Stadium.

**PERSONAL:** Jason Gilbert Giambi was originally signed by A's scout Ed Crosby...is married, Kristian...the couple had their first child, daughter London, on 11/5/11...graduated from South Hills High School (1989) in West Covina...lettered three seasons in baseball, three in basketball and two as a quarterback in football earning all-league honors in each sport...was the league basketball MVP his senior season...drafted by Milwaukee (43rd round) out of high school but elected to attend Long Beach State University where he played baseball and majored in business...was the Big West Conference Freshman of the Year in 1990 and earned All-League First-Team honors twice...as a sophomore led the Big West Conference in hitting with a .407 average and for his college career hit .397...was a member of the 1991 All-College World Series team...was a member of the bronze medal winning U.S. baseball team at the 1991 Pan Am Games in Havana, Cuba, and a member of the U.S. Olympic club that competed in Barcelona in the summer of 1992...lists off-roading and professional wrestling as two of his hobbies...launched "Operation Gumby" in 1999 which reaches out to children across the country to deal with the issue of bed-wetting...is also a spokesman for CAP Cure which helps raise money and awareness in the fight against prostate cancer...has also sponsored the Oakland Special Olympics Soccer Team and is involved with Big Brothers/Big Sisters...received the Dave Stewart Community Service Award and the Fred Hutchinson Award in 2000... is a major contributor to the creation of "The Zone" at Mount Sinai Hospital in New York City...the Zone is a state-of-the-art therapeutic play and educational environment for children and families that receive care within the Department of Pediatrics at Mount Sinai.

GRAND SLAMS (14)			
DATE	OPP.	INNING	PITCHER
5/22/97	at TEX	4	John Burkett
4/25/99	at BAL	2	Ricky Bones
7/23/99	at KC	3	Mac Suzuki
4/9/00	vs. CWS	7	Tanyon Sturtzen
5/21/00	vs. MIN	2	Sean Bergman
6/7/00	vs. SD	4	Matt Clement
9/15/00	at TB	3	Albie Lopez
4/24/01	at CWS	3	Mark Buehrle
5/17/02	vs. MIN	14	Mike Trombley
9/23/03	at CWS	9	Kelly Wunsch
7/9/06	at TB	3	Casey Fossum
9/11/07	at TOR	5	Shaun Marcum
7/2/08	vs. TEX	3	Luis Mendoza
8/17/08	vs. KC	2	Brian Bannister

PINCH-HIT HOME RUNS (7)			
DATE	OPP.	INNING	PITCHER
8/11/07	at CLE	9	Edwar Mujica
6/5/08	vs. TOR	9	B.J. Ryan
8/28/08	vs. BOS	7	Hideki Okajima
9/19/09	at ARI	9	S. Schoeneweis
6/23/10	vs. BOS	9	Jon. Papelbon
9/12/10	vs. ARI	9	Sam Demel
8/15/11	vs. FLA	9	Randy Choate

WALK-OFF HOME RUNS (7)			
DATE	OPP.	INNING	PITCHER
8/12/01	vs. NYY	9	Mike Stanton
5/17/02	vs. MIN	14	Mike Trombley
6/15/05	vs. PIT	10	Jose Mesa
6/5/08	vs. TOR	9	B.J. Ryan
6/23/10	vs. BOS	9	Jon. Papelbon
9/12/10	vs. ARI	9	Sam Demel
8/16/11	vs. FLA	9	Juan Oviedo


**ROCKIES DESIGNATED HITTER YEAR-BY-YEAR**

Year	AVG	AB	R	H	2B	3B	HR	RBI	BB	IBB	SO	HBP	SB	CS	OBP	SLG
1997	.258	31	6	8	0	0	1	1	3	1	5	1	2	1	.343	.355
1998	.208	24	1	5	1	0	0	0	0	0	8	0	0	0	.208	.250
1999	.143	21	2	3	0	0	1	2	5	1	4	0	0	0	.308	.286
2000	.105	19	1	2	0	0	0	0	5	0	7	1	0	0	.320	.105
2001	.217	23	3	5	3	0	1	2	2	0	4	0	0	0	.280	.478
2002	.370	27	6	10	6	0	1	4	8	0	3	1	0	0	.514	.704
2003	.304	23	6	7	2	0	4	8	1	0	5	0	0	0	.333	.913
2004	.263	38	5	10	2	0	0	1	1	0	14	0	0	0	.282	.316
2005	.391	23	2	9	2	0	1	3	2	0	7	0	1	0	.609	.440
2006	.208	24	2	5	1	0	1	5	1	0	6	1	1	0	.269	.375
2007	.225	40	1	9	0	1	0	2	2	0	6	0	2	0	.262	.275
2008	.162	37	5	6	1	0	0	4	2	0	10	0	1	1	.205	.189
2009	.389	36	4	14	3	0	3	11	0	0	3	0	0	0	.378	.722
2010	.212	33	1	7	2	0	1	5	5	0	7	0	0	0	.316	.364
2011	.304	23	5	7	2	0	2	4	3	0	7	0	0	0	.385	.652
<b>Totals</b>	<b>.254</b>	<b>422</b>	<b>50</b>	<b>107</b>	<b>25</b>	<b>1</b>	<b>16</b>	<b>52</b>	<b>40</b>	<b>2</b>	<b>96</b>	<b>4</b>	<b>7</b>	<b>2</b>	<b>.323</b>	<b>.431</b>

**ROCKIES GAME-ENDING PINCH HOME RUNS**

Players	Date	Result
Jason Giambi	Sept. 12, 2010	W, 4-2 vs. ARI
Jason Giambi	June 23, 2010	W, 8-6 vs. BOS
Chris Iannetta	Sept. 29, 2009	W, 7-5 vs. MIL (11 innings)
John Vander Wal	May 18, 1996	W, 9-8 vs. STL
Ellis Burks	June 2, 1995	W, 7-4 vs. PIT





# 67 HECTOR GOMEZ INF

**Ht:** 6-2      **Wt:** 180      **B/T:** R/R      **Age:** 24  
**Born:** March 5, 1988 in San Pedro, DR      **Residence:** San Pedro, DR  
**Major League Service:** 0.013      **Contract:** Through 2012  
**Obtained:** Signed as a non-drafted free agent on July 29, 2004

## COLORADO

### HIGHLIGHTS

Made his Major League debut with Colorado on 9/16/11 vs. SF...**notched first Major League hit on 9/17/11 vs. SF with a single off Guillermo Mota**...his 102 games played in 2011 at Double-A are his most since 124 games at Asheville in 2007...hit a career-high 14 home runs at Double-A Tulsa in 2011...rated by *Baseball America* as the Rockies No. 18 prospect prior to the 2012 season...**Gomez was ranked among the Rockies top-10 prospects by Baseball America prior to each of the last four seasons (2008-11)**...missed all but one game in 2008 due to injury.

#### 2011

- Was recalled by the Rockies in September and made his Major League debut on 9/16 vs. SF...would get the start in two-straight games at shortstop 9/16 and 9/17...collected his first Major League hit on 9/17 with a single to center field in the sixth inning and had his second hit in the same game with a single to right field, his first career multi-hit game.
- When he was recalled in September, Gomez became one of 10 Rockies this season to make their Major League debut, joining Charlie Blackmon, Rex Brothers, Tommy Field, Cole Garner, Alan Johnson, Juan Nicasio, Jordan Pacheco, Drew Pomeranz and Wilin Rosario...made just two starts with the Rockies due to a sore lower back.
- Began the season with Double-A Tulsa where he was the everyday shortstop for the Drillers...hit .235 (100-for-425) with 23 doubles, 6 triples, 14 home runs, 50 RBI, 46 runs and 16 stolen bases in 102 games.
- Finished the season with the Drillers with the second-most triples, third-most stolen bases and doubles, the fourth-most RBI and the fifth-most home runs and hits.

**2010:** Played just two games in April in his Double-A debut before suffering an injury that caused him to miss the rest of April and all of May and June...returned to action in mid-July on a rehab assignment for Short Season Tri-City...returned to Tulsa for two weeks in August before being shutdown for the remainder of 2010 with still two weeks remaining in the campaign...despite the limited playing time at Double-A, Gomez was able to produce a solid batting line that featured a .314 (11-for-35) batting average with 4 doubles in his 9 games.

**2009:** After missing all but one game in 2008, Gomez returned to Modesto for a full season in 2009 as the club's shortstop...in what was only his second full Minor League season. Gomez hit .275 (93-for-338) with 32 extra-base hits in 83 games...missed time in April and June with separate injuries...despite missing significant time due to injury, still had the fifth-most total bases (143), the sixth-most hits (93), and the seventh-most RBI with 42 on the club...rated as the Rockies fifth-best prospect, and as having the best infield arm by *Baseball America* following the season.

**2008:** Played in just one game before injuring his leg and missing the rest of the season.

**2007:** As a 19-year-old was a Mid-Season South Atlantic League All-Star, and also named to the All South Atlantic League Postseason team...he was the youngest player named to the All-SAL Team...his 89 runs scored and 225 total bases were the second-most on the club, while his 142 hits were the third-most for the Tourists...finished tied for fourth on the team with 34 doubles and 20 stolen bases...following season was rated by *Baseball America* as the fourth-best prospect in Colorado's system as well as being tabbed as the best defensive infielder and having the best infield arm.

**2006:** Split the season between Rookie Level Casper and Tri-City...combined to bat .312 (77-for-247) with 5 home runs and 41 RBI in 62 games...started season with Casper, batting .327 (66-for-202), 10th-best average in the Pioneer League...led Casper in hits, RBI (35) and slugging percentage (.485)...was transferred to Tri-City on 8/25 and played in 12 games for the Dust Devils, batting .244 (11-for-45)...hit safely in 8 of 12 games...following the season was named the third-best prospect in the Pioneer League by *Baseball America* and the 15th-best in the Rockies' minor league chain.

**2005:** Posted impressive first pro campaign in DSL...led club in average (.335), hits (81), doubles (16), home runs (6), RBI (43) and sac flies (3).

**PERSONAL:** Signed by Rockies scouts Rolando Fernandez and Hector Roa.

### GOMEZ'S CAREER RECORD

Year	Team	AVG	G	AB	R	H	2B	3B	HR	RBI	SAC	SF	HBP	BB	IBB	SO	SB	CS	GIDP	OBP	SLG
2005	Rockies (DSL)	.335	67	242	49	81	16	1	6	43	0	3	15	24	1	38	15	12	7	.423	.483
2006	Casper	.327	50	202	24	66	9	4	5	35	1	4	3	11	1	26	5	3	5	.364	.485
	Tri-City	.244	12	45	4	11	3	0	0	6	1	1	1	0	0	14	0	1	0	.255	.311
2007	Asheville	.266	124	534	89	142	34	8	11	61	6	2	5	29	0	120	20	10	4	.309	.421
2008	Modesto	.333	1	3	0	1	0	0	0	2	0	0	0	0	0	0	0	0	0	.333	.333
2009	Modesto	.275	83	338	39	93	21	4	7	46	4	6	5	15	1	68	10	4	4	.310	.423
2010	Tri-City	.246	18	69	8	17	2	1	2	7	0	1	0	5	0	15	0	3	2	.293	.391
	Tulsa	.314	9	35	6	11	4	0	0	3	0	0	0	0	0	8	0	0	0	.314	.429
2011	Tulsa	.235	102	425	46	100	23	6	14	50	5	1	3	19	1	94	16	4	9	.272	.416
	COLORADO	.333	2	6	1	2	0	0	0	0	0	0	0	1	1	2	0	0	0	.429	.333
	<b>Major League Totals</b>	<b>.333</b>	<b>2</b>	<b>6</b>	<b>1</b>	<b>2</b>	<b>0</b>	<b>0</b>	<b>0</b>	<b>0</b>	<b>0</b>	<b>0</b>	<b>0</b>	<b>1</b>	<b>1</b>	<b>2</b>	<b>0</b>	<b>0</b>	<b>0</b>	<b>.429</b>	<b>.333</b>
	<b>Minor League Totals</b>	<b>.276</b>	<b>466</b>	<b>1893</b>	<b>265</b>	<b>522</b>	<b>112</b>	<b>24</b>	<b>45</b>	<b>251</b>	<b>19</b>	<b>18</b>	<b>32</b>	<b>103</b>	<b>4</b>	<b>383</b>	<b>66</b>	<b>37</b>	<b>31</b>	<b>.321</b>	<b>.432</b>



# 5 CARLOS GONZALEZ OF

Ht: 6-1      Wt: 220      B/T: L/L      Age: 26/27

Born: Oct. 17, 1985 in Maracaibo, VZ      Residence: Maracaibo, VZ

Major League Service: 3.059      Contract: Through 2017

Obtained: Trade from Oakland for Matt Holliday on November 12, 2008

## COLORADO

### HIGHLIGHTS

Has 75 doubles, 19 triples, 73 home runs, 62 stolen bases, 238 RBI and a .924 OPS in 361 career games with Colorado...Gonzalez's .311 average in his 1,346 at-bats for the Rockies is the seventh-highest in franchise history (minimum 1,000 AB)...**set Rockies franchise record with at least one RBI in 11-straight games 8/15-27 (21 RBI total)**...finished third in the National League MVP voting following his 2010 campaign that netted him his first career Louisville Slugger® Silver Slugger™ Award and Rawlings Gold Glove® Award...**voted by his fellow players as the 2010 National League most Outstanding Player and Major League Player of the Year (Players Choice Awards)**...**became the fifth Rockies player to win a batting title in 2010 when he paced the NL with his .336 batting average**...led all Major League outfielders in batting average, runs, hits and total bases (T-1st), and finished second in home runs and RBI in his breakout 2010 season...**became the first Rockies player with back-to-back 20 HR/20 SB seasons in 2010-11**...tied for National League lead with 12 outfield assists in 2011 (4 in RF, 3 in CF, 5 in LF)...notched first MLB hit (double) in first career at-bat on 5/30/08 at Texas (off Kevin Millwood)...started in right field for the World Team at the All-Star Futures Game in Pittsburgh in 2006...selected as Midwest League MVP and Prospect of the Year while playing for South Bend (.307 average, 18 home runs, 92 RBI) in 2005...**named No. 1 prospect in both the Arizona and Oakland organization's prior to the 2008 season by Baseball America.**

### CAREER

- After completing just his second full Major League season in 2011, Gonzalez ranks as one of the top-five outfielders in the game in several different categories, including: batting average (2nd, .317), runs (4th, 203), home runs (4th, 60), RBI (4th, 209), slugging percentage (.566), extra-base hits (5th, 133) and OPS (3rd, .936).
- Begins his fourth season in the Rockies organization, and 10th year as a professional (debuted in 2003); the Rox are his third organization...has also played for Oakland and Arizona organizations.
- Has been involved in two major trades, as he has been included in deals for three-time All-Star Dan Haren and five-time All-Star Matt Holliday.
- Since he became a Major League regular with the Rockies following the 2009 All-Star break, Gonzalez ranks in the top-5 of all NL players in batting average (.318, 2nd), runs (245, 5th), slugging percentage (.572, 1st) and OPS (.944, 4th).
- His 12 outfield assists in 2011 were tied for the most in the NL...has 20 outfield assists from 2010-11 (ninth-most in Majors)...his .996 fielding percentage over the last two seasons is the fifth-best among MLB outfielders.
- Led the Major Leagues with a .468 (22-for-47) batting average with runners in scoring position and 2 outs in 2011...is a career .313 (124-for-396) hitter with RISP.
- Since 1980, only three NL batting champs have been younger than Gonzalez (24 years, 349 days) was when he won the title in 2010 (1984 – Tony Gwynn, 24 years, 145 days; 1992 – Gary Sheffield, 23 years, 318 days; 2003 – Albert Pujols, 23 years, 258 days; courtesy of STATS LLC.).
- He is one of four Rockies players to have been awarded both a Gold Glove® and Silver Slugger® in the same season; joining Larry Walker (1997 and 1999), Todd Helton (2001-02) and Troy Tulowitzki (2010-11).
- In 2010, Gonzalez finished in the top-four of the NL in several offensive categories, including: runs (111, 3rd), hits (197, 1st), home runs (34, 4th), RBI (117, 2nd), slugging percentage (.598, 2nd), OPS (.974, 3rd), total bases (351, 1st) and extra-base hits (77, 2nd).
- According to STATS LLC., Gonzalez became just the sixth player since 1959 to lead the NL in batting and finish in the top four of the NL in both home runs and RBI with his 2010 campaign.
- The Gold Glove® also finished the 2010 campaign with the second-highest fielding percentage among all NL outfielders, and was the only NL outfielder to have at least one assist from all three outfield positions.
- The versatile defender has played 171 games in left field, 200 games in center field and 118 games in right field in his four Major League seasons.

GONZALEZ

### 2011

### HIGHS AND LOWS

### CAREER

4, 3x, last: August 27 at LAD	<b>Hits</b>	4, 10x, last: August 27, 2011 at LAD
2, 2x, last: June 27 at CHC	<b>Home Runs</b>	2, 4x, last: June 27, 2011 at CHC
6, July 3 vs. KC	<b>RBI</b>	6, 2x, last: July 3, 2011 vs. KC
15, August 12-28	<b>Hit Streak</b>	16, August 23-September 8, 2010
3, 4x, last: July 1 vs. KC	<b>Runs</b>	3, 8x, last: July 1, 2011 vs. KC
2, 2x, last: June 24 at NYY	<b>Doubles</b>	2, 13x, last: June 24, 2011 at NYY
1, 3x, last: July 2 vs. KC	<b>Triples</b>	1, 20x, last: July 2, 2011 vs. KC
8, 2x, last: June 27 at CHC	<b>Total Bases</b>	10, July 31, 2010 vs. CHC
3, May 12 vs. NYM	<b>Walks</b>	3, 3x, last: May 12, 2011 vs. NYM
4, June 5 at SF	<b>Strikeouts</b>	4, 2x, last: June 5, 2011 at SF
2, May 13 vs. SD	<b>Stolen Bases</b>	2, 2x, last: May 13, 2011 vs. SD

- Gonzalez is one of three NL players to have at least 70 home runs (73 HR) and 60 stolen bases (62 SB) over the last three seasons, along with Matt Kemp and Ryan Braun...however, Gonzalez's 361 games played from 2009-11 is more than 100 games played fewer than both Kemp (482 games) and Braun (465).
- Notched first career cycle on 7/31/10 vs. CHC (single, triple, double, home run)...his homer was a walk-off blast on what was the first pitch of the 9th inning...became the third player in MLB history to hit walk-off homer to complete a cycle.
- Had a career-long 16-game hitting streak 8/23-9/8/10 in which he batted .516 (32-for-62) with 9 doubles, 2 triples, 7 home runs and 21 RBI...was the longest streak for a Rockies player in 2010.
- Three-time NL Player of the Week, including once in 2011 (8/22-28/11; .481, 2 2B, 3 HR, 110 RBI 9 runs) and twice in 2010, (7/26-8/1; .533, 2 2B, 1 3B, 4 HR, 7 RBI, 10 runs and 8/23-29; 4 2B, 1 3B, 4 HR, 11 RBI).
- In the 2009 Division Series vs. Philadelphia (his lone postseason series), Gonzalez batted .588 (10-for-17) with 2 doubles, one home run and 5 runs scored in 4 games.
- Saw first big league action (85 games) in 2008 with the A's...his 22 doubles tied for seventh-most among AL rookies despite spending more than two months in the minors.
- Averaged 36 doubles, 4 triples, 19 home runs and 92 RBI while batting .295 in a span of three Minor League seasons from 2005-07.

## 2011

- Started his fourth Major League season as the Rockies starting left fielder, moved to center field in the middle of the season and finished 2011 as the Rockies primary right fielder.
- Despite playing in just 127 games due to injuries, was still one of the National League's most productive outfielders, as he finished among the NL's top-10 outfielders in several different categories, including batting average (8th, .295), runs (T6th, 92), home runs (T7th, 26), RBI (7th, 92), slugging (6th, .526) and OPS (8th, .889).
- Set Rockies franchise record with RBI in 11-straight games (21 RBI) 8/15-27...passed Vinny Castilla (4/14-25/04) for longest...longest by MLB player in 2011.
- Had season-high 15-game hit-streak snapped 8/29...hit .417 (25-for-60) with 8 home runs, 26 RBI, 18 runs and 5 doubles during streak...15-game streak was one game shy of career-high 16-game streak, 8/23-9/8/10...also had an 11-game hit-streak earlier in the season.
- His .331 (87-for-263) batting average at home and his .339 (41-for-121) RISP average were both fifth-highest in the NL...additionally, his 61 runs scored at Coors Field were the most in the NL by a player at home.
- Hit an MLB-best .468 (22-for-47) with 30 RBI with runners in scoring position and 2 outs...30 RBI w/ RISP and 2 outs were tied for ninth-most in the Majors.
- Was named the NL Player of Week for 8/22-28...hit .481 (13-27) with 2 doubles, 3 home runs, 10 RBI, 9 runs and a 1.422 OPS (.533 OBP, .889 SLG)...had 4 multi-hit games and 3 multi-RBI games.
- Had his best month in August when he led the MLB with 30 RBI while adding 9 home runs, 22 runs and a .340 (33-for-97) batting average.
- Tied for the NL lead with 12 outfield assists...broke down with 4 assists in right field, 3 in center field and 5 in left field.
- Tied his career-high with 6 RBI 7/3 vs. KC...other: 9/23/10 at ARI.
- Has at least 33 extra-base hits, 55 runs, 51 RBI and an .850 OPS at the All-Star break in each of his last two seasons, which are first two full MLB seasons.
- Finished his second season with at least 20 home runs and at least 20 stolen bases...is the first Rockie to reach the feat in back-to-back seasons and just the second Rockie to have multiple 20/20 seasons (also Dante Bichette).
- Led the Rockies with his 92 runs...finished second in both hits, home runs and RBI (only behind Tulowitzki) while his average was third.
- His rate of 5.23 at-bats per RBI was the 14th-best among all MLB players and seventh-best in the National League.
- Was placed on the 15-day disabled list once in 2011 from 7/22-8/6 with a strained right wrist he suffered crashing into the center field wall.

**2010:** In what was his first full Major League season, Gonzalez led the Rockies in nearly every offensive category and carried a National League triple crown run into the season's final month...became the fifth Rockies player to win the National League batting title...2010 is the seventh season a Rockies player has led the league in hitting (Larry Walker led NL three times)...his .336 batting average (197-for-587) was 12 points higher than second place Joey Votto (.324)...perhaps one of the most consistent hitters in the game in 2010, as the majority of his splits show minimal differences...he batted .320 vs. left-handers, .345 vs. right-handers, .356 in the day, .325 at night, .380 at home, .289 on the road, .331 with none on, .341 with runners on base, .350 with runners in scoring position and .313 with the bases loaded...finished among NL leaders in several offensive categories, including: runs (111, 3rd), hits (197, 1st), HR (34, 4th), RBI (117, 2nd), slugging percentage (.598, 2nd), OPS (.974, 3rd), total bases (351, 1st) and extra-base hits (77, 2nd)...according to STATS LLC., Gonzalez became just the sixth player since 1959 to lead the NL in batting and finish in the top four of the NL in both HR and RBI...the other five to do so are: Matt Holliday in 2007, Albert Pujols in 2003, Dave Parker in 1978, Billy Williams in 1972 and Hank Aaron in 1959...was named the NL Player of the Week twice in 2010...first for the week of 7/26-8/1 when he batted .533 (16-for-30) with two doubles, a triple, four home runs and seven RBI with 10 runs scored...he was then named Player of the Week again for the week of 8/23-29 by batting .545 (12-for-22) with four doubles, a triple, four home runs and 11 RBI...had the first cycle of his career (1B, 3B, 2B, HR), and the sixth in Rockies history, on 7/31 vs. CHC...capped the cycle by blasting his first career walk-off home run to lead off the 9th inning...ELIAS: Only four other players in MLB history have hit a game-ending home run while hitting for the cycle in the same game: Ken Boyer (9/14/61), Cesar Tovar (9/19/72), George Brett (5/28/79) and Dwight Evans (6/28/84)...Brett's homer was the only one of the four that did not "complete" the cycle...versatile outfielder started 55 games in center, 51 games in left and 34 games in right...had an outfield assist from each position, and finished tied for ninth in the NL with eight outfield assists...had the second-best fielding percentage in the NL among outfielders, with a .996 mark.

**2009:** In just his second big league season, Gonzalez hit .284 with 13 home runs, 29 RBI and 16 stolen bases...set career highs in runs, hits, triples, home runs, RBI, walks, stolen bases and total bases despite playing in just 4 more games than his 2008 rookie season with the A's (85 games in 2008)...hit .320 with a .608 slugging pct. in the second half, an improvement on his first half totals (.202 AVG, .333 SLG)...his .992 OPS in the second half was the 2nd-best total among Rockies, trailing only Troy Tulowitzki, who finished 2nd in the NL with a 1.042 OPS in the 2nd half...had 6 home runs in

an 8-game stretch from 8/11-19, including a career-best 4 consecutive games with a HR, 8/16-19...finished 3rd on the Rox with 16 stolen bases, going 16-for-20 in stolen base attempts (80.0 pct.)...hit leadoff in 26 games, and the club went 20-6 with him starting at that spot; hit .300 (.379 OBP) with 7 HR's in the No. 1 slot...hit first career leadoff HR 9/5 vs. ARI, and added another 9/19 at ARI; 4th leadoff HR for Rox in '09 (also: Spilborghs, 5/2; Fowler, 4/8)...versatile defender started games at all 3 outfield positions (24-LF, 28-CF, 1-RF)...had an outfield assist in 3 consecutive games at 3 different positions (6/28-LF, 6/27-CF, 6/23-RF)...recalled from Triple-A Colorado Springs on 6/5 and remained with the club the rest of the season...was hitting .340 (64-for-188), 10 HR, 59 RBI at Triple-A prior to being recalled; his 59 RBI led all of Minor League Baseball at time of recall on June 5...also ranked 8th in the Pacific Coast League in AVG, 2nd in extra-base hits (29), while ranking 2nd with 7 triples and 3rd in runs scored (42)...made first Rox start 6/6 at STL as CF; club won each of his first 7 starts, as well as 11 of his first 12, 15 of 17, 19 of 22 and 27 of 31...hit first HR in Rox uniform 6/18 vs. TB (5th career HR; 3rd career HR vs. TB in 8th career game against the club, as he hit 2 of his 4 HR's with Oakland against TB in 2008)...fell a HR short of cycle 7/8 vs. WSH; hit HR's in back-to-back games for the first time in his career 8/11-12 vs. PIT...sliced his hand at home with a steak knife 8/22 and received stitches; was used in the immediate games following as a defensive replacement; also recorded a bunt hit...had season best 12 extra base hits in September (4-2B, 3-3B, 5-HR)...had a .599 slugging pct. from the beginning of August on...finished the season going 29-for-106, 5 HR, 11 BB, 10 RBI, 20 runs after returning to starting lineup (bruise left thumb).

**2008:** Was named the A's No. 1 prospect by *Baseball America* after he was acquired from Arizona in the Dan Haren trade and made his MLB debut on 5/30...hit .242 with 4 home runs and 26 RBI in 85 games over two stints with the A's...had 22 doubles, which tied for 7th-most among AL rookies despite spending two and a half months of the season in the minors...had 3 of his 4 home runs and 18 of his 26 RBI at home...made team-leading 66 starts in CF and also started 10 games in RF...started games at every spot in the order except first and ninth and had his greatest success batting fifth, where he hit .353 in 18 games...was batting .291 with 4 home runs and 25 RBI in 42 games with Triple-A Sacramento when he was recalled by Oakland on 5/30; made his MLB debut that night in Texas and went 2-for-3 with a pair of doubles and an RBI; started in CF and doubled off Kevin Millwood in his first at bat in the 3rd inning for his first hit...hit his first career home run in the 4th inning on 6/20 vs. FLA off Mark Hendrickson...stole home in the 6th inning on 6/22 against the Marlins as part of a double steal with Ellis; it was the second steal of home by an Athletic in 2008 (Crosby, May 11 at Texas)...hit .306 over a 32-game stretch from 6/30-8/8, including 8/5 game at Toronto when he was a perfect 4-for-4 for his first career 4-hit game...optioned to Sacramento on 8/28...started 73 of the A's 79 games during his first stint...returned to Oakland on 9/17 following the conclusion of the Triple-A playoffs...hit .406 (13-for-32) with 2 home runs and 8 RBI in eight Pacific Coast League playoff games to earn Co-PCL Postseason MVP honors along with Chris Denorfia while helping the River Cats to the PCL Championship.

**MINOR LEAGUES 2007:** Continued his progression through the Arizona farm system as he spent most of the year at Double-A Mobile before earning a late season promotion to Triple-A Tucson...hit .286 with 16 home runs and 75 RBI in 120 games at Mobile and .310 with a home run and 11 RBI in 10 games at Tucson for a combined .288 average with 17 home runs and 86 RBI in a career high 130 games...tied for 3rd in the Diamondbacks farm system in RBI and tied for 4th in home runs...tied for the Southern League lead in doubles (33) and extra base hits (52) and T-3rd in total bases (218)...led Mobile in doubles, home runs and RBI...tied for the SL lead among outfielders in double plays (4) and errors (12) and was second in assists (12)...his .288 combined batting average included a .325 (105-for-323) mark with 14 of his 17 home runs and 62 of his 86 RBI against right-handed pitchers...promoted to Tucson on 8/24 and reached base safely via hit or walk in 9 of his 10 games with the Sidewinders...named the Diamondbacks top prospect by *Baseball America* following the season...played for Zulia in the Venezuela Winter League (.262, 2 HR, 15 RBI in 43 games)...**2006:** Spent the majority of the season with Single-A Lancaster before a late-season promotion to Tennessee for his first taste of Double-A ball...led Arizona farmhands with 99 RBI while ranking 5th with 23 homers...also hit .289 with 41 doubles and 4 triples in combined 122 games...among all minor leaguers, he ranked T-6th with 68 extra-base hits and T-9th in doubles...topped the California League with a .563 slugging percentage and ranked 4th in RBI (94) and extra-base hits (60)...led all Single-A players in slugging pct. while ranking 8th in RBI, T-8th in sacrifice flies (9) and 10th in extra-base hits...was one of five JetHawks selected to the California League Postseason All-Star Team...recognized as a *Baseball America* High Single-A All-Star and a Topps Single-A All-Star...went 1-for-4 with one run scored as the starting RF for the World Team at the 8th Annual All-Star Futures Game on July 9 at PNC Park...promoted to Tennessee on 8/15 and played in 18 games...**2005:** Selected as the Midwest League's MVP and Prospect-of-the-Year...also garnered *Baseball America* Low Single-A All-Star and Topps Midwest League Player-of-the-Year and Single-A All-Star honors...among league leaders, he ranked 2nd in hits (158) and total bases (252), 3rd in RBI (92), 5th in runs scored (91) and 7th in batting (.307)...was named minor league Batter of the Week, May 30-June 5...tabbed as the Arizona farm system's Player-of-the-Month for June after batting .400 with four home runs and 18 RBI...**2004:** Tabbed by *Baseball America* as the third-best prospect in the Northwest League...hit .275 in 14 games for Single-A South Bend before a fractured right wrist landed him on the DL from 4/30-6/14...returned to action with Single-A Yakima on 6/18 and hit 5 home runs in his first 11 games...**2003:** Played for Rookie Missoula and ranked 2nd on the club in games (72), at bats (275), runs (45), total bases (111), triples (4) and stolen bases (12), T-2nd in hits (171), and 3rd in doubles (14) and home runs (6)...selected by *Baseball America* as one of the top 30 prospects in the Arizona organization.

**POSTSEASON:** In his first playoff experience in 2009, collected 10 hits and reached base safely 12 times vs. the Phillies during the NLDS...his 10 hits were the most for any player in Division Series play in the Majors in 2009 (no other player had more than 6 hits)...9 of his 10 hits were off lefties (9-for-15, walk, 2 doubles)...logged 2 hits in Games 1 and 4, and 3 hits in Games 2 and 3...scored 5 of the Rox' 15 runs in the series...hit from leadoff spot in all but one game (Game 1, hit second in the order)...connected for first postseason home run in Game 3, a game-tying solo shot off Joe Blanton, at Coors Field.

**PERSONAL:** Carlos Eduardo Gonzalez...originally signed by the Arizona Diamondbacks as a 17-year-old in 2002...attended Liceo Udon Perez High School in Maracaibo, Venezuela.

**GONZALEZ'S CAREER RECORD**

Year	Team	AVG	G	AB	R	H	2B	3B	HR	RBI	SAC	SF	HBP	BB	IBB	SO	SB	CS	GDP	OBP	SLG
2003	Missoula	.258	72	275	45	71	14	4	6	25	0	3	5	16	1	61	12	7	3	.308	.404
2004	South Bend	.275	14	51	5	14	4	0	1	8	0	0	0	1	0	13	0	2	0	.288	.412
	Yakima	.273	73	300	44	82	15	2	9	44	2	2	3	22	0	70	2	0	4	.327	.427
2005	South Bend	.307	129	515	91	158	28	6	18	92	0	1	5	48	8	86	7	3	12	.371	.489
2006	Lancaster	.300	104	403	82	121	35	4	21	94	0	9	10	30	7	104	15	8	6	.356	.563
	Tennessee	.213	18	61	11	13	6	0	2	5	1	0	0	7	0	12	1	0	3	.294	.410
2007	Mobile	.286	120	458	63	131	33	3	16	75	2	6	1	32	2	103	9	5	7	.330	.476
	Tucson	.310	10	42	9	13	5	0	1	11	0	0	0	6	1	6	1	0	1	.396	.500
2008	Sacramento	.283	46	173	23	49	9	1	4	28	0	0	0	16	3	35	1	1	5	.344	.416
	<b>OAKLAND</b>	<b>.242</b>	<b>85</b>	<b>302</b>	<b>31</b>	<b>73</b>	<b>22</b>	<b>1</b>	<b>4</b>	<b>26</b>	<b>1</b>	<b>0</b>	<b>0</b>	<b>13</b>	<b>1</b>	<b>81</b>	<b>4</b>	<b>1</b>	<b>7</b>	<b>.273</b>	<b>.361</b>
2009	Colo. Springs	.339	48	192	43	65	12	7	10	59	3	1	5	22	2	32	6	3	2	.418	.630
	<b>COLORADO</b>	<b>.284</b>	<b>89</b>	<b>278</b>	<b>53</b>	<b>79</b>	<b>14</b>	<b>7</b>	<b>13</b>	<b>29</b>	<b>5</b>	<b>3</b>	<b>3</b>	<b>28</b>	<b>3</b>	<b>70</b>	<b>16</b>	<b>4</b>	<b>3</b>	<b>.353</b>	<b>.525</b>
2010	<b>COLORADO</b>	<b>.336</b>	<b>145</b>	<b>587</b>	<b>111</b>	<b>197</b>	<b>34</b>	<b>9</b>	<b>34</b>	<b>117</b>	<b>0</b>	<b>7</b>	<b>2</b>	<b>40</b>	<b>8</b>	<b>135</b>	<b>26</b>	<b>8</b>	<b>9</b>	<b>.376</b>	<b>.598</b>
2011	<b>COLORADO</b>	<b>.295</b>	<b>127</b>	<b>481</b>	<b>92</b>	<b>142</b>	<b>27</b>	<b>3</b>	<b>26</b>	<b>92</b>	<b>0</b>	<b>6</b>	<b>7</b>	<b>48</b>	<b>8</b>	<b>105</b>	<b>20</b>	<b>5</b>	<b>11</b>	<b>.363</b>	<b>.526</b>
	Colo. Springs	.300	3	10	1	3	0	0	0	0	0	0	0	0	0	0	0	0	0	.300	.300
<b>Major League Totals</b>		<b>.298</b>	<b>446</b>	<b>1648</b>	<b>287</b>	<b>491</b>	<b>97</b>	<b>20</b>	<b>77</b>	<b>264</b>	<b>6</b>	<b>16</b>	<b>12</b>	<b>129</b>	<b>20</b>	<b>391</b>	<b>66</b>	<b>18</b>	<b>30</b>	<b>.350</b>	<b>.521</b>
<b>Minor League Totals</b>		<b>.290</b>	<b>637</b>	<b>2480</b>	<b>417</b>	<b>720</b>	<b>161</b>	<b>27</b>	<b>88</b>	<b>441</b>	<b>8</b>	<b>22</b>	<b>29</b>	<b>200</b>	<b>24</b>	<b>522</b>	<b>54</b>	<b>29</b>	<b>43</b>	<b>.347</b>	<b>.483</b>

GONZALEZ

**DIVISION SERIES RECORD**

Year	Team	AVG	G	AB	R	H	2B	3B	HR	RBI	BB	SO
2009	COLORADO vs. Philadelphia	.588	4	17	5	10	2	0	1	1	1	2

**CAREER TRANSACTIONS**

- 2002: Signed by Arizona as a non-drafted free agent on 8/3.
- 2007: Acquired by Oakland along with LHP's Brett Anderson, Dana Eveland and Greg Smith, IF Chris Carter and OF Aaron Cunningham in exchange for RHP's Dan Haren and Connor Robertson on 12/14.
- 2008: Acquired by Colorado along with LHP Greg Smith and RHP Huston Street in exchange for OF Matt Holliday on 11/12.
- 2011: Signed by Colorado to a 7-year contract through the 2017 season on 1/11...on disabled list 7/22-8/6 with strained right wrist.

**CAREER FIELDING**

OF	CLUB	PCT	G-GS	PO	A	E	TC	DP
2008	OAKLAND	.991	81-76	219	5	2	226	1
2009	COLORADO	.988	80-70	152	6	2	160	0
2010	<b>G</b> COLORADO	.996	142-140	259	8	1	268	1
2011	COLORADO	.996	125-122	219	12	1	232	2
<b>Totals</b>		<b>.993</b>	<b>428-408</b>	<b>849</b>	<b>31</b>	<b>6</b>	<b>886</b>	<b>4</b>

G - Rawlings Gold Glove

**HIT STREAKS OF 10+ GAMES (7)**

- 16, August 23-September 8, 2010
- 15, August 12-28, 2011
- 12, May 3-18, 2010
- 11, June 7-18, 2011
- 10, May 21-30, 2011
- 10, September 12-23, 2010
- 10, July 3-17, 2010

**FIVE-RBI GAMES (3)**

- April 27, 2010 vs. ARI
- September 23, 2010 at ARI (6 RBI)
- July 3, 2011 vs. KC (6 RBI)

**HIT FOR CYCLE (1)**

- July 31, 2010 vs. CHC (single, triple, double, home run)

**MULTI-HOMER GAMES (4)**

NO.	DATE	OPP	PITCHER(S)
2	8/4/10	SF	Bumgarner/Bautista
2	8/29/10	LAD	Ted Lilly (2)
2	5/24/11	G1 ARI	Collinenter/Heilman
2	6/27/11	at CHC	Matt Garza (2)

**LEADOFF HOME RUNS (6)**

DATE	OPP.	INNING	PITCHER
9/5/09	vs. ARI	1	Doug Davis
9/19/09	at ARI	1	Max Scherzer
4/26/10	vs. ARI	1	Dan Haren
6/4/10	at ARI	1	Ian Kennedy
6/27/11	at CHC	1	Matt Garza
7/21/11	vs. ATL	1	Tommy Hanson

**WALK-OFF HOME RUNS (1)**

DATE	OPP.	INNING	PITCHER
7/31/10	vs. CHC	9	Sean Marshall


**GRAND SLAMS (1)**

DATE	OPP.	INNING	PITCHER
9/23/10	at ARI	7	Blaine Boyer

**ROCKIES ALL-TIME "20/20" SEASONS**

Player (Season)	HR	SB
Dante Bichette (1994)	27	21
Dante Bichette (1996)	31	31
Ellis Burks (1996)	40	32
Larry Walker (1997)	49	33
Matt Holliday (2008)	25	28
Troy Tulowitzki (2009)	32	20
Carlos Gonzalez (2010)	34	26
Carlos Gonzalez (2011)	26	20

The Rockies are the only team in the Majors to have a player reach 20 home runs and 20 stolen bases in each of the last four seasons. (STATS LLC.)



# 15 JEREMY GUTHRIE RHP

Ht: 6-1      Wt: 205      B/T: R/R      Age: 32/33  
 Born: April 8, 1979 in Roseburg, OR      Residence: Pleasant Grove, UT  
 Major League Service: 5.130      Contract: Through 2012  
 Obtained: Trade from Orioles for RHPs Hammel, Lindstrom on Feb. 6, 2012

## COLORADO

### HIGHLIGHTS

Guthrie joins the Rockies after being acquired by Colorado 2/6/12 from Baltimore for RHP Jason Hammel and RHP Matt Lindstrom...has been the Opening Day starter in three of the past four seasons (2008-09, 2011) for Baltimore...has a career Major League record of 47-65 with a 4.19 ERA ...**tossed 19.0 scoreless innings from the end of 2010 to the beginning of 2011 (10/1/10-4/10/11)**...has three double-digit win seasons in his career (2008-10), including a career-high 11 wins in 2010...has tossed at least 200.0 innings in each of the last three seasons, totaling 617.1 ip...**has averaged 202.0 innings pitched per season since 2008, and his 808.0 innings pitched over the last four seasons was the ninth-most among American League pitchers**...was claimed off waivers by Baltimore in 2007 from Cleveland...**originally selected in the first round (22nd overall) in the 2002 First-Year Player Draft by Cleveland**...pitched in the 2009 World Baseball Classic for the United States.

### CAREER

- The right-handed Guthrie has spent parts of eight professional seasons in the Majors with Cleveland (2004-06) and Baltimore (2007-11) and will join his third club with Colorado this season.
- Guthrie has been the Orioles Opening Day starter in each three of the past four seasons (2008-09, 2011)...was the No. 2 starter behind Kevin Millwood at the start of the 2010 season.
- Has a career record of 47-65 with a 4.19 ERA (1020.1 ip, 475 er), 626 strikeouts, 304 walks, 138 home runs, a .258 opponent average and four complete games in 177 career appearances/154 starts...his 47 wins since the start of the 2007 season are 30 more wins than any other O's pitcher over that span (Brad Bergesen and Daniel Cabrera -17 each).
- From 2008-10 recorded three-straight seasons with double-digit wins...despite those double-digit win seasons, Guthrie has only one career season with a plus-.500 record, that coming in 2007 when he went 7-5 for the Orioles.
- Career as a starter has a record of 46-64 with a 4.11 ERA (973.1 ip, 444 er) in 154 starts...that mark compares to 1-1 with a 5.94 ERA (47.0 ip, 31 er) in 23 career relief outings.
- Guthrie has tossed at least 200.0 innings in each of the last three seasons and at least 175.0 innings in each of the last five seasons...in 2009, the right-hander became the fifth Oriole pitcher in the 2000's to hit 200.0 ip plateau (Mussina - '00; Ponson - '00 & '04; Lopez - '05 and Cabrera - '07)...additionally in 2010, he also reached the 200.0 ip mark and became just the second Oriole to do it twice in the 2000's (Ponson, 2000 and 2004).
- Reached 1,000 innings in his career during his 9/9/11 start at TOR and became the 1,150th pitcher in MLB history and the second active pitcher to reach 1,000 innings that season.
- Won four-straight starts allowing just one run in each game 7/28-8/13/08 before allowing two runs over 7.0 ip and losing vs. BOS 8/18/08...according to Elias Sports Bureau, over the last 30 seasons, the only other Orioles pitchers to win at least four consecutive starts and give up no more than one run in each game were Jimmy Key, (4 in a row - '97) and Erik Bedard (5 straight - '06 & 4 straight - '07).
- Has a career record of 6-7 with a 3.62 ERA (129.1 ip, 52 er), 85 strikeouts and 39 walks in 20 career appearances/19 career starts against National League opponents during Interleague play...additionally, has a 1-1 record and a 2.86 ERA (22.0 ip, 7 er) in three career starts against NL West opponents.
- Since becoming a full-time starter in 2007, Guthrie sits fifth in the American League in lowest run support average (4.46), seventh in innings pitched (983.1), tied for seventh in starts (153), 16th in strikeouts (602), 19th in ERA (4.12) and tied 20th in wins (47).
- In his 154 career starts has four complete games...despite having a 1-3 record in those four games has recorded a 2.18 ERA (33.0 ip, 8 er) with 19 strikeouts, five walks and an opponents average of .185 (22-for-119).
- Was second among AL rookies in ERA, strikeouts and innings pitched, third in opponents batting average (.249) and tied for third in wins and starts in his first year with the Orioles in 2007.

### 2011

10, September 14 vs. TB  
 11, April 16 at CLE  
 7, 2x, last: September 4 at TB  
 7, May 7 vs. TB  
 2, 6x, last: August 8 vs. CWS  
 4, 4x, last: September 4 at TB  
 2, last: May 31 at SEA  
 8.0, 3x, last: May 31 at SEA  
 3.1, July 10 at BOS  
 11.0, April 1-10  
 3, September 9-19  
 6, April 10-May 15

### HIGHS AND LOWS

**Strikeouts** .....10, 3x, last: September 14, 2011 vs. TB  
**Hits** .....12, 2x, last: September 13, 2009 at NYY  
**Runs** .....8, April 17, 2009 vs. BOS  
**Earned Runs** .....7, 3x, last: May 7, 2011 vs. TB  
**Home Runs** .....3, 4x, last: September 25, 2010 at TOR  
**Walks** .....6, 2x, last: August 29, 2008 at TB  
**Complete Games** .....4, last: May 31, 2011 at SEA  
**Innings (Starter)** .....9.0, August 2, 2008 at SEA  
**Innings (Reliever)** .....6.0, August 13, 2005 vs. TB  
**Scoreless Inning Streak** .....19.0, October 1, 2010-April 10, 2011  
**Win Streak** .....4, June 28-August 13, 2008  
**Losing Streak** .....8, September 13, 2009-May 3, 2010

### CAREER



## 2011

- Spent his fifth professional season with Baltimore as the club's Opening Day starter...led the team with 16 quality starts...threw a team-leading 97.5 pitches per start.
- Reached 1,000 innings in his career during his 9/9 start at Toronto and became the 1,150th pitcher in MLB history and the second active pitcher to reach 1,000 innings.
- On 9/14 became the 11th pitcher in O's history to start 30 or more games in four separate seasons: Jim Palmer (11 seasons with 30+ starts), Dave McNally (8), Mike Cuellar (7), Scott McGregor (7), Mike Flanagan (6), Mike Mussina (6), Dennis Martinez (4), Mike Boddicker (4), Milt Pappas (4) and Scott Erickson (4).
- With his 10-strikeout performance 9/14 vs. TB, became the first pitcher in Orioles history to register 10 or more strikeouts and earn a win in a game he entered with a record at least 10 games below .500 that season (entered 7-17).
- Tied his career-high with 17 losses (also 2009) to become the first pitcher since Kip Wells (2005 and 2007) to lose 17 or more games twice in his career...the 17 losses tied for the sixth-most in Orioles history.
- His 48 losses since the start of the 2009 leads the Majors, seven ahead of Fausto Carmona's 41.
- On 9/9 at TOR, threw seven scoreless innings on three hits...combined with his eight scoreless innings on 4/1 at TB, Guthrie joined Mike Mussina (1992) and Brian Matusz (2010) as the only Orioles pitchers in the last 20 years to have two road starts where they worked 7.0 or more scoreless innings and allowed three or fewer hits.
- Struck out Manny Ramirez on 4/1 for his 500th career strikeout and fanned Toronto's Mike McCoy on 8/30 for number 600.
- Allowed 83 extra-base hits, which tied with A.J. Burnett for second-most behind Cincinnati's Bronson Arroyo.
- Started the year 1-6 after eight starts as the Orioles scored a total of 10 runs while he was in the game and were shut out in five of those outings while he was in the game, including three starts in a row from 5/2-13 where the Birds were scoreless in his 20.0 innings pitched...the Birds scored just 124 runs in his 32 starts.
- The O's scored three or fewer runs in 32 of his 64 starts since the start of the 2010 season.
- Doubled off Pittsburgh's Jason McDonald 6/21 for his only hit of 2011.
- In his third career Opening Day start, 4/1 at TB, threw 8.0 scoreless ip, marking the first time an Orioles starter worked 8.0-plus scoreless ip to open a season since Rick Sutcliffe on 4/6/92, when he shutout CLE to open Camden Yards.
- Became the third O's Opening Day starter to allow three or fewer hits in 8.0-plus scoreless innings of a season opener since the team moved to Baltimore in 1954, joining Dave McNally (1973 vs. Milwaukee) and Jim Palmer (1975 at Detroit)...McNally and Palmer both threw 3-hit shutouts.

**2010:** Made 32 starts in 2010 and reached the 200 innings pitched mark for the second consecutive year...is one of five O's pitchers (Mussina, Ponson, Lopez and Cabrera) to reach 200 inning plateau in 2000s and second to do it twice (Ponson, 2000 & 2004)...in 14 starts after the All-Star break, went 8-4 with a 2.76 ERA (98.0 ip, 30 er)...in his 18 starts before the break, was 3-10 with a 4.77 ERA (111.1 ip, 59 er)...worked at least 6.0 innings in 28 of his 32 starts on the season...pitched at least 6.0 innings in 11 consecutive starts from 6/17-9/11...ranked 14th in the AL with 209.1 ip...went 7-3 with a 3.14 ERA (77.1 ip, 27 er) in 11 starts after Buck Showalter took over as manager on 8/3...posted a 4.59 ERA (86.1 ip, 44 er) in 14 starts against the AL East, a 2.28 ERA (51.1 ip, 13 er) in seven starts against the AL Central and a 2.89 ERA (46.2 ip, 15 er) in seven starts against the AL West...in 15 home starts, went 7-7 with a 3.81 ERA (108.2 ip, 46 er)...the Birds won six of the last nine home games he started (he went 5-2 in those games)...in his 14 losses, the Orioles scored 22 runs while he was in the game, and 35 runs total...the Birds scored three or fewer runs in 18 of his 32 starts...allowed 38 of his 93 runs (41 %) on the year in the first two innings...snapped career-long eight game losing streak (over 11 starts) dating back to 9/16/09 on 5/8, then lost six consecutive decisions (over nine starts) from 5/30-6/17...went 0-3 with a 6.12 ERA (25.0 ip, 17 er) in four Interleague starts.

**2009:** Went 2-0 to begin the season (12.0 ip, 3 er), winning on Opening Day vs. NYY, his second career Opening Day start...made 33 starts and reached the 200 innings pitched mark for the first time in his career...became fifth Oriole pitcher in the 2000s to hit 200.0 ip plateau (Mussina - '00; Ponson - '00 & '04; Lopez -'05 and Cabrera - '07)...tied a career-high with 10 wins and had 15 quality starts...led the AL with 17 losses and 35 home runs allowed...set new career-highs in ERA (5.04), hits allowed (224), walks (60), losses (17), home runs (35) and earned runs (112)...pitched a season-high 8.0 innings, 6/19 at CWS and 5/3 at TOR (complete game loss)...went 6.0 or more innings in 23 of his 33 starts and 5.0 or more in 29 of 33 starts...struck out a team season-high 10 on 5/30 vs. DET...had a 2.22 ERA (65.0 ip, 16 er) in his 10 victories and a 6.40 ERA (135.0 ip, 96 er) in his other 23 starts...went 3-1 with a 1.33 ERA (27.0 ip, 4 er) and four quality starts in a four-start stretch, 8/21-9/6...pitched in the 2009 World Baseball Classic for Team USA in March, going 0-2 with a 14.73 ERA in two games (one start).

**2008:** Led team with 10 wins, 190.2 ip, 120 K and 12 losses...finished seventh in the AL in batting average against (.242), eighth in ERA in night games (3.50) and tied for 10th with 12 losses...24 homers allowed tied for 11th place in the AL, while his 3.63 ERA was 14th...190.2 ip were 21st in the AL and his 30 starts tied for 24th in the league...tied Daniel Cabrera for team lead in starts (30) and homers allowed (24)...threw his first career complete game 8/2 at SEA, allowing just one run on four hits and a walk while striking out two and retiring 26 of the final 28 batters faced in the game...posted 19 quality starts, including six straight quality starts, 5/13-6/7, (was just 2-3 during that stretch), five straight, 6/28-8/18 and three straight quality starts, 4/6-17, but did not factor in the decision in any of those contests...10 of his 19 quality starts followed an O's loss and he allowed two or fewer earned runs in 17 of his 30 starts...failed to complete 6.0 ip just three times in his last 15 starts...made nine starts in which he pitched 6.0 or more innings and allowed two or fewer runs without getting the win...won four straight starts allowing just one run in each game before allowing two runs over 7.0 ip and losing vs. BOS 8/18...according to Elias Sports Bureau, over the last 30 seasons, the only other Orioles pitchers to win at least four consecutive starts and give up no more than one run in each game were Jimmy Key, (4 in a row - '97) and Erik Bedard (5 straight - '06 & 4 straight - '07)...was the Orioles' Opening Day starter, his first such assignment, vs. TB and suffered the loss, allowing five runs in 5.1 innings...was placed on the disabled list 9/15 with a right shoulder impingement...was activated 9/27 and started the final game of the season vs. TOR.

**2007:** Was second among AL rookies in ERA, strikeouts and innings pitched, third in opponents batting average (.249) and tied for third in wins and starts in his first year with the Orioles after being claimed off waivers from Cleveland on January 29...made 26 starts and 32 appearances on the season, missing 2 1/2 weeks in September due to a strained left oblique muscle...went 6-5 with a 3.44 ERA (165.0 ip, 63 er) in his 26 starts and 1-0 with a 7.84 ERA (10.1 ip, 9 er) in six relief appearances...began the year in the bullpen and went 1-0 with a 3.38 ERA in his first three outings, pitching at least 2.1 innings and allowing one run in each...picked up his first MLB victory in relief on 4/16 at TB...made his first start for the Orioles on 4/24 vs. OAK, replacing Jaret Wright...suffered his first MLB loss that day (5.0 ip, 1 er)...earned his first win as a starter on 5/8 vs.

TB...established new career-highs in consecutive starts on 5/13 at BOS (8.1 ip) and 5/19 at WAS (10 K)...ranked third in the AL with a 1.78 ERA in May and was fourth in the league with a .193 opponents average in the month...was also third in the league with a 1.69 ERA and .182 opponents average in June...Earned a quality start in 10 straight outings in May and June...over that span, he worked at least 7.0 innings in 9 starts, pitching 6.1 innings in the other...allowed more than two earned runs in only three of his first 17 starts through 6/26...allowed 1.18 HR per 9.0 ip, the seventh-highest rate in the league...had only five wins in 24 starts beginning 5/13...left his start vs. BOS, 9/9 due to a strained left oblique muscle...returned for a final start on 9/27, allowing 3 runs on 6 hits in 5.0 innings in the Orioles' victory vs. TOR...pitched to a 2.59 ERA in day games, ninth in the AL, while holding opponents to a .194 batting average, fourth lowest during the day.

**2006:** Spent most of the season in the rotation at Double-A Buffalo, with three separate call-ups by Cleveland...finished sixth in the International League with a 3.14 ERA...held IL hitters to a .229 (104-for-455) average...pitched 15.1 scoreless innings over three starts to begin the season at Buffalo before being recalled by Cleveland...made 6 relief appearances (11.2 ip, 6 er) before being optioned back to the Bisons on 5/16...was ejected from the game on 4/22 at KC for hitting Esteban German with a pitch...returned to Buffalo and tossed 20.0 more consecutive scoreless innings, 5/17-6/4, giving him a total of 35.1 scoreless innings to start the Double-A season...was recalled by the Indians for a week, 6/13-20, and made one relief appearance, pitching 2.0 innings on 6/19 vs. CHC...won three straight starts at Buffalo, 6/21-31...had an 0.53 ERA (34.0 ip, 24 h, 2 er) over his first 6 starts at Double-A...pitched a complete game one-hitter on 6/26 vs. Louisville, the hit coming with two outs in the first inning...was recalled on 8/12 to make a spot start vs. KC in the second game of a day-night doubleheader, getting a no-decision in his first MLB start...optioned to Buffalo the next day and spent the remainder of the minor league season with the Bison...was recalled on 9/5 by Cleveland and made one relief appearance...made five starts for Aguilas in the Dominican Winter League, going 0-1 with a 2.63 ERA (27.1 ip, 8 er).

**MINOR LEAGUES 2005:** Spent most of the season in the rotation at Buffalo, going 12-10 with a 5.08 ERA in 25 starts...his professional and team-high 12 wins were tied for second in the International League...over his last 10 starts at Buffalo, beginning 6/1, was 5-3 with a 3.97 ERA (59.0 ip, 26 er)...recorded an 8.0 inning complete game for Buffalo on 6/23 at Scranton...appeared in one game for the Indians on 8/13 vs. TB, allowing 4 runs in 6.0 innings...he was recalled for a second time on 9/2...**2004:** Split the season between Buffalo, Double-A Akron and the big leagues, pitching in relief late in the season...began the year at Buffalo and was sent to Akron after going 1-2 with a 7.91 ERA in four starts for the Bison, walking 18 in his first 19.1 ip...was recalled on 8/27...made his Major League debut on the 8/28 vs. CWS...**2003:** Split his first professional season between Akron and Buffalo, winning a combined 10 games between the two stops...began the year at Akron where he made 10 appearances (9 starts) and tossed two CG shutouts, which finished tied for the league lead despite not playing in Akron after 5/23, shutting out Altoona on 4/27 and Bowie on 5/13...was limited to 1.1 ip in his second start on 4/9 vs. Harrisburg due to a strained muscle in the back of his shoulder...was named EL's Most Valuable Player for the month of April, going 3-0 with a 1.27 ERA (28.1 ip, 4 ER)...was promoted to Buffalo on 5/25...tossed a CG three-hitter at Norfolk on 6/18 to pick up his first Double-A win...**2002:** Signed a contract for 2003 on 10/3 and reported to fall Instructional League in Winter Haven, FL shortly thereafter...made his debut in the Arizona Fall League on 11/3 and went on to make four starts for Phoenix in the AFL, going 0-1 with a 3.86 ERA.

**PERSONAL:** Married to the former Jenny Williams (6/20/01)...they have one daughter, Avery (3/2/04) and two sons, Hudson (11/20/06) and Dash Steven (6/19/10)...graduated in 1997 from Ashland (OR) HS, where he was named team MVP for football, basketball and baseball in his senior year, playing quarterback for the football team...was class valedictorian...attended Brigham Young University for his freshman year in 1997-98 before going on a two-year Mormon mission to Spain, 1999-2000...did not play baseball for two years before enrolling at Stanford in fall 2000...majored in sociology and continues to work towards his degree in the off-season...speaks fluent Spanish...his brother, Chad, was a quarterback at Southern Oregon (1994-97)...was selected by the New York Mets in the 15th round of the First Year Player Draft out of high school in 1997 and was selected in the third round by the Pittsburgh Pirates in 2001, but opted to play in college both times...as a sophomore at Stanford in 2001, was named a Second-Team (The Sporting News) and Third-Team (Baseball America, NCBWA) All-American after leading the Cardinals in wins (T-2nd in Pac-10, T-12th in NCAA) with a 13-4 record and a 2.82 ERA (4th in Pac-10)...outdueled USC ace and Cubs' 2001 first round draft pick (2nd overall) Mark Prior in a 2-0 win, 3/9/01, handing Prior his only loss of the year...was drafted by Cleveland in the first round (22nd overall pick) of the 2002 draft after his junior season at Stanford, in which he went 13-2 with a 2.51 ERA in 157.2 innings and 20 starts...was named the 2002 PAC-10 Pitcher of the Year, a finalist for the 2002 Golden Spikes Award and was NCAA Regional MVP...in his two seasons at Stanford, went 26-6 with a 2.65 ERA while striking out 264 batters in 291.2 innings...set the single-season school record for innings pitched in 2002 (157.2 ip) and finished sixth on the single-season strikeout list (136)...was a two-time collegiate All-America selection...won seven consecutive starts, 5/3-6/15, before suffering the loss when Stanford was eliminated by eventual national champion Texas in a College World Series bracket final...had a 13-inning complete game in a 3-2 Regional opening win over Cal State Fullerton on 5/31, a career-high 13 strikeouts in a complete game 11-0 victory at UCLA (5/17) and a complete game win in a 4-3 victory over Notre Dame in the CWS opener on 6/15...was rated by Baseball America as the 11th-best overall prospect entering the 2002 draft.

## LONGEST WINNING STREAKS IN MAJOR LEAGUE BASEBALL, 2005-11

Games	Team	Dates
12	Boston	June 16-29, 2006
11	Philadelphia	Sept. 12-24, 2010
11	Chicago-AL	June 15-26, 2010
11	Texas	June 12-24, 2010
<b>11</b>	<b>Colorado</b>	<b>June 4-14, 2009</b>
11	Boston	April 15-27, 2009
<b>11</b>	<b>Colorado</b>	<b>Sept. 16-27, 2007</b>
11	LA Dodgers	July 28-Aug. 8, 2006
11	Minnesota	June 22-July 3, 2006

**GUTHRIE'S CAREER RECORD**

Year	Team	W	L	ERA	G	GS	CG	SHO	GF	SV	IP	H	R	ER	HR	HB	BB	IBB	SO	WP	BK
2003	Akron	6	2	1.44	10	9	2	2	0	0	62.2	44	11	10	0	0	14	0	35	2	1
	Buffalo	4	9	6.52	18	18	1	0	0	0	96.2	129	75	70	15	7	30	1	62	3	1
2004	Buffalo	1	2	7.91	4	4	0	0	0	0	19.1	23	19	17	0	4	18	0	10	2	1
	Akron	8	8	4.21	23	21	1	0	1	0	130.1	145	76	61	16	16	42	0	94	5	0
	<b>CLEVELAND</b>	<b>0</b>	<b>0</b>	<b>4.63</b>	<b>6</b>	<b>0</b>	<b>0</b>	<b>0</b>	<b>2</b>	<b>0</b>	<b>11.2</b>	<b>9</b>	<b>6</b>	<b>6</b>	<b>1</b>	<b>1</b>	<b>6</b>	<b>0</b>	<b>7</b>	<b>1</b>	<b>0</b>
2005	<b>CLEVELAND</b>	<b>0</b>	<b>0</b>	<b>6.00</b>	<b>1</b>	<b>0</b>	<b>0</b>	<b>0</b>	<b>1</b>	<b>0</b>	<b>6.0</b>	<b>9</b>	<b>4</b>	<b>4</b>	<b>2</b>	<b>0</b>	<b>2</b>	<b>0</b>	<b>3</b>	<b>0</b>	<b>0</b>
	Buffalo	12	10	5.58	25	25	1	0	0	0	136.1	152	88	77	15	12	49	0	100	4	2
2006	Buffalo	9	5	3.14	21	20	2	0	0	0	123.1	104	50	43	6	8	48	0	88	6	0
	<b>CLEVELAND</b>	<b>0</b>	<b>0</b>	<b>6.98</b>	<b>9</b>	<b>1</b>	<b>0</b>	<b>0</b>	<b>1</b>	<b>0</b>	<b>19.1</b>	<b>24</b>	<b>15</b>	<b>15</b>	<b>2</b>	<b>2</b>	<b>15</b>	<b>1</b>	<b>14</b>	<b>3</b>	<b>0</b>
2007	<b>BALTIMORE</b>	<b>7</b>	<b>5</b>	<b>3.70</b>	<b>32</b>	<b>26</b>	<b>0</b>	<b>0</b>	<b>3</b>	<b>0</b>	<b>175.1</b>	<b>165</b>	<b>78</b>	<b>72</b>	<b>23</b>	<b>4</b>	<b>47</b>	<b>2</b>	<b>123</b>	<b>8</b>	<b>1</b>
2008	<b>BALTIMORE</b>	<b>10</b>	<b>12</b>	<b>3.63</b>	<b>30</b>	<b>30</b>	<b>1</b>	<b>0</b>	<b>0</b>	<b>0</b>	<b>190.2</b>	<b>176</b>	<b>82</b>	<b>77</b>	<b>24</b>	<b>7</b>	<b>58</b>	<b>2</b>	<b>120</b>	<b>3</b>	<b>0</b>
2009	<b>BALTIMORE</b>	<b>10</b>	<b>17</b>	<b>5.04</b>	<b>33</b>	<b>33</b>	<b>1</b>	<b>0</b>	<b>0</b>	<b>0</b>	<b>200.0</b>	<b>224</b>	<b>120</b>	<b>112</b>	<b>35</b>	<b>9</b>	<b>60</b>	<b>1</b>	<b>110</b>	<b>1</b>	<b>1</b>
2010	<b>BALTIMORE</b>	<b>11</b>	<b>14</b>	<b>3.83</b>	<b>32</b>	<b>32</b>	<b>0</b>	<b>0</b>	<b>0</b>	<b>0</b>	<b>209.1</b>	<b>193</b>	<b>93</b>	<b>89</b>	<b>25</b>	<b>16</b>	<b>50</b>	<b>1</b>	<b>119</b>	<b>1</b>	<b>1</b>
2011	<b>BALTIMORE</b>	<b>9</b>	<b>17</b>	<b>4.33</b>	<b>34</b>	<b>32</b>	<b>2</b>	<b>0</b>	<b>1</b>	<b>0</b>	<b>208.0</b>	<b>213</b>	<b>113</b>	<b>100</b>	<b>26</b>	<b>9</b>	<b>66</b>	<b>5</b>	<b>130</b>	<b>0</b>	<b>0</b>
<b>Major League Totals</b>		<b>47</b>	<b>65</b>	<b>4.19</b>	<b>177</b>	<b>154</b>	<b>4</b>	<b>0</b>	<b>8</b>	<b>0</b>	<b>1020.1</b>	<b>1013</b>	<b>511</b>	<b>475</b>	<b>138</b>	<b>48</b>	<b>304</b>	<b>12</b>	<b>626</b>	<b>17</b>	<b>3</b>
<b>Minor League Totals</b>		<b>40</b>	<b>36</b>	<b>4.40</b>	<b>101</b>	<b>97</b>	<b>7</b>	<b>2</b>	<b>1</b>	<b>0</b>	<b>568.2</b>	<b>597</b>	<b>319</b>	<b>278</b>	<b>52</b>	<b>47</b>	<b>201</b>	<b>1</b>	<b>389</b>	<b>22</b>	<b>5</b>

**CAREER BATTING**

Year	Team	AVG	G	AB	R	H	2B	3B	HR	RBI	SH	SF	HB	BB	IBB	SO	SB	CS	GDP	SLG	OBP
2007	BALTIMORE	.000	2	7	0	0	0	0	0	0	0	0	0	0	0	4	0	0	0	.000	.000
2008	BALTIMORE	.200	3	5	0	1	1	0	0	0	0	0	0	0	0	3	0	0	0	.200	.400
2009	BALTIMORE	.000	3	2	2	0	0	0	0	0	0	0	0	0	0	2	0	0	0	.000	.000
2010	BALTIMORE	.000	1	3	0	0	0	0	0	0	0	0	0	0	0	2	0	0	0	.000	.000
2011	BALTIMORE	.200	3	5	0	1	1	0	0	0	0	0	0	0	0	2	0	0	0	.200	.400
<b>Major League Totals</b>		<b>.091</b>	<b>12</b>	<b>22</b>	<b>2</b>	<b>2</b>	<b>2</b>	<b>0</b>	<b>0</b>	<b>0</b>	<b>0</b>	<b>0</b>	<b>0</b>	<b>0</b>	<b>0</b>	<b>13</b>	<b>0</b>	<b>0</b>	<b>0</b>	<b>.091</b>	<b>.182</b>

**CAREER TRANSACTIONS**

- 2002: Drafted by the Indians in the first round (22nd overall) in the First-Year Player Draft.
- 2003: Optioned to Minors, 3/14...recalled from Double-A Buffalo, 9/10.
- 2004: Optioned to Minors, 3/15...recalled, 8/27.
- 2005: Optioned to Minors, 3/14...recalled, 8/13...optioned, 8/13...recalled, 9/2 for remainder of the season.
- 2006: Optioned to Minors, 3/25...recalled, 4/22...optioned, 5/15...recalled, 6/13...optioned, 6/20...recalled, 8/12...optioned, 8/12...recalled, 9/5 for the remainder of the season.
- 2007: Designated for assignment by Cleveland, 1/19...claimed off waivers by Baltimore, 1/29...placed on 15-day disabled list with right shoulder impingement 9/15-27.
- 2010: Signed with Baltimore, avoiding arbitration, 2/12.
- 2011: Signed with Baltimore, avoiding arbitration, 2/11.
- 2012: Traded from Baltimore to Colorado for RHP Jason Hammel and RHP Matt Lindstrom, 2/6.

**CAREER FIELDING**

PITCHER	PCT	G-GS	PO	A	E	TC	DP
<b>Totals</b>	<b>.946</b>	<b>177-154</b>	<b>72</b>	<b>140</b>	<b>12</b>	<b>224</b>	<b>13</b>

**LAST TRADE WITH EACH CLUB**

Team	Date	Transaction
Arizona	7/18/03	Acquired INF Tony Womack for RHP Mike Watson
Atlanta	7/30/98	Acquired RHP David Cortes and LHP Mike Porzio for INF Greg Colbrunn
Baltimore	2/6/12	Acquired RHP Jeremy Guthrie for RHP Jason Hammel and RHP Matt Lindstrom
Boston	1/21/12	Acquired INF Marco Scutaro for RHP Clayton Mortensen
Chicago Cubs	12/8/11	Acquired INF DJ LeMahieu and OF Tyler Colvin for RHP Casey Weathers and INF Ian Stewart
Chicago White Sox	8/31/09	Acquired RHP Jose Contreras for RHP Brandon Hynick and cash
Cincinnati	9/5/06	Acquired future considerations in exchange for RHP Sun-Woo Kim
Cleveland	1/20/12	Acquired RHP Zach Putnam for RHP Kevin Slowey
Detroit	4/30/08	Acquired RHP Jason Grilli for RHP Zach Simons
Miami	5/13/07	Acquired RHP Jorge Julio for RHP Byung-Hyun Kim
Houston	12/23/10	Acquired RHP Matt Lindstrom for RHP Jonathon Aristil and LHP Wes Musick
Kansas City	5/26/11	Acquired cash for RHP Felipe Paulino
LA Angels	11/30/11	Acquired RHP Tyler Chatwood for C Chris Iannetta
LA Dodgers	1/27/03	Acquired OF Luke Allen for INF Jason Romano
Milwaukee	12/13/04	Acquired RHP Marcos Carvajal in exchange for two minor league players or cash.
Minnesota	12/5/12	Acquired RHP Kevin Slowey for RHP Daniel Turpen
New York Mets	6/9/06	Acquired INF Kazuo Matsui and cash considerations for OF Eli Marero
New York Yankees	7/28/05	Acquired RHP Ramon Ramirez and RHP Eduardo Sierra for RHP Shawn Chacon
Oakland	1/24/11	Acquired RHP Clayton Mortensen for RHP Ethan Hollingsworth
Philadelphia	11/20/11	Acquired cash for INF Ty Wigginton
Pittsburgh	Never	----
San Diego	12/7/11	Acquired RHP Nicholas Schmidt for RHP Huston Street
San Francisco	7/31/98	Acquired OF Darryl Hamilton, RHP Jim Stoops and a player to be named later for OF Ellis Burks
Seattle	12/7/05	Acquired INF Jose Lopez for RHP Chaz Roe
St. Louis	12/7/05	Acquired LHP Ray King for OF Larry Bigbie and INF Aaron Miles
Tampa Bay	4/5/09	Acquired RHP Jason Hammel for RHP Aneury Rodriguez
Texas	7/31/02	Acquired cash for RHP Jason Grlil
Toronto	11/04/10	Acquired player to be named later for C Miguel Olivo
Washington	7/13/05	Acquired LHP Joe Beimel for RHP Ryan Mattheus and RHP Robinson Fabian

\*\* Major League deals only

**26 BRENDAN HARRIS INF**

Ht: 6-1      Wt: 200      B/T: R/R      Age: 31/32  
 Born: Aug. 26, 1980 in Queensbury, NY      Residence: Rockledge, FL  
 Major League Service: 4.022      Contract: Through 2012  
 Obtained: Signed as a Minor League free agent on January 13, 2012

# COLORADO

## HIGHLIGHTS

A veteran of parts of seven Major League seasons (2004-10), Harris will look to make Colorado the sixth Major League team he has played for at the big league level...**originally drafted by the Cubs in the 2001 First-Year Player Draft, Harris has played in the Major for the Cubs (2004), Montreal/Washington (2004-06), Cincinnati (2006), Tampa Bay (2007) and Minnesota (2008-10)**...has been traded five times in his career in deals that have included: Nomar Garciaparra, Orlando Cabrera, Delmon Young, Matt Garza and J.J. Hardy, among others...**notched career-best marks in games (137), runs (72), hits (149), doubles (35), home runs (12) and RBI for Tampa Bay in 2007**...has played 8 career games at 1B, 118 at 2B, 120 at 3B and 214 at SS.

### 2011

- Spent all of 2011 at Triple-A Norfolk in the Baltimore organization after the club acquired him and J.J. Hardy from Minnesota during the offseason.
- Hit .225 (116-for-516) with 21 doubles, 2 triples, 10 home runs and 50 RBI in 136 games for Norfolk...the 136 games he played for Norfolk are a career-Minor League-high.
- Saw action all over the diamond with the Tide, playing 45 games at second, 36 at third, 51 at shortstop and 2 in left.
- 2011 was his first season since 2003 that he did not play a single game in the Majors.

**2010:** Started the season on the Twins Opening Day roster...went 3-for-4 with a double and two runs scored, 5/9 vs. BAL...collected just two hits in 33 at-bats, 5/22-6/19...batted .200 (9-for-45) in 18 April games, .140 (6-for-43) in 16 May games, .100 (2-for-20) in nine June games and .157 (17-for-108) with just four extra-base hits (three doubles and a homer) before being outrighted to Triple-A Rochester, 6/24...hit safely in 13 of 15 games for Rochester, 7/11-28, hitting .379 (22-for-58) with 10 RBI during the span...went 3-for-4 with a double, a home run, three RBI and four runs scored, 8/3.

**2009:** Hit his first home run of the season, 4/17 vs. LAD and finished April batting .350 (14-for-40) in 15 games...hit safely in career-high 12 straight games, 5/26-6/7...hit first career leadoff home run, 6/20 vs. HOU as he was inserted into the leadoff spot for six games while Denard Span was on the disabled list, 6/12-20...batted .303 (33-for-109) with four three-hit games in June...went 3-for-5 with a home run, three RBI and two doubles, 7/12 vs. CWS...played 123 games for the Twins, 56 at shortstop (50 starts), 11 at second base (10 starts), 44 at third base (34 starts) and three at first base.

**2008:** Had a 10-game hit-streak, 6/18-6/28...homered in consecutive games, 6/24-25 at SD with one being a go-ahead homer in the top of the ninth off Trevor Hoffman (June 24)...ranked third on the team in doubles...played all four infield positions, making 51 starts at shortstop, 37 starts at second base and 27 at third base.

**2007:** Acquired by Tampa Bay from the Reds in exchange for cash on 1/2 and spent his first full season at the big league level...played in a career-high 137 games after entering the season with a total of 52 games played over parts of the previous three seasons with the Cubs, Expos/Nationals and Reds...homered in his first official at-bat with the Rays off Tomo Ohka, 4/7 vs. TOR...career-high four hits, 5/15 vs. TEX...career-high five RBI 6/10 at FLA...had eight home runs through 6/18 (214 at-bats), then went 263 at-bats without homering until 9/5 vs. BAL...was third on club in hits (149), doubles (35) and at-bats (521)...moved into the starting lineup on 4/15 and started 132 of the next 140 games through 9/17 until a strained left latissimus dorsi muscle limited him to pinch-running duties over the final two weeks...acquired by the Twins along with Delmon Young from the Rays in exchange for Matt Garza, Jason Bartlett and Ed Morlan, 11/28

**2006:** Began season with Triple-A New Orleans and had two stints with the Nationals, 4/14-27 and 6/3-19...acquired by the Reds from the Nationals on 7/13 as part of an eight-player deal...spent remainder of season at Triple-A Louisville...named Louisville's Hitter of the Month for August hitting .370 with 10 doubles, 21 RBI and 18 runs...recalled by Cincinnati, 8/31 and appeared in eight games for the Reds...was designated for assignment, December 21.

**2005:** Spent most of the season at Triple-A New Orleans and was second in the Nationals organization in RBI...in his season debut 5/23 at CIN, he hit the first pinch-hit home run in the history of the Washington Nationals (off Eric

### 2011

### HIGHS AND LOWS

### CAREER

None	.....	Hits	.....	4, May 14, 2007 vs. TEX
None	.....	Home Runs	.....	1, 29x, last: April 8, 2010 at LAA
None	.....	RBI	.....	5, June 10, 2007 at FLA
None	.....	Hit Streak	.....	12, May 25-June 7, 2009
None	.....	Runs	.....	3, 2x, last: September 13, 2008 at BAL
None	.....	Doubles	.....	2, 8x, last: September 23, 2009 at CWS
None	.....	Triples	.....	1, 7x, last: July 3, 2009 vs. DET
None	.....	Total Bases	.....	8, June 18, 2007 at ARI
None	.....	Walks	.....	4, August 30, 2007 at BAL
None	.....	Strikeouts	.....	4, June 20, 2007 at ARI
None	.....	Stolen Bases	.....	1, 5x, last: May 15, 2008 at COL

**HARRIS CONTINUED**

Milton)...was optioned to New Orleans, 5/30...played for the Peoria Saguaros in the Arizona Fall League...had at least two hits in 10 of his first 11 AFL games...entered the season rated by USA Today Sports Weekly as one of the Nats' Top 5 prospects in the "Cream of the Crop" category.

**2004:** Began season at Triple-A Iowa (Cubs) where he batted .311 with 21 doubles, 11 home runs and 35 RBI in 69 games...hit safely in 17 straight games, 5/26-6/14 and was recalled by the Cubs, 7/5...made Major League debut starting at third base and doubled off Victor Santos for first career hit, 7/6 vs. MIL...optioned to Iowa, 7/19 and then acquired by Montreal on 7/31, one minute prior to the trading deadline as part of a four-team deadline deal that also sent Nomar Garciaparra to the Cubs and Orlando Cabrera to the Red Sox...rated by *Baseball America* as one of the Top 20 players in the PCL...ranked the fifth-best prospect in the Nationals' organization by *Baseball America* entering the 2005 season.

**MINOR LEAGUES: 2003:** Ranked third in Southern League in triples...played in 103 games at third base, 20 games at second base and one game at shortstop...played for the Mesa Solar Sox in the Arizona Fall League...ranked eighth-best prospect in the Cubs' organization by *Baseball America* entering the 2004 season...**2002:** Began season at Single-A Daytona where he was named a Florida State League midseason and postseason All-Star and a *Baseball America* Single-A All-Star...ranked among FSL leaders in average (.329, second), slugging (.532, second), doubles (35, second), extra-base hits (54, second), total bases (226, third), on-base percentage (.395, fourth), hits (140, fifth) and runs scored (82, fifth)...**2001:** Made his pro debut and appeared in 32 games for Single-A Lansing, where he had 21 RBI in 32 games.

**PERSONAL:** 1998 graduate of Queensbury (NY) High School where he also played basketball...2002 graduate of the College of William and Mary where he majored in Political Science and minored in Business...set single-season school records for the Tribe in home runs (18), RBI (69) and slugging percentage (.757)...was originally selected in the fifth round of the 2001 First-Year Player Draft by the Chicago Cubs and signed by scout Billy Swoope.

HARRIS

**HARRIS' CAREER RECORD**

Year	Team	AVG	G	AB	R	H	2B	3B	HR	RBI	SAC	SF	HBP	BB	IBB	SO	SB	CS	GDP	OBP	SLG
2001	Lansing	.274	32	113	25	31	5	1	4	22	1	3	2	17	0	26	5	1	4	.370	.442
2002	Daytona	.329	110	425	82	140	35	6	13	54	1	2	4	43	4	57	16	4	7	.395	.532
	West Tenn	.321	13	53	8	17	4	1	2	11	0	0	2	0	5	1	1	1		.345	.547
2003	West Tenn	.280	120	435	56	122	34	7	5	52	5	3	8	51	1	72	6	7	10	.364	.425
2004	<b>CHICAGO-NL</b>	<b>.222</b>	<b>3</b>	<b>9</b>	<b>0</b>	<b>2</b>	<b>1</b>	<b>0</b>	<b>0</b>	<b>1</b>	<b>0</b>	<b>0</b>	<b>0</b>	<b>1</b>	<b>0</b>	<b>1</b>	<b>0</b>	<b>0</b>	<b>0</b>	<b>.300</b>	<b>.333</b>
	Iowa	.311	69	254	48	79	21	1	11	35	3	1	1	16	1	40	0	2	8	.353	.531
	Edmonton	.285	33	123	20	35	6	0	6	24	1	3	3	10	2	21	0	1	3	.345	.480
	<b>MONTREAL</b>	<b>.160</b>	<b>20</b>	<b>50</b>	<b>4</b>	<b>8</b>	<b>2</b>	<b>0</b>	<b>1</b>	<b>2</b>	<b>0</b>	<b>0</b>	<b>1</b>	<b>2</b>	<b>0</b>	<b>11</b>	<b>0</b>	<b>0</b>	<b>0</b>	<b>.208</b>	<b>.260</b>
2005	<b>WASHINGTON</b>	<b>.333</b>	<b>4</b>	<b>9</b>	<b>1</b>	<b>3</b>	<b>1</b>	<b>0</b>	<b>1</b>	<b>3</b>	<b>0</b>	<b>0</b>	<b>1</b>	<b>0</b>	<b>0</b>	<b>0</b>	<b>0</b>	<b>0</b>	<b>0</b>	<b>.400</b>	<b>.778</b>
	New Orleans	.270	127	470	67	127	22	4	13	81	2	4	3	40	3	77	9	5	12	.329	.417
2006	<b>WASHINGTON</b>	<b>.250</b>	<b>17</b>	<b>32</b>	<b>3</b>	<b>8</b>	<b>2</b>	<b>0</b>	<b>0</b>	<b>2</b>	<b>0</b>	<b>0</b>	<b>1</b>	<b>3</b>	<b>0</b>	<b>3</b>	<b>0</b>	<b>0</b>	<b>1</b>	<b>.333</b>	<b>.313</b>
	New Orleans	.283	59	219	37	62	14	0	5	32	1	2	9	26	3	56	3	2	5	.379	.416
	Louisville	.324	43	148	22	48	14	1	5	28	1	1	1	14	0	29	2	0	4	.384	.534
	<b>CINCINNATI</b>	<b>.200</b>	<b>8</b>	<b>10</b>	<b>2</b>	<b>2</b>	<b>0</b>	<b>0</b>	<b>1</b>	<b>1</b>	<b>0</b>	<b>0</b>	<b>0</b>	<b>1</b>	<b>0</b>	<b>4</b>	<b>0</b>	<b>0</b>	<b>1</b>	<b>.273</b>	<b>.500</b>
2007	<b>TAMPA BAY</b>	<b>.286</b>	<b>137</b>	<b>521</b>	<b>72</b>	<b>149</b>	<b>35</b>	<b>3</b>	<b>12</b>	<b>59</b>	<b>8</b>	<b>1</b>	<b>4</b>	<b>42</b>	<b>1</b>	<b>96</b>	<b>4</b>	<b>1</b>	<b>19</b>	<b>.343</b>	<b>.434</b>
2008	<b>MINNESOTA</b>	<b>.265</b>	<b>130</b>	<b>434</b>	<b>57</b>	<b>115</b>	<b>29</b>	<b>3</b>	<b>7</b>	<b>49</b>	<b>7</b>	<b>6</b>	<b>4</b>	<b>39</b>	<b>0</b>	<b>98</b>	<b>1</b>	<b>1</b>	<b>13</b>	<b>.327</b>	<b>.394</b>
2009	<b>MINNESOTA</b>	<b>.261</b>	<b>123</b>	<b>414</b>	<b>44</b>	<b>108</b>	<b>22</b>	<b>1</b>	<b>6</b>	<b>37</b>	<b>1</b>	<b>6</b>	<b>3</b>	<b>29</b>	<b>0</b>	<b>78</b>	<b>0</b>	<b>2</b>	<b>16</b>	<b>.310</b>	<b>.362</b>
2010	<b>MINNESOTA</b>	<b>.157</b>	<b>43</b>	<b>108</b>	<b>11</b>	<b>17</b>	<b>3</b>	<b>0</b>	<b>1</b>	<b>4</b>	<b>0</b>	<b>1</b>	<b>2</b>	<b>9</b>	<b>0</b>	<b>23</b>	<b>0</b>	<b>0</b>	<b>2</b>	<b>.233</b>	<b>.213</b>
	Rochester	.233	62	232	31	54	14	1	4	29	1	4	7	14	0	41	1	0	11	.292	.353
2011	Norfolk	.225	136	516	50	116	21	2	10	50	4	3	5	37	0	87	2	2	14	.282	.331
	<b>Major League Totals</b>	<b>.260</b>	<b>485</b>	<b>1587</b>	<b>194</b>	<b>412</b>	<b>95</b>	<b>7</b>	<b>29</b>	<b>158</b>	<b>16</b>	<b>14</b>	<b>16</b>	<b>126</b>	<b>1</b>	<b>314</b>	<b>5</b>	<b>4</b>	<b>54</b>	<b>.318</b>	<b>.383</b>
	<b>Minor League Totals</b>	<b>.278</b>	<b>804</b>	<b>2988</b>	<b>446</b>	<b>831</b>	<b>190</b>	<b>24</b>	<b>78</b>	<b>418</b>	<b>20</b>	<b>26</b>	<b>43</b>	<b>270</b>	<b>14</b>	<b>511</b>	<b>45</b>	<b>25</b>	<b>79</b>	<b>.344</b>	<b>.436</b>

**CAREER TRANSACTIONS**

- 2003: Contract selected from Triple-A, 11/19.
- 2004: Optioned to Triple-A Iowa, 3/15...recalled, 7/3...optioned, 7/16...traded to Boston, 7/31...traded to Montreal in four-team, eight-player deal, 7/31...sent to Minors, 7/31...recalled from Edmonton, 9/7 for remainder of the season.
- 2005: Optioned to Minors, 3/21...recalled, 5/23...optioned, 5/30...recalled, 9/19 for remainder of the season.
- 2006: Optioned to Minors, 3/28...recalled, 4/14...optioned, 4/27...recalled, 6/3...optioned, 6/19...traded to Cincinnati in an eight-player deal, 7/13...recalled, 8/31...designated for assignment, 12/21.
- 2007: Traded to Tampa Bay for cash consideration, 1/2...traded to Minnesota for RHP Matt Garza in six-player deal, 11/28.
- 2010: Signed two-year contract avoiding arbitration...outrighted to Minors, 6/24...traded to Baltimore in four-player deal, 12/9.
- 2011: Signed a Minor League contract with Baltimore, 2/3.
- 2012: Signed a Minor League contract with Colorado, 1/13.

**CAREER FIELDING**

1B	CLUB	PCT	G-GS	PO	A	E	TC	DP
2008	MINNESOTA	1.000	2-0	1	1	0	2	0
2009	MINNESOTA	1.000	3-0	11	0	0	11	0
2010	MINNESOTA	1.000	3-2	14	0	0	14	1
	<b>Career Totals</b>	<b>1.000</b>	<b>8-2</b>	<b>26</b>	<b>1</b>	<b>0</b>	<b>27</b>	<b>1</b>

2B	CLUB	PCT	G-GS	PO	A	E	TC	DP
2004	MONTREAL	.972	11-10	15	20	1	36	3
2005	WASHINGTON	1.000	2-1	2	5	0	7	1
2006	WASHINGTON	1.000	4-2	5	4	0	9	0
	CINCINNATI	1.000	3-1	4	3	0	7	2
2007	TAMPA BAY	.994	47-45	75	96	1	172	26
2008	MINNESOTA	.969	39-37	56	101	5	162	24
2009	MINNESOTA	1.000	11-10	19	24	0	43	2
2010	MINNESOTA	-	1-0	0	0	0	0	0
	<b>Career Totals</b>	<b>.984</b>	<b>118-106</b>	<b>176</b>	<b>253</b>	<b>7</b>	<b>436</b>	<b>58</b>

3B	CLUB	PCT	G-GS	PO	A	E	TC	DP
2004	CHICAGO-NL	.889	3-3	4	4	1	9	0
	MONTREAL	.833	4-3	2	3	1	6	0
2005	WASHINGTON	1.000	1-1	1	4	0	5	0
2006	WASHINGTON	1.000	3-2	1	5	0	6	0
2007	TAMPA BAY	.750	4-2	2	1	1	4	0
2008	MINNESOTA	.971	34-28	18	48	2	68	4
2009	MINNESOTA	.928	44-34	20	57	6	83	1
2010	MINNESOTA	1.000	27-21	11	40	0	51	3
	<b>Career Totals</b>	<b>.953</b>	<b>120-94</b>	<b>59</b>	<b>162</b>	<b>11</b>	<b>232</b>	<b>8</b>

SS	CLUB	PCT	G-GS	PO	A	E	TC	DP
2006	WASHINGTON	.923	5-3	5	7	1	13	1
2007	TAMPA BAY	.968	87-86	111	221	11	343	54
2008	MINNESOTA	.976	55-51	84	159	6	249	42
2009	MINNESOTA	.973	56-50	64	150	6	220	25
2010	MINNESOTA	1.000	11-9	9	21	0	30	5
	<b>Career Totals</b>	<b>.972</b>	<b>214-199</b>	<b>273</b>	<b>558</b>	<b>24</b>	<b>855</b>	<b>127</b>



# 17 TODD HELTON INF

**Ht:** 6-2      **Wt:** 220      **B/T:** L/L      **Age:** 38/39  
**Born:** August 20, 1973 in Knoxville, TN      **Residence:** Brighton, CO  
**Major League Service:** 14.059      **Contract:** Through 2013  
**Obtained:** Selected in 1st round (8th) of the 1995 Draft out of Tennessee

## COLORADO

### HIGHLIGHTS

Played in his 2,000th career Major League game, all in a Rockies uniform, on 6/30/11 vs. CWS...**became the first player in Major League history to have at least 2,270 hits, 1,280 runs, 530 doubles, 330 home runs, 1,250 RBI and 1,200 walks all before playing in his 2,000th MLB game**...became 50th player to record 500 doubles on 7/22/09 vs. ARI (Garland)...his 554 doubles are tied with Bobby Abreu for 23rd on the all-time MLB doubles list entering the 2012 season...**was the 255th player all-time to reach 2,000 hits with a single on 5/19/09 at ATL (Jurjens)**...walked in final plate appearance on 4/30/08 at SF for 1,000th free pass...a double on 5/3/08 at LAD was his 800th extra-base hit...posted 5th straight season with 40-plus doubles in 2007...hit 300th career home run on 8/16/07 vs. FLA (Zarate)...drew franchise-record 5 walks on 4/29/07 vs. ATL (11 inn.)...**with 32 home runs in 2004, set the club record with his sixth consecutive 30-home run season**...in 2003, became the first player in club history to have 200 hits twice in his career...**at the 2003 All-Star Game, became the first Rookie to hit a home run in the Midsummer Classic**...hit 49 home runs in 2001, matching the Rockies' club record...**hit .372 and won his first NL batting title in 2000**...hit for the cycle on 6/19/99 vs. FLA...collected first MLB hit, walk and home run on 8/2/97 at PIT.

### CAREER

- Is one of only eight players in MLB history to own a .320 career batting average, .400 on-base percentage, and .550 slugging percentage, joining Jimmie Foxx, Lou Gehrig, Rogers Hornsby, Stan Musial, Albert Pujols, Babe Ruth and Ted Williams.
- His .323 career batting average ranks 49th all-time and sixth-highest of any player since 1950...going back to World War II, Todd's .323 mark trails only Ted Williams' .340, Tony Gwynn's .338, Albert Pujols' .328, Ichiro Suzuki's .326 and Joe Mauer's .323 averages.
- With milestone's reached in 2011, Helton became the first player in Major League history to have at least 2,270 hits, 1,280 runs, 530 2B, 330 HR, 1,250 RBI and 1,200 BB all before playing his 2,000th career game (Elias).
- Enters 2012 with the highest on-base percentage (.421) and ninth-highest slugging percentage (.550) among all active Major League players (minimum 3,000 PA)...ranks 17th all-time in OBP and 27th all-time in career slugging percentage.
- With his 27 doubles in 2011 Helton now has 554 career doubles and has moved into a tie for 23rd on the all-time MLB doubles list (with Bobby Abreu)...Helton is the only player in the top-25 of the all-time doubles list with fewer than 2,100 career games played (2,054 games entering 2012).
- Is the only player in MLB history to hit at least .315 with 25 home runs and 95 RBI in each of his first 7 full seasons in the Majors (1998-2004).
- Since 1999, Helton has reached base safely 3,415 times, behind only Bobby Abreu (3,521) and Derek Jeter (3,446) in that period...during the 2000s, no other player reached base more times than Helton (2,796).
- Ranks 10th among active players in runs scored (1,329)...scored at least 100 runs in 6 straight seasons, from 1999-2004 (138 runs in 2000).
- Ranks 10th among active players in RBI (1,308) and had five consecutive 100-RBI seasons from 1999-2003 (career-high 147 RBI in 2000).
- Recorded at least 70 extra-base hits and at least 300 total bases for six consecutive seasons from 1999-2004, both of which rank among the top 10 streaks in league history...Helton's 936 extra-base hits rank sixth among active players.
- A three-time Rawlings Gold Glove Award winner, he took home the honors in 2001, 2002 and 2004...among players with at least 1,500 games at first base, Helton's .99606 career fielding percentage ranks first all-time in Major League history, percentage points ahead of Steve Garvey and Don Mattingly...Helton's .997 fielding percentage in 2011 led National League first baseman.
- A five-time All-Star, Helton has made more appearances in the Midsummer Classic than any other player in franchise history, including three consecutive starts, from 2001-03.

2011	HIGHS AND LOWS	CAREER
4, 2x, last: July 1 vs. KC	<b>Hits</b>	5, May 3, 2000 vs. MON
2, April 26 at CHC	<b>Home Runs</b>	3, 2x, last: May 29, 2003 vs. LAD
3, 4x, last: August 8 at CIN	<b>RBI</b>	6, May 29, 2003 vs. LAD
9, July 8-20	<b>Hit Streak</b>	17, June 15-July 2, 2003
3, 3x, last: August 8 at CIN	<b>Runs</b>	4, 4x, last: May 29, 2003 vs. LAD
2, 2x, last: June 8 at SD	<b>Doubles</b>	3, 2x, last: August 10, 2000 at STL
None	<b>Triples</b>	2, 2x, last: June 5, 2007 vs. HOU
9, June 8 at SD	<b>Total Bases</b>	13, 2x, last: May 29, 2003 vs. LAD
3, June 9 vs. LAD	<b>Walks</b>	5, April 29, 2007 vs. ATL
4, August 9 at CIN	<b>Strikeouts</b>	4, 2x, last: August 9, 2011 at CIN
None	<b>Stolen Bases</b>	1, 36x, last: August 17, 2006 vs. ARI

HELTON



- Finished as runner-up for the batting title in both 2003 and 2004, the first player to finish second in back-to-back campaigns since Atlanta's Ralph Garr in 1971-72...in 2003, Todd finished .00022 points behind first-place Albert Pujols in what was the closest batting race in National League history.
- Is a .300 career hitter or better in every month and owns the highest August average (.359) and third-highest September/October (.332) average among all active big leaguers.
- Now in his 16th professional season, Helton has been with the Rockies organization longer than any player in franchise history...made his 14th consecutive Opening Day start for Colorado in 2011, the franchise record in that category.
- Ranks among top-100 all-time in Major League Baseball (86th) in home runs (347).
- Reached 2,000 hits in 2009...the 255th player all-time to reach that milestone, Helton is one of just the three active player to record 2,000 hits with the same team (Derek Jeter, Yankees; Chipper Jones, Braves).
- Helton's 2,000th Major League hit came on his 6,088th at-bat...over the last 50 years, only three other players needed fewer than 6,100 at-bats for their first 2,000 hits, and all are Hall-of-Famers: Wade Boggs (5,832), Rod Carew (5,965) and Tony Gwynn (6,094).
- Helton is just the 42nd player all-time with 2,000 hits, 300 home runs and 1,000 walks.
- In 2008, Helton (1,130 career walks) became the 26th player since 1900 to draw 1,000 walks in his first 12 seasons in the Majors, a feat also accomplished by only 10 players who are all in the Hall of Fame...among the 11 active players with more than 1,000 walks, Helton is one of two with more walks than strikeouts (also: Chipper Jones).
- Also in 2008, Helton hit a double for his 800th career extra-base hit...with that hit, he became just the 53rd player all-time to amass 800 extra-base hits and 1,000 walks in his career.
- From 2000-01, he became the first player in MLB history to record 100 extra base hits in consecutive seasons, just the 4th player ever to total 400 bases in consecutive seasons and the seventh player to hit 50 doubles in consecutive years.
- In 2000 alone, he became only the fifth player ever—the first in 63 years—and the first ever in the National League with at least 200 hits, 40 home runs, 100 RBI, 100 runs, 100 extra-base hits and 100 walks...that same year, he won his first batting title with a .372 average, the seventh-highest average by a first baseman in MLB history...Todd was hitting .400 on Aug. 21, 2000, the first player to touch the .400-mark that late in a season in 20 years.
- Earned his first All-Star selection in 2000 and was honored as the Associated Press Major League Player of the Year that summer.
- Helton is the Rockies' all-time leader in nearly every conceivable hitting category...categories in which Helton does not have all-time franchise lead include triples, steals, slugging and OPS.

2011

- In what was his 15th season in the Majors, all coming with the Rockies, Helton added onto his career numbers, tallying a .302 (127-for-421) batting average with 14 home runs, 69 RBI and 27 doubles...all numbers that were the best since his 2009 season.
- He became the first MLB player to have at least 2,270 hits, 1,280 runs, 530 2B, 330 HR, 1,250 RBI and 1,200 BB all before playing his 2,000th career game (Elias)...was 15th active player to reach 2,000 games, 6/30 vs. CWS.
- Through 15 career MLB seasons, Helton ranks 123rd on the MLB all-time hits list (2,363), 86th on the all-time home run list (347) and is tied for 86th on the all-time RBI list (1,308, Steve Garvey).
- Helton committed just three errors in his 119 games at first base this season, the fourth time in the last five years he had just three errors or less in a season...his .997 fielding percentage marked the eighth time in his career to have a .997-plus fielding percentage in a single-season.
- Had his 27th career multi-homer game, 4/26 at CHC, with 2 solo shots (No. 335, No. 336 in career)...was first multi-homer game since 8/7/07 vs. MIL.
- In 2011, Helton moved up seven positions on the all-time walks list, passing Richie Ashburn, Pee Wee Reese, Dave Winfield, Jimmy Wynn, Willie Randolph, Ty Cobb and Rusty Staub to settle into 48th-all time (1,256)...additionally, Helton moved passed Hall of Famer Lou Gehrig on the all-time doubles list and into a tie for 23rd (554, Bobby Abreu).
- Collected 34 multi-hit games, tied for fourth-most on the Rockies...that mark put him at 677 career multi-hit games (59th all-time).
- Helton was the National League's fourth-leading hitter prior to the All-Star break at .321.
- Had a nine-game hit-streak 7/8-20...was longest single-season streak since 7/25-8/11/09...hit .394 (13-for-33) with 2 home runs, 3 doubles, 11 RBI and 6 walks in streak.
- Ranks sixth among active players on the all-time walks list, tied second on doubles list, 14th in home runs, 10th in RBI and 11th in hits.
- Is the Rockies franchise leader in multiple categories, including: games, runs, hits, doubles, homers, RBI and walks...is second with his career .323 AVG, .421 OBP and .550 SLG (behind Walker's .334/.426/.618).
- Has a career .971 OPS, which is second to only Albert Pujols' 1.037 career OPS among active Major Leaguers.

**2010:** Helton played his age 36-37 season as the Rockies regular first baseman, though he played in just 118 games in 2010, the second-fewest of his Major League career for a full season (83 games in 2008)...led Colorado with his 67 walks this season...2010 was his 12th straight season in which he has drawn at least 60 free passes (1999-2010)...finished second among National League players with at least 400 plate appearances by seeing an average of 4.35 pitches per plate appearance in 2010...4.35 pitches/PA in 2010 was a career high...continuing a career trend, Helton posted his best statistical month of the season in August, as he hit .307 (23-for-75) with five doubles, a triple, four home runs and 10 RBI in 22 games in August...the left-handed hitter actually hit better vs. left-handers in 2010 (.272) than he did off right-handers (.248)...Helton moved into the top-40 in doubles in Major League history this season...his 18 doubles in 2010 allowed him to move from 45th to 34th on the all-time list with 527 career doubles...Helton passed Hall-of-Famers Ricky Henderson, Joe Cronin, Ed Delahanty, Willie Mays and Ted Williams, as well as Edgar Martinez and Ken Griffey Jr. on the all-time list in 2010...had a .992 fielding percentage in 115 games at first base this season.

**2009:** A Comeback Player of the Year candidate, Helton hit .325 (177-for-544) with 15 HR's, 86 RBI in 151 games...finished above .300 for the 11th time in 12 full Major League seasons (1998-2009)...led all Rox players with 177 hits; Helton had not led club in hits since '05 (163), something he has done 6 times in his career...ranked 4th in NL in AVG, 3rd in OBP (.416), 6th in times on base (268)...had .348 home AVG, 3rd-best in NL; hit .388 (45-for-116) in his final 31 home games...had 38 doubles, the 11th 35-double season (10 straight from 1998-2007) of his career...only two lefty hit-

ters had more doubles in '09 (Brad Hawpe, Andre Ethier)...reached 500 career doubles on 7/22 vs. ARI (off Jon Garland) to become the 50th player in MLB history with 500 doubles...his 15 HR's pushed him into the top 100 all-time...became 255th player in MLB history with 2000 hits with a single to left field off Jair Jurrjens in the 3rd inning 5/19 at ATL.

**2008:** In a season shortened by injury, Helton finished with his lowest offensive totals in every offensive category since he saw his first Major League action in 1997...was placed on 15-day DL with a strained lower back on 7/4 and played in just 2 games (both as a pinch hitter) after that date...was hitting .266 (79-for-297), 7 HR 29 RBI in 81 games when he landed on the DL...had reached base safely in 70 of 81 games and ranked 9th in the NL with 141 times on base at the time...did not reach base 4/11 at ARI, ending a game on-base streak of 41 consecutive regular season games since 8/28/07 (was the longest active streak in the Majors and longest consecutive game on-base streak of his career); in those 41 games, Helton owned a .381 (59-for-155) average, .478 on-base percentage, 59 hits, 28 walks, seven home runs and 30 runs scored...made first error 4/29 (first error since 6/14/07)...walked in his final plate appearance 4/30 at SF, giving him 1,000 free passes for his career...2nd-inning double 5/3 vs. LAD (463rd of his career) gave him 800 career extra-base hits...marked his second milestone in a week (along with 1,000th career walk)...hit solo HR for 1,100th career RBI 5/18 vs. MIN; snapped 7-game streak with no RBI and marked his first multi-RBI game of 2008...placed on 15-day DL (strained lower back) on 7/4 (retroactive 7/3)...transferred to 60-day disabled list 8/6 and missed a total of 62 games...came off 60-day DL 9/12 and made first appearance since 7/2 vs. SD striking out in only plate appearance (as PH).

**2007:** Hit .320 with 17 home runs and 91 RBI in 154 games for Colorado...posted his 5th consecutive season with 40 or more doubles...the 91 RBI was his most since 96 RBI in 2004...had 116 walks, the 2nd-highest total in his career behind only 127 in 2004...ranked among NL leaders in average (9th), walks (2nd), and on-base percentage (2nd, .434)...provided likely the season's seminal moment with his walk-off homer on Sept. 18 (G2) vs. Los Angeles...hit his 300th career home run on Sept. 16 vs. Florida in 5th inning off Mauro Zarate...team's cleanup hitter for majority of the year...had a trio of 4-hit games, all on road: April 25 at NYM, May 27 at SF, and Aug. 31 at ARI...hit .386 in day games, best in the NL...posted a .999 (2 e/ 1545 tc) fielding pct., the highest mark of his career...did not commit an error over his final 91 games, as his last error came June 14 at BOS...had 2 RBI on April 14 at ARI, allowing him to reach 1000 career RBI...recorded franchise-record 5 walks in 11-inning win on April 29 vs. ATL...posted season-high 5 RBI on July 4 vs. New York-NL despite just one hit and 2 walks in that game...had a pair of bases loaded walks in that game after one the previous night; prior to Helton, the last player with 3 separate RBI walks in a 2-game span was Joe Torre, who pulled the trick for the Cardinals on Aug. 26 (twice) and Aug. 27, 1972 vs. San Diego at Busch Stadium II...hit career home run no. 300 on Sept. 16 vs. Florida, prompting Coors Field crowd to entice Helton's first career curtain call...on Sept. 18 vs. LAD (Game 2), Helton hit a 2-out, 2-strike, 2-run walk-off homer off Takashi Saito to beat the Dodgers and sweep the doubleheader...the day's wins, capped by a wild celebration at Coors Field, kept the Rockies alive in the playoff chase and ignited a franchise-record 11-game winning streak.

**2006:** Hit .302 with 15 home runs, 81 RBI, 40 doubles and 91 walks in 145 games, all starts at first base for Colorado...started in all but 3 games for the Rockies while he was on the active roster...ranked 7th in the NL in both OBP and batting avg. w/RISP (.347)...was on the DL from April 20-May 4 with what was diagnosed as acute terminal ileitis...the DL stint included a 3-night stay at Rose Medical Center in Denver beginning April 21 until his release on April 24...after several diagnostic tests, Helton was diagnosed with the intestinal ailment by Rockies team internist Dr. Allen Schreiber on April 25...after being activated on May 5, batted just .236 (30-for-127) over 34 games through June 12 to drop his average to season-low .267...beginning July 27, would hit .332 (79-for-238) over his final 60 games to finish at .302...made club-record 9th consecutive Opening Day start, passing Larry Walker (1995-98, 2000-03) for the franchise record...was

**Double Talk** In 2009, Helton reached 500 doubles in his 1,749th career game...only two players in MLB history reached 500 doubles in fewer games than Helton: Joe Medwick (1714) and Nap Lajoie (1730)...Helton is just the 19th player in history to collect 500 (or more) doubles with the same team...the only players on that list who are not in the Hall of Fame are Craig Biggio, who is not yet eligible; Pete Rose, who is ineligible; and Edgar Martinez...Helton is the 16th left-handed hitter all-time with at least 500 doubles...he ranks 3rd all-time in doubles among players who spent their careers primarily as a first baseman, trailing only Rafael Palmeiro (585) and Eddie Murray (560)...additionally, he has finished among the top 10 in the National League in doubles in 7 different seasons, all during the 2000s...he led the NL in doubles once (2000) and finished second three times (2001, 2003, 2005).

"He belongs among the elite with guys I played with or against, guys like (Rod) Carew and Wade Boggs," Don Baylor said after Helton recorded his 500th career double. "He's special. There's no way around that."

**BEST OF THE DECADE...**

Where Todd Helton ranked among all players last decade, from the 2000 through 2009 seasons

**BATTING AVERAGE**

- 1. Albert Pujols .334
- 2. Ichiro Suzuki .333
- 3. **Todd Helton .332**
- 4. Vladimir Guerrero .323
- 5. Barry Bonds .322

**TIMES ON BASE**

- 1. **Todd Helton 2796**
- 2. Bobby Abreu 2785
- 3. Alex Rodriguez 2715
- 4. Derek Jeter 2659
- 5. Albert Pujols 2597

**EXTRA-BASE HITS**

- 1. Albert Pujols 767
- 2. Alex Rodriguez 736
- 3. **Todd Helton 718**
- 4. Lance Berkman 691
- 5. Manny Ramirez 687

**ON-BASE PERCENTAGE**

- 1. Barry Bonds .517
- 2. **Todd Helton .436**
- 3. Albert Pujols .427
- 4. Manny Ramirez .419
- 5. **Jason Giambi .418**

**DOUBLES**

- 1. **Todd Helton 431**
- 2. Bobby Abreu 408
- 3. Albert Pujols 387
- 4. Orlando Cabrera 371
- 5. Mike Lowell 366

**WALKS**

- 1. Barry Bonds 1128
- 2. Bobby Abreu 1038
- 3. **Todd Helton 1001**
- 4. Jim Thome 973
- 5. Lance Berkman 968



ejected for the 2nd time in his career on July 21 at Arizona by home plate umpire James Hoye; Hoye rung Helton up on a check swing without an appeal to 3rd base on a strikeout that ended the 7th inning...hit his 400th career double on Aug. 14 vs. Arizona in 7th inning off Claudio Vargas.

**2005:** Had first career trip to the DL as he was on the shelf from July 26-Aug. 9 with a strained left calf muscle...hit .320 with 20 home runs and 79 RBI in 144 games...the year snapped a stretch of 7 consecutive seasons in which Helton had hit over .315 with at least 25 home runs and 95 RBI...had fewest games (144), at-bats (509), hits (163), and RBI (79) of any full season in his career to that point...hit .383 (92-for-240) over final 69 games beginning July 1, highest average in the Majors in that span, 24 points higher than the next closest batter (Cleveland's Victor Martinez, .359)...had Major League-best .445 on-base pct., first time in his career to lead the Majors in that category and first player other than Barry Bonds to take OBP honors since 2000 (Oakland's Jason Giambi, .476)...led team in slugging (.534), runs (92), hits (163), doubles, homers, walks, extra base hits (67), multi-hit games (46), and total bases (272)...beginning June 21, hit .381 (104-for-273) over his final 78 games to rise from .250 to .320; had .500 on-base pct. and .652 slugging pct. during those contests...his first homer in July 7 game, upper deck shot, gave him all-time franchise lead, surpassing Larry Walker...was placed on the DL on July 30 (retroactive to July 26) with a strained left calf muscle, his first career trip to the DL.

**2004:** Hit .347 with 32 home runs and 96 RBI to become the first player in MLB history to hit at least .315 with 25 HR and 95 RBI in each of his first 7 full seasons in the Majors...he surpassed Joe DiMaggio (1936-41), who was the only other guy to ever do it his first 6 campaigns...Todd became just the 3rd player to ever reach numbers like that for 7 consecutive seasons at any point of a career...Lou Gehrig did it for 8 straight summers from 1930-37 and Babe Ruth for 7 from 1926-32...finished runner-up for the batting title for the 2nd straight year (Barry Bonds, .362), the first player to do that in back-to-back seasons since Atlanta's Ralph Garr in 1971-72...set club record by hitting 30 home runs for the 6th straight campaign...broke his own club record with 127 walks, tying Lance Berkman for the 2nd-highest total in the Majors behind Bonds (232); drew 19 intentional walks, trailing only Bonds (120) and Jim Thome (26)...posted franchise-record .469 on-base pct., 2nd in the Majors to only Bonds' ML record .609 OBP...Todd's .469 mark would have led the N.L. in 94 of the 100 seasons during the last century from 1900 to 1999...ranked 3rd in the N.L. with 49 doubles...won his 3rd Gold Glove Award, as he led all National League first basemen in fielding pct. (.997) and assists (144), ranking 2nd in both total chances (1504) and putouts (1356) while committing only 4 errors in 153 games...made his club-record 5th consecutive appearance in the All-Star Game, going 0-for-1 as a pinch hitter at Houston's Minute Maid Park on July 13...in the final home game of the season, Sept. 26 vs. St. Louis, Todd belted his 155th career home run at Coors Field, breaking Walker's record of 154.

**2003:** Helton finished .00022 points behind Albert Pujols in what was the closest batting race in National League history...Pujols went 2-for-5 on the season's final day to finish at .35871 while Helton was 2-for-4 to finish at .35849...with Pujols' game already completed, Helton came to bat in the 8th inning at Qualcomm Stadium needing just one hit to secure the batting crown, only to be walked intentionally...the closest previous race in NL history occurred in 1931, when St. Louis' Chick Hafey beat out New York's Bill Terry by .00028...overall, it was the 3rd-closest race in MLB history...Helton matched Joe DiMaggio as the only players in the history of the game to hit at least .315 with 25 home runs and 95 RBI in each of their first 6 full seasons...became one of only 6 players in ML history (at that time) to record a .300 batting average, 30 HR, 100 RBI and 100 runs in 5 consecutive years...the others: Lou Gehrig (9 seasons, 1929-37), Babe Ruth (7, 1926-32), Jimmie Foxx (5, 1932-36), Frank Thomas (5, 1993-97) and Vladimir Guerrero (5, 1998-2002)...Helton did not lead the NL in batting avg. for a single day and was actually 56 points behind Pujols on the morning of June 15 (.379 to .323)...from that point until the end of the season, Todd batted .385 (129-for-335)...he hit .373 after the All-Star Break, including a .383 mark in September...only Barry Bonds (.388) had a higher second-half average...won his 4th straight Louisville Silver Slugger Award as the NL's top hitting first baseman...surpassed 200 hits for the 2nd time in his career, finishing with 209, runner-up to Pujols (212) in the NL...became the only player in Rox history to have 200 hits twice in their career...led MLB with a .417 avg. w/RISP, the only qualifier to hit above .400...paced the Majors with a .391 average at home but also had the 8th-highest road average in the NL at .324...hit .387 vs. left-handers, which not only led all southpaws that season but was also the 4th-highest average by a left-handed hitter vs. left-handed pitching since the stat was first recorded in 1974...only Seattle's Ichiro Suzuki in 2004 (.404), Cincinnati's Ken Griffey Sr. in 1976 (.393), and Cubs' Bill Buckner in 1978 (.389) had posted higher averages vs. LHP...made his 4th consecutive appearance at the All-Star Game, his 3rd straight as the National League's starting first baseman...became the first Rockie to ever hit a home run in the Midsummer Classic, as he ignited a 5-run 5th inning for the NL by belting a 2-run homer of Shigetoshi Hasegawa at Chicago's U.S. Cellular Field on July 15...finished with MLB-high 156 assists, most since Mark Grace had 167 in 1991...named NL Player of the Month in April; Shawn Chacon was named NL Pitcher of the Month in April and thus the duo became the first teammates to win both monthly awards since Cincinnati's Greg Vaughn and Denny Neagle in 1999...collected his 1,000th career hit on April 25 vs. CHC...hit safely in a career-best 17 straight games, June 15-July 2, batting .391 (27-for-69) with 17 runs, 9 doubles, 2 homers and 8 RBI...the streak was snapped July 3 vs. Arizona (0-for-4), but another one started the following day in Milwaukee; his next streak lasted 14 games from July 4-20, during which he batted an even .500 (26-for-52) with 8 HR and 17 RBI...all told, he hit safely in 31 of 32 games, batting a collective .424 (53-for-125) to raise his average from .323 on June 15 to .357 on July 21.

**2002:** The lone Rockies All-Star in 2002, Todd won his 3rd consecutive Louisville Silver Slugger Award and second

**MAGNIFICENT SEVEN**

From 1998-2004, Todd Helton became the first player in Major League history to hit at least .315 with 25 home runs and 95 RBI in each of his first seven full seasons...he surpassed Joe DiMaggio (1936-41), who was the only other player to accomplish the feat his first six campaigns...Todd is one of four players to ever reach numbers like that for seven consecutive seasons at any point of a career...Lou Gehrig did it for eight straight from 1930-37 and Babe Ruth for seven from 1926-32...here are the longest streaks of hitting .315 with 25 HR and 95 RBI in consecutive seasons.

Rk.	Player	Years	No.
1.	Lou Gehrig	1930-37	8
2.	<b>Todd Helton*</b>	<b>1998-2004</b>	<b>7</b>
	Albert Pujols	2003-09	7
	Babe Ruth	1926-32	7
5.	Joe DiMaggio*	1936-41	6
	Babe Ruth	1919-24	6
7.	Chuck Klein	1929-33	5
	Jimmie Foxx	1932-36	5

(\* - streak was to begin career)

Research courtesy of Elias Sports Bureau and Sabermetric Encyclopedia

**2002:** The lone Rockies All-Star in 2002, Todd won his 3rd consecutive Louisville Silver Slugger Award and second

straight Rawlings Gold Glove...finished 4th in the NL with a .329 average and racked up over 30 home runs, 100 runs, 100 RBI and 300 total bases for the 4th consecutive campaign...attended his 3rd consecutive All-Star Game and 2nd straight as the NL's starting first baseman...went 1-for-2 in the Midsummer Classic at Miller Park, driving in Jimmy Rollins with a run-scoring single for the first RBI by a Rockies player in All-Star history...the Gold Glover finished with a .995 fielding pct., T-3rd in the NL and his 1,357 putouts were the most in the Majors among first basemen...had 182 hits, his lowest amount since 1998 (167), but still 7th in the NL...his 30 homers marked the fewest since that same year when he hit 25...earned NL Player of the Month for May after hitting .347 with 10 home runs, the 2nd-most homers in a single month for his career (11 in May of 2000)...on June 15 vs. Cleveland, made his 670th career start at first base, passing Andres Galarraga (669) for most starts at first base in team history...missed 2 games near the end of the season to be with his wife, Christy, who gave birth to the couple's first child, Tierney Faith, on Sept. 24 in Denver.

**2001:** Became the first player in MLB history to collect 100 extra base hits in consecutive seasons...joined Lou Gehrig (1927, '30) and Chuck Klein (1930, '32) as the only players to have 2 seasons of 100 extra base hits, consecutive or non-consecutive...nearly half of those (45) came on the road...with 402 total bases, he became only the 4th player in history—2nd in NL history—to total 400 bases in consecutive seasons, joining Klein (1929-30), Gehrig (1930-31) and Jimmie Foxx (1932-33)...won his first career Rawlings Gold Glove, compiling a .999 fielding pct., highest in the Majors among first basemen...appeared in his second All-Star Game, making his first start...earned his 2nd consecutive Louisville Silver Slugger Award...was runner-up to Larry Walker for the NL batting title, hitting .336...Helton and Walker became the first NL teammates to finish 1-2 in the batting race since Willie Mays and Don Mueller did so for the 1954 New York Giants...Todd's 49 home runs matched a single-season franchise record (Walker, 1997)...drove in 146 runs, 3rd-most in club history and second to only Sammy Sosa (160) in the NL...his 293 RBI in 2000-01 set a new team record (Galarraga, 290 in 1996-97)...hit 54 doubles, one behind Lance Berkman (55) for the MLB lead...had 59 doubles in 2000 and thus became only the 7th player in history to record 50 doubles in consecutive seasons, the 4th National Leaguer...homered in a career-best 4 consecutive games, July 27-31...collected his historic 100th extra-base on Sept. 30 vs. Milwaukee.

**2000:** Named *Associated Press* Major League Player of the Year and NL Player of the Year by the *Players Choice Awards*...earned the second annual Hank Aaron Award...filled first-base slots on the N.L.'s Louisville Silver Slugger team and AP Major League All-Star team...*Baseball Digest* named him its Major League Player of the Year as did USA Baseball...earned his first career All-Star appearance, an invitation from NL manager Bobby Cox...became only the 5th player ever, the first in 63 years, and the first ever in the NL, with at least 200 hits, 40 home runs, 100 RBI, 100 runs, 100 extra-base hits, and 100 walks, joining Babe Ruth (1921), Lou Gehrig (1927 & '30), Jimmie Foxx (1932) and Hank Greenberg (1937)...won his first career batting title by 17 points, leading the Majors with a .372 average...Todd commanded the NL leaders over the season's final 127 days from May 28-Oct. 1...hit 42 home runs (7th in the NL)...only 3 players ever have combined that high of an average with that many home runs: Ruth in 1920, 1921, 1924 and 1931; Gehrig in 1927 and Rogers Hornsby in 1922...led the Majors with 147 RBI...also led the NL with a 3.9 AB/RBI ratio...his 59 doubles set a new club record and were the most in the Majors in 64 years...the last players to hit at least 59 doubles in a season were the Cards' Joe Medwick (N.L.-record 64) and the Tigers' Charlie Gehringer (60), both in 1936...Helton, who led the NL in batting (.372), on-base pct. (.463) and slugging pct. (.698), gave the Rockies consecutive percentage triple crowns...Larry Walker in 1999 earned a percentage triple crown, the first in the Majors since George Brett in 1980, and the first in the NL since Stan Musial in 1948...led the Majors with 405 total bases...paced the NL with 63 multi-hit games, including his career-high 5 hits on May 3 vs. Montreal...posted club-record 44 multi-RBI games, surpassing Galarraga's 42 in 1997...had 103 extra-base hits, T-4th-most in MLB history and just 4 short of Chuck Klein's 1930 senior circuit record...tied a club record with 8 multi-homer games, including his first career 3-homer game on May 1 vs. Montreal...led NL in batting w/RISP (.392), at night (.362), during the day (.391), and vs. RHP (.387)...over a 180-game stretch from Aug. 11, 1999 to Aug. 28, 2000, hit .394 (258-for-655)...on Aug. 21 in the 6th inning, Helton singled to reach .400 exactly (178-for-445), becoming the first player since George Brett on Sept. 4, 1980 to touch .400 that late in the season...ended his day above .400 on 28 occasions: April 8-9, May 12-23 and May 27-June 10...earned the NL's Player of the Month in both May and August...in May, he batted .512, 11 HR and 26 RBI...only two players in the 1990s hit at least .500 over a calendar month (min. 50 AB): Baltimore's Roberto Alomar in Sept. 1997 and Colorado's Larry Walker in Sept. 1998...in August, he batted .476 with 7 HR and 32 RBI...received the Walter Fenner "Buck" Leonard Legacy Award, presented by Buck O'Neil and the Negro Leagues Baseball Museum.

**1999:** Improved in almost every offensive category after his stellar rookie season...bolstered his batting average from .315 to .320, as well as home runs (25 to 35), RBI (97 to 113), on-base pct. (.380 to .395) and slugging pct. (.530 to .587)...hit nearly 100 points better in Rockies wins than in Rockies losses, and 23 of his 35 HR, and 75 of his 113 RBI, came in Colorado victories...on June 18 vs. Florida, Todd was 3-for-5 with 5 RBI and homered twice, the second of which was his first career game-ending home run...one night later, on June 19, Helton doubled, singled and homered; in his 4th trip, knowing he needed his first triple since May of 1998, he drove a pitch off the right-field wall and slid into third, posting the 3rd cycle in club history...he capped the week with a homer and 2 more RBI and ran away with the NL Player of the Week...at one point during the Marlins series, he reached base in 8 straight trips.

**1998:** In the closest balloting in 16 years, Todd finished 2nd in the NL Rookie of the Year race, despite leading all MLB rookies in average (.315), homers (25), RBI (97), multi-hit games (49), total bases (281), slugging pct. (.530) and extra-base hits (63)...finished 9 points behind Cubs' Kerry Wood...among NL rookies, he was first in runs (78), hits (167) and on-base pct. (.380)...since 1972, only Mike Piazza (35), David Justice (28) and Darryl Strawberry (26) had more homers as an NL rookie, and only Piazza had more RBI (112)...on May 10 at Montreal, Todd registered his first career multi-homer game...led the Majors in August with a .398 average, hitting safely in 24 of his 29 games with 29 RBI...his 25th and final homer was a 3-run blast in the season finale, Sept. 27 vs. San Francisco, helping erase a 7-run deficit to beat the Giants...his club leading .386 average w/RISP was 4th in the NL.

**1997:** Opened the season at Triple-A, where he was hitting .352 upon his Aug. 1 recall...made a memorable Major League debut Aug. 2 at Pittsburgh...batting 5th and starting in left, he flied out in his first at-bat but singled in his 2nd trip off Francisco Cordova for his first career hit...after a walk, he belted his first big-league homer, a solo shot off Marc Wilkins...became just 2nd Colorado player (Jay Gainer: May 14, 1993) to hit a HR in their MLB debut...the next day at Three Rivers, he picked up 2 more hits and his 2nd HR...Helton hit safely in his first 4 games in the Majors (7-for-16)...made 14 starts in the outfield (13-LF, 1-RF) and posted 2 assists...started 7 games at first base.

**MINOR LEAGUES 1996:** Helton began his first full pro season with Double-A New Haven, but moved to Triple-A July 30, going 3-for-4 in his debut at that level...after 3 consecutive hitless games in early April, Todd did not go more than

2 straight games without a hit, including his stint in Triple-A...named the best defensive first baseman in the Eastern League...had a single and a home run in the Double-A-All-Star game on July 8...1995: Debuted as a pro with Asheville (A) of the South Atlantic League...batted .254 with one home run and 15 RBI...Todd also played winter ball for the Maui Stingrays.

**COLLEGE:** Helton capped an outstanding collegiate career at the University of Tennessee by being named *Baseball America's* 1995 College Player of the Year, the SEC Player of the Year, the Mizuno/*Collegiate Baseball* Co-National Player of the Year and was named All-America for the 3rd straight season...the southpaw set 19 school records in his 3 years in Knoxville...for his career, he batted .370 (280-for-756) with 199 runs, 65 doubles, 38 home runs and 238 RBI...on the mound, he was 19-5 with a 2.24 ERA (193.0 ip, 48 er) and 23 saves...issued 49 walks with 172 strikeouts...still holds school's all-time records in 11 categories, including home runs, RBI, walks, and saves...tossed 47.2 consecutive scoreless innings at one point in 1994...as a junior in 1995, Todd led the Vols to the College World Series, both at the plate and on the hill...he narrowly missed the '95 SEC triple crown, posting the second-best average (.407), while

leading in homers (20) and RBI (92)...as a hurler in '95, Helton was 8-2 with a 1.66 ERA and 12 saves...he made 4 starts on the mound, each a complete-game victory.

**POSTSEASON:** A career .211 hitter (12-for-57) with 4 RBI in 15 playoff games...scored 5 of Rockies' 15 runs in 2009 NLDS vs. Philadelphia, collecting 2 hits in both Games 3 and 4...in his first-ever career trip to the postseason in 2007, Helton hit .220 (9-for-41) with 2 RBI in 11 games...hit safely in 5 of his final 6 games...went just 1-for-12 in 3 games during the Division Series vs. Philadelphia...in fact, his only hit during that series was a triple, which came on the first pitch of his first career postseason plate appearance in Game 1 on Oct. 3...also scored Colorado's first run of the postseason in that contest...went 3-for-14 in the LCS vs. Arizona...drove in his first postseason RBI with a sacrifice fly in the 5th inning of LCS Game 2 at Arizona...went 5-for-15 in the Fall Classic vs. Boston...recorded one of 2 multi-hit games in Game 1 on Oct. 24 at Fenway Park and went 2-for-4 in the series finale on Oct. 28 at Coors Field.

**PERSONAL:** Todd Lynn Helton...he and his wife, Christy, have two daughters, Tierney Faith (9/24/02) and Gentry Grace...the Helton family resides in Brighton, Colo., along with their chocolate labs, Abby and Greeley...a '92 graduate of Knox Central (Tenn.) High School, he lettered in baseball and football...was a *Baseball America* prep All-American during his senior season of '92, batting .655 (51-for-78)...in December of 2003, Helton presented the Gatorade High School Football Player of the Year Award for the state of Colorado to Loveland's Jeff Byers...Todd himself was a Gatorade Player of the Year in Tennessee for both baseball and football...was named the Boy Scouts Man of the Year for Tennessee in 2004...received the 2002 Humanitarian Award at the Sports Fans Choice Awards presented by the Colorado Sports Hall of Fame...was the recipient of the Rockies' Roberto Clemente Award in both 2000 and 2002...participates in the Rockies "Care & Share Program" and makes visits to The Children's Hospital...in October of 2002, Helton and a few other big leaguers were invited to join President George W. Bush for dinner at the White House...his teammates named him their club player representative in 1998, the first time the Rockies had named a rookie to that role...following his rookie season, the Tennessee Sports Hall of Fame named him its 1998 Professional Athlete of the Year...was enshrined into the Arizona Fall League Hall of Fame in July of 2003...Todd played for the Peoria Javelinas in 1996...signed by Rockies scout Ty Coslow.

100 EXTRA-BASE HITS

Player	Year	EBH
1. Babe Ruth	1921	119
2. Lou Gehrig	1927	117
3. Chuck Klein	1930	107
Barry Bonds	2001	107
5. Todd Helton	2001	105
6. Todd Helton	2000	103
Sammy Sosa	2001	103
Chuck Klein	1932	103
Hank Greenberg	1937	103
Stan Musial	1948	103
Albert Belle	1995	103
12. Rogers Hornsby	1922	102
13. Lou Gehrig	1930	100
Jimmie Foxx	1932	100
Luis Gonzalez	2001	100

BACK-TO-BACK 50 DOUBLE SEASONS

Player	Club	Years
Brian Roberts	BAL	2008-09
Todd Helton	COL	2000-01
Craig Biggio	HOU	1998-99
Edgar Martinez	SEA	1995-96
Joe Medwick	STL	1936-37
Billy Herman	CHC	1935-36
George Burns	CLE	1926-27
Tris Speaker	CLE	1920-21

NL, 400 TOTAL BASES

Player	Year	TB
1. Rogers Hornsby	1922	450
2. Chuck Klein	1930	445
3. Stan Musial	1948	429
4. Sammy Sosa	2001	425
5. Hack Wilson	1930	423
6. Chuck Klein	1932	420
7. Luis Gonzalez	2001	419
8. Babe Herman	1930	416
Sammy Sosa	1998	416
10. Barry Bonds	2001	411
11. Larry Walker	1997	409
Rogers Hornsby	1929	409
13. Joe Medwick	1937	406
14. Todd Helton	2000	405
Chuck Klein	1929	405
16. Todd Helton	2001	402
17. Hank Aaron	1959	400

◆ ACTIVE LEADERS ◆

BATTING w/RISP (600 PA)

Rk	Player	AVG
1.	Joey Votto	.348
2.	Albert Pujols	.342
3.	Joe Mauer	.338
4.	Ichiro Suzuki	.333
5.	Todd Helton	.330

BATTING VS. RHP (2,250 PA)

Rk	Player	AVG
1.	Joe Mauer	.338
2.	Todd Helton	.331
3.	Albert Pujols	.325
4.	Ichiro Suzuki	.322
5.	Matt Holliday	.319

BATTING, LHB VS. LHP (750 PA)

Rk	Player	AVG
1.	Ichiro Suzuki	.335
2.	Joey Votto	.306
2.	Juan Pierre	.305
3.	Todd Helton	.302
5.	Robinson Cano	.300

BATTING IN AUGUST (500 PA)

Rk	Player	AVG
1.	Todd Helton	.359
2.	Matt Diaz	.355
3.	Albert Pujols	.341
3.	Ryan Braun	.334
5.	Hanley Ramirez	.333

BATTING IN SEPT./OCT. (500 PA)

Rk	Player	AVG
1.	Jacoby Ellsbury	.340
2.	Albert Pujols	.339
3.	Todd Helton	.332
4.	Robinson Cano	.329
5.	Magglio Ordonez	.329

BATTING POST-ALL STAR (1200 PA)

Rk	Player	AVG
1.	Albert Pujols	.337
2.	Todd Helton	.335
3.	Joe Mauer	.323
4.	Robinson Cano	.322
5.	Troy Tulowitzki	.321

HELTON'S CAREER RECORD

Year	Team	AVG	G	AB	R	H	2B	3B	HR	RBI	SAC	SF	HBP	BB	IBB	SO	SB	CS	GIDP	OBP	SLG
1995	Asheville	.254	54	201	24	51	11	1	1	15	0	0	1	25	1	32	1	1	7	.339	.333
1996	New Haven	.332	93	319	46	106	24	2	7	51	3	1	1	51	5	37	2	5	8	.425	.486
	Colo. Springs	.352	21	71	13	25	4	1	2	13	0	0	0	11	0	12	0	3	4	.439	.521
1997	Colo. Springs	.352	99	392	87	138	31	2	16	88	1	6	0	61	4	68	3	1	10	.434	.564
	COLORADO	.280	35	93	13	26	2	1	5	11	0	0	0	8	0	11	0	1	1	.337	.484
1998	COLORADO	.315	152	530	78	167	37	1	25	97	1	5	6	53	5	54	3	3	15	.380	.530
1999	COLORADO	.320	159	578	114	185	39	5	35	113	0	4	6	68	6	77	7	6	14	.395	.587
2000	COLORADO	.372	160	580	138	216	59	2	42	147	0	10	4	103	22	61	5	3	12	.463	.698
2001	COLORADO	.336	159	587	132	197	54	2	49	146	1	5	5	98	15	104	7	5	14	.432	.685
2002	COLORADO	.329	156	553	107	182	39	4	30	109	0	10	5	99	21	91	5	1	10	.429	.577
2003	COLORADO	.358	160	583	135	209	49	5	33	117	0	7	2	111	21	72	0	4	19	.458	.630
2004	COLORADO	.347	154	547	115	190	49	2	32	96	0	6	3	127	19	72	3	0	12	.469	.620
2005	COLORADO	.320	144	509	92	163	45	2	20	79	1	1	9	106	22	80	3	0	14	.445	.534
	Colo. Springs	.600	2	5	1	3	2	0	0	1	0	0	1	1	0	0	0	0	0	.714	1.000
2006	COLORADO	.302	145	546	94	165	40	5	15	81	0	6	6	91	15	64	3	2	10	.404	.476
	Colo. Springs	.333	2	6	0	2	0	0	0	0	0	0	1	1	0	1	0	0	0	.429	.333
2007	COLORADO	.320	154	557	86	178	42	2	17	91	0	7	2	116	16	74	0	1	15	.434	.494
2008	COLORADO	.264	83	299	39	79	16	0	7	29	0	0	1	61	8	50	0	0	9	.391	.388
2009	COLORADO	.325	151	544	79	177	38	3	15	86	0	10	2	89	5	73	0	1	15	.416	.489
2010	COLORADO	.256	118	398	48	102	18	1	8	37	0	6	2	67	3	90	0	0	10	.362	.367
	Casper	.500	3	10	1	5	1	0	0	5	0	1	0	2	0	1	0	0	0	.538	.600
2011	COLORADO	.302	124	421	59	127	27	0	14	69	0	8	3	59	5	71	0	1	6	.385	.466
Major League Totals		.323	2054	7325	1329	2363	554	35	347	1308	3	85	56	1256	183	1044	36	28	176	.421	.550
Minor League Totals		.329	274	1004	172	330	73	6	26	173	4	8	3	152	10	151	6	7	28	.416	.491

DIVISION SERIES RECORD

Year	Team	AVG	G	AB	R	H	2B	3B	HR	RBI	BB	SO
2007	COLORADO vs. Philadelphia	.083	3	12	1	1	0	1	0	0	1	2
2009	COLORADO vs. Philadelphia	.188	4	16	5	3	0	0	0	2	3	2
Totals		.143	7	28	6	4	0	1	0	2	4	4

LEAGUE CHAMPIONSHIP SERIES RECORD

Year	Team	AVG	G	AB	R	H	2B	3B	HR	RBI	BB	SO
2007	COLORADO vs. Arizona	.214	4	14	3	3	0	0	0	1	2	4

WORLD SERIES RECORD

Year	Team	AVG	G	AB	R	H	2B	3B	HR	RBI	BB	SO
2007	COLORADO vs. Boston	.333	4	15	2	5	2	0	0	1	2	3

ALL-STAR GAME RECORD

Year	Team (SITE)	AVG	G	AB	R	H	2B	3B	HR	RBI	BB	SO
2000	NATIONAL LEAGUE (at Atlanta)	.000	1	2	0	0	0	0	0	0	0	0
2001	NATIONAL LEAGUE (at Seattle)	.000	1	2	0	0	0	0	0	0	0	1
2002	NATIONAL LEAGUE (at Milwaukee)	.500	1	2	1	1	0	0	0	1	0	0
2003	NATIONAL LEAGUE (at CWS)	.500	1	2	1	1	0	0	1	2	0	1
2004	NATIONAL LEAGUE (at Houston)	.000	1	1	0	0	0	0	0	0	0	0
All-Star Totals		.222	5	9	2	2	0	0	1	3	0	2

CAREER TRANSACTIONS

- 1992: Originally selected by San Diego in the second round of the First-Year Player Draft (did not sign).
- 1995: Selected by Colorado in the first round (eighth overall) of the Draft.
- 2005: On disabled list, 7/26-8/10, with a left calf strain.
- 2006: On disabled list, 4/20-5/4, with acute terminal ileitis.
- 2008: On disabled list, 7/4-9/12 with sore lower back (transferred to 60-day DL on 8/6).
- 2010: On disabled list, 7/7-8/3.

HIT STREAKS OF 10+ GAMES (24)

- 17, June 15-July 2, 2003
- 14, Aug. 10-22, 2000
- 14, Aug. 9-24, 2001
- 14, July 4-20, 2003
- 13, Sept. 3-19, 2003
- 13, Sept. 13-26, 2005
- 12, April 8-20, 2002
- 12, May 25-June 6, 2008
- 11, June 26-July 5, 2000
- 11, June 8-19, 2001
- 11, June 25-July 6, 2004
- 11, Sept. 22-Oct. 1, 2004
- 11, June 21-July 2, 2005
- 11, Sept. 16-27, 2007
- 11, April 27-May 8, 2009
- 10, Aug. 20-29, 1998
- 10, May 1-11, 1999
- 10, April 3-13, 2000
- 10, May 6-21, 2000
- 10, Aug. 26-Sept. 5, 2004
- 10, July 24-Aug. 17, 2005
- 10, Aug. 30-Sept. 8, 2006
- 10, April 17-27, 2008

CAREER FIELDING

1B	CLUB	PCT	G-GS	PO	A	E	TC	DP
1997	COLORADO	1.000	8-7	68	10	0	78	7
1998	COLORADO	.995	146-134	1164	*146	7	1317	*156
1999	COLORADO	.993	156-148	1243	103	9	1355	*152
2000	COLORADO	.995	*160-156	*1326	*149	7	*1482	*143
2001	G COLORADO	*.999	157-157	1303	120	2	1425	139
2002	G COLORADO	.995	156-155	*1357	113	7	1477	138
2003	COLORADO	.993	159-159	*1418	*156	11	*1585	*149
2004	G COLORADO	*.997	153-151	1356	*144	4	1504	130
2005	COLORADO	.996	144-142	1236	120	5	1361	136
2006	COLORADO	*.997	145-145	1367	87	4	1458	156
2007	COLORADO	*.999	153-152	1448	95	2	1545	153
2008	COLORADO	.997	81-81	830	57	3	890	79
2009	COLORADO	.998	149-147	1349	96	3	1448	115
2010	COLORADO	.992	115-105	932	77	8	1017	116
2011	COLORADO	.997	119-113	985	104	3	1092	110
Career Totals		.996	2001-1952	17384	1577	75	19036	1879
OF	CLUB	PCT	G-GS	PO	A	E	TC	DP
1997	COLORADO	1.000	15-14	16	2	0	18	0

G - Rawlings Gold Glove \*led league #tied for league lead



**MULTI-HOMER GAMES (27)**

NO.	DATE	OPP.	PITCHER(S)
2	5/10/98	at MON	M. Batista/A. Telford
2	9/23/98	vs. ARI	Ford/F. Rodriguez
2	5/11/99	vs. NYM	Bobby M. Jones (2)
2	6/18/99	vs. FLA	L. Hernandez/Mantei
2	7/31/99	at STL	Luebbers/R. Bottalico
2	8/14/99	vs. MON	Je. Powell/S. Strickland
2	9/8/99	at MON	Dan Smith (2)
2	9/17/99	vs. LA	I. Valdez/R. Checo
◆ 3	5/1/00	vs. MON	Hermanson (2)/Telford
2	5/9/00	at HOU	S. Elarton/D. Henry
2	5/27/00	vs. PIT	T. Ritchie/J. Christiansen
2	5/29/00	vs. HOU	O. Dote/Jose Cabrera
2	6/20/00	at CIN	Oswaldo Fernandez (2)
2	7/17/00	vs. OAK	Magnante/Irsinghausen
2	8/4/00	vs. PHI	Bottenfield/M. Hotzemer
2	8/14/00	at MON	A. Telford/S. Strickland
2	4/25/01	vs. CHC	J. Bere/F. Heredia
2	6/10/01	vs. STL	Timin/G. Stechschulte
2	7/31/01	vs. PHI	R. Person/R. Cormier
2	9/18/01	vs. ARI	C. Schilling/B. Kim
2	5/10/02	at NYM	Jeff D'Amico (2)
◆ 3	5/29/03	vs. LA	O. Perez (2) / E. Gagne
2	7/11/03	vs. LA	Hideo Nomo (2)
2	7/7/05	vs. LA	D. Lowe/F. Osoria
2	9/2/05	vs. LA	Jeff Weaver (2)
2	8/7/07	vs. MIL	Linebrink/Spurling
2	4/26/11	at CHC	James Russell (2)

◆ 3 home run games

**GOLD GLOVES  
FIRST BASEMEN**

Player	No.
Keith Hernandez	11
Don Mattingly	9
George Scott	8
Bill White	7
Vic Power	7
Wes Parker	6
J.T. Snow	6
Steve Garvey	4
Mark Grace	4
Mark Teixeira	4
<b>Todd Helton</b>	<b>3</b>
Gil Hodges	3
John Olnerud	3
Rafael Palmeiro	3
Eddie Murray	3
Joe Pepitone	3

**PINCH-HIT HOME RUN (1)**

DATE	OPP.	INNING	PITCHER
8/25/97	vs. CIN	6	Scott Sullivan

**WALK-OFF HOME RUNS (6)**

DATE	OPP.	INNING	PITCHER
6/18/99	vs. FLA	9	Matt Mantei
5/27/00	vs. PIT	9	J. Christiansen
7/31/01	vs. PHI	9	Rheal Cormier
8/21/03	vs. FLA	9	Braden Looper
9/18/07	vs. LAD (G2)	9	Takashi Saito
6/20/09	vs. PIT	9	Jesse Chavez

**GRAND SLAMS (5)**

DATE	OPP.	INNING	PITCHER
5/28/01	at LA	3	Eric Gagne
8/7/02	vs. CIN	5	Joey Hamilton
8/27/05	at SD	5	Brian Lawrence
9/10/06	vs. WSH	7	Chris Schroder
5/21/09	at ATL	4	James Parr

**HIT FOR CYCLE (1)**

June 19, 1999 vs. FLA

**PLAYERS WITH 200 HITS, 40 HOME RUNS, 100 RUNS, 100 RBI, 100 XBH, 100 WALKS IN A SEASON**


PLAYER, CLUB	YEAR	H	HR	R	RBI	EBH	BB
Babe Ruth, NYY	1921	204	59	177	171	119	144
Lou Gehrig, NYY	1927	218	47	149	175	117	109
Lou Gehrig, NYY	1930	220	41	143	174	100	101
Jimmie Foxx, PHI-AL	1932	213	58	151	169	100	116
Hank Greenberg, DET	1937	200	40	137	183	103	102
<b>Todd Helton, COL</b>	<b>2000</b>	<b>216</b>	<b>42</b>	<b>138</b>	<b>147</b>	<b>103</b>	<b>103</b>

**CAREER HOME RUNS  
TENNESSEE-BORN PLAYER**

<b>Todd Helton</b>	<b>347</b>
Steve Finley	304
Vada Pinson	256
Leon Wagner	211
Bill Madlock	163

**ROCKY TOP TENNESSEE**

As many know by now, Todd Helton was not just a baseball star at the University of Tennessee, he was also a quarterback for the gridiron Vols...but simply calling him "Peyton Manning's backup" is a mistake...in fact, Helton beat out Manning and another highly touted freshman, Brannndon Stewart, for the No. 2 quarterback job behind Jerry Colquitt out of fall camp in 1994...when Colquitt suffered a season-ending knee injury in the '94 opener at UCLA on Sept. 3, Helton saw the bulk of the playing time that afternoon in relief, but Tennessee still lost 25-23...Helton then made his first collegiate start the following week at Georgia, and completed 9-of-13 passes for 110 yards and one touchdown in leading the Vols to a 41-23 victory over the Bulldogs...the southpaw started two more games, a 31-0 loss to Florida on Sept. 17 and then a 24-21 loss at Mississippi State on Sept. 24...in that Sept. 24th game, Todd suffered a sprained Medial Collateral Ligament in the first half and did not return...Manning took over from there and became Tennessee's all-time passing leader...Stewart transferred to Texas A&M...Helton's final appearance as a quarterback came late in UT's 65-0 drubbing of Vanderbilt on Nov. 26...he went on to be named Baseball America's Collegiate Player of the Year on the baseball diamond the following spring and was drafted by the Rockies as the club's first round selection (eighth overall) that June.



Tennessee Sports Information

**HELTON'S CAREER FOOTBALL STATISTICS**

Year	-PASSING-				-RUSHING-				Total Off.	
	Att-Com	Int	Pct.	Yds	TD	Att	Yds	Avg.		
1992	0-	0-0	00.0	0	0	2	-3	-3.0	0	-3
1993	9-	5-0	55.6	78	2	9	32	3.6	0	110
1994	66-	36-3	54.6	406	2	25	58	2.3	0	464
<b>Totals</b>	<b>75-</b>	<b>41-3</b>	<b>54.6</b>	<b>484</b>	<b>4</b>	<b>36</b>	<b>87</b>	<b>2.4</b>	<b>0</b>	<b>571</b>



# 55 RAMON HERNANDEZ C

Ht: 6-0      Wt: 220      B/T: R/R      Age: 35/36  
 Born: May 20, 1976 in Caracas, VZ      Residence: Oakland Park, FL  
 Major League Service: 12.099      Contract: Through 2013  
 Obtained: Signed as a free agent on December 12, 2011

## COLORADO

HERNANDEZ

### HIGHLIGHTS

Signed a two-year deal with Colorado in December after playing last three seasons with Cincinnati...**12 home runs in 2011 gives him eight career double digit home run seasons**...played for Venezuela in the 2006 and 2009 World Baseball Classics...was acquired by the Reds during the 2008 Winter Meetings in Las Vegas...**in 2003 was an American League All-Star for Oakland**...his catcher's ERA of 3.88 from 1999-2005 was second-lowest in the Major Leagues behind Paul Lo Duca (3.73)...**his 551 games caught from 2000-03 were second-most in the Majors behind Jason Kendall (569 games)**...in 1997 was a California League All-Star, Cal League Player of the Week for 4/14-4/20 and Player of the Month for June...in 1996 was a Midwest League All-Star...in 1995 was the Arizona League's Most Valuable Player and that league's Howe Sportsdata Star of Stars...on 1/19/11 was inducted into the West Michigan White Caps Hall of Fame.

### CAREER

- Hernandez joins his fifth Major League organization entering his 14th Major League season...Hernandez broke into the Majors with Oakland (1999-2003) and has played for San Diego (2004-05), Baltimore (2006-08) and Cincinnati (2009-11) as well.
- One of the most veteran active catchers in baseball, Hernandez ranks among the top-10 of active catchers in several categories, including: games (5th, 1,457), hits (5th, 1,298), doubles (6th, 250), home runs (3rd, 161), RBI (5th, 723), walks (6th, 418), batting average (9th, .266) and slugging percentage (8th, .419).
- Hernandez caught 31.6 percent (18-for-57) of attempted base stealers in 2011 and has caught 258-of-1008 attempted base stealers in his career (25.6 percent)...Hernandez's 31.6 percent caught stealing percentage was the fourth-highest mark among Major League catchers in 2011.
- Hernandez became the first player in Major League history to hit an Opening Day walkoff home run after coming to the plate with his team trailing by more than one run when he went deep to give the Reds a 7-6 win vs. MIL on Opening Day 3/31/11...the home run capped a Reds 4-run ninth inning and came off John Axford...joined LAD's Raul Mondesi (1999) and Rockies' Clint Barmes (2005) as the only players in big league history to have at least 4 hits and a game-ending homer in an Opening Day game...became the second Reds player to produce an Opening Day walkoff home run in the season's first game (Joe Randa, 2005 off NYM's Braden Loper) and the fifth Red to produce four hits on Opening Day.
- A 2003 American League All-Star, Hernandez has two career 20-plus home run seasons (21 in 2003; 23 in 2006) and eight career double-digit home run seasons, including 12 home runs in 91 games in 2011.
- Hernandez has played 528 career games against the National League entering 2012 and owns a .271 (489-for-1803) average against the Senior Circuit.
- Has posted a .990-plus fielding percentage in six of his 13 Major League seasons, including each of the last three seasons...he led all NL backstops with a career-high .998 fielding percentage in 2011.
- Hernandez is a .285 (364-for-1277) career hitter with runners in scoring position...has hit .300 (24-for-80) with 6 doubles, 1 home run and 9 RBI in 23 career games at Coors Field.

### 2011

- In his third season with Cincinnati, Hernandez hit .282 (84-for-298) with 13 doubles, 12 home runs, 36 RBI and a .788 OPS (.341 OBP, .446 SLG)...Hernandez caught 82 games in 2011, just seven fewer than Ryan Hannigan.
- In the 7-6 win vs. MIL on Opening Day capped a 4-run ninth inning with a game-ending, 3-run homer off John Axford...became the first player in Major League history to hit an Opening Day walkoff home run after coming to the plate with his team trailing by more than one run...joined LAD's Raul Mondesi (1999) and COL's Clint Barmes (2005) as the only players in big league history to have at least 4 hits and a game-ending homer in an Opening Day game.

2011	HIGHS AND LOWS	CAREER
4, March 31 vs. MIL	Hits	4, 8x, last: March 31, 2011 vs. MIL
2, May 14 vs. STL	Home Runs	2, 9x, last: May 14, 2011 vs. STL
4, April 16 vs. PIT	RBI	7, 2x, last: May 23, 2006 at SEA
11, April 29-May 17	Hit Streak	15, August 8-25, 2008
2, 5x, last: September 14 vs. CHC	Runs	4, September 17, 2006 at DET
1, 13x, last: September 14 vs. CHC	Doubles	2, 11x, last: July 27, 2010 at MIL
None	Triples	1, 8x, last: July 4, 2010 at CHC
10, May 14 vs. STL	Total Bases	10, 2x, last: May 14, 2011 vs. STL
2, 4x, last: September 19 vs. HOU	Walks	3, 2x, last: April 5, 2005 at COL
3, August 24 at FLA	Strikeouts	3, 12x, last: August 24, 2011 at FLA
None	Stolen Bases	1, 8x, last: June 2, 2009 at STL

- Became the second Reds player to produce an Opening Day walkoff home run in the season's first game (Joe Randa, 2005 off NYM's Braden Loper) and the fifth Red to produce four hits on Opening Day.
- Led National League catchers in fielding percentage (.998, 1 error, 549 total chances).
- Reds pitchers posted a 4.24 ERA while he caught and went 34-42 in his 76 starts behind the plate...threw out 18-of-56 baserunners attempting to steal (32-percent).
- On 5/9 at HOU made his only start of the season at first base.
- From 4/29-5/17 produced a season-high 11-game hitting streak (17-40, .425, 4 HR, 6 RBI).
- In the fifth inning of the 11-2 win on 4/16 vs PIT hit his sixth career grand slam (off James McDonald).
- In the 7-3 win on 5/14 vs PIT produced his ninth career two-homer game (off Kyle McClellan).
- On 9/14 vs CHC recorded his 250th career double (off Casey Coleman).
- In late August and early September was bothered by a bruised right forearm suffered on a foul tip on 8/20 at PIT...the last couple weeks of the season was bothered by a sore left shin...on 7/27 missed a game while he was sworn in as a U.S. citizen in Miami.

**2010:** Led the club with 85 starts behind the plate but also made two starts at first base (7/22 vs. WAS, 9/24 at SD)...from 7/9-7/21 missed nine games while on the 15-day disabled list with inflammation in his left knee...hit .281 (3 HR, 23 RBI) in 57 appearances before he went on the DL and .311 (4 HR, 25 RBI) in 40 appearances after he came off the DL...from 6/28-8/21 produced an RBI in 15 of his 21 appearance (24 RBI)...the staff went 45-40 in his starts...Reds pitchers posted a 4.80 ERA while he caught...threw out 14-of-45 baserunners attempting to steal (31 percent)...through 9/17 led all National League catchers in fielding percentage but then committed three errors in his next 5 games...caught Johnny Cueto's 1-hit shutout on 5/11 at PIT and four of the staff's nine team shutouts...led off the 10th inning of the 6-4 win on 6/21 at OAK with a home run off Michael Wuertz...following the season became a free agent but on 11/15 was re-signed to a one-year contract.

**2009:** From 7/20-9/18 missed 57 games while on the disabled list with a left knee injury...on 7/21 had arthroscopic surgery to clean out that knee...made 4 appearances, all starts, after he came off the DL (6-for-14, .429, 1 RBI)...with Joey Votto on the disabled list (5/30-6/22) started at first base in 18 of the Reds' 21 game...overall made 53 starts behind the plate and 26 starts at first base...entered the season with 7 career appearances and one career start at first base (9/9/08 for BAL vs. CLE)...also made his only Major League appearance at third base, in the ninth inning on 5/23 vs CLE after Brandon Phillips was injured and Adam Rosales moved from 3B to 2B...had made 19 minor league appearance at that position...the team went 23-30 in his starts behind the plate...Reds pitchers posted a 4.41 ERA while he caught...threw out 11-44 baserunners attempting to steal (25%)...recorded 17 2-hit games and three three-hit games...won the Ohio Cup Trophy as the Most Outstanding Player of the six-game series vs. the Indians (9-19, .474, 2B, 3B, 1 HR, 5 RBI)...in the 2-1 win on 4/17 at HOU recorded his 4,000th career at-bat in the seventh inning and then in the ninth produced a two-run home run off Jose Valverde that erased the 1-0 deficit...was his first homer as a Red...on 6/13 at KC snapped a season-high 0-for-20 skid with a solo HR off Joakim Soria...in the ninth inning of the 4-3 win on 7/7 at PHI snapped the 3-3 tie with an RBI-single off Brad Lidge...on 7/12 at NYM scored the 500th run of his career...following the season the club declined his contract option for 2010 but was re-signed to a one-year deal through 2010 with an option for 2011.

**2008:** Was the Orioles' Opening Day catcher and started 119 games...also made one start at designated hitter and his first career start at first base (9/9 vs. CLE)...after the All-Star break hit .285 and reached base safely in 45 of his 55 apps...produced his best month in July (.297, 5 HR)...on 7/28 at Yankee Stadium homered off Mike Mussina for his 1,000th career hit...from 8/5-8/22 produced a career-best 15-game hitting streak (.305, 2 HR, 12 RBI)...from 7/19-7/22 homered in three consecutive games...on 8/1 at SEA recorded his 200th career double.

**2007:** Made 106 appearances despite stints on the disabled list with injuries to his left oblique muscle (4/8-4/25) and groin (6/8-6/21)...among American League leaders ranked ninth with a .576 slugging percentage and 11th with a .354 batting average with RISP...hit .320 with RISP and 2 outs, 19th-best in the AL...in his first 9 games of the season, 3 times produced 4 RBI (all vs. CLE)...in his last 14 games of the season hit .388 to raise average from .238 to season-ending .258...on 5/28 at KC hit his fifth career grand slam (off Scott Elarton)...in the 3-2 win vs NYY on 6/28 drew a bases-loaded, game-ending walk.

**2006:** In his first season with the Orioles established career highs in HR (23), RBI (91), doubles (29) and games played (144)...was the club's recipient of the MLB Players Alumni Association's Heart and Hustle Award for embodying the values, spirit and traditions of the game...had 87 RBI as a catcher, a franchise record for that position (Chris Hoiles, 82 RBI, 1993)...produced his other four RBI as a designated hitter...tied NYY's Jorge Posada for the American League lead in homers by a catcher (23)...also ranked among AL catchers in RBI (87, 2nd), slugging percentage (.497, 2nd), doubles (27, T2nd) and games caught (135, 3rd)...threw out 35 baserunners attempting to steal, most in the AL...his caught stealing percentage of 38.9 (35-90) ranked second in the AL to Det's Ivan Rodriguez (45.7)...was a fan vote nominee for the final spot on the AL All-Star team...on 5/23 at SEA tied career highs with 2 homers and 7 RBI...his grand slam in that game was the fourth of his career and the only slam by an Orioles player all season...from 6/24-6/28 homered in three straight appearances as part of a five-game stretch in which he produced 5 HR and 10 RBI...also homered in three straight games from 9/10-9/12 and in two straight on 5/1 and 5/2...on 6/12 at TOR recorded his 100th career home run...prior to the season played for Venezuela in the inaugural World Baseball Classic.

**2005:** In 99 appearances for the Padres hit a career-best .290...missed 52 games during two stints on the disabled list for a left wrist injury (6/22-7/6, 7/29-9/1)...was on the DL the second time recovering from surgery on that wrist...was reinstated in September and hit .350 the rest of the season (5 HR, 20 RBI)...still ranked tied for third on the club in RBI...became only the fourth Padres catcher to produce at least 10 homers in more than one season (Terry Kennedy, Gene Tenace, Benito Santiago)...on 9/27 vs SF produced 7 RBI, including a grand slam off Jeff Fassero and his third career triple...following the season was named MVP of the Caribbean World Series after leading Venezuela to the title over the Dominican Republic.

**2004:** In his first season with the Padres hit 18 homers, the third-highest total by a catcher in franchise history (Terry Kennedy, 21hr in 1982; Gene Tenace, 20hr in 1979)...from 6/21-7/25 missed 30 games while on the disabled list with a sprained left knee suffered in a home plate collision with TOR's Howie Clark on 6/20...after he came off the DL produced 11 of his 18 homers and 38 of his 63 RBI...threw out 25.4 percent of baserunners attempting to steal (18-53), second in the National League to Pit's Jason Kendall (32.3%).

**2003:** For the Athletics was an American League All-Star...established career highs in at-bats (483), runs (70), hits (132), HR (21), RBI (78) and slugging percentage (.458)...became only the fifth catcher in franchise history to produce at least 20 homers in a season (Mickey Cochrane, Frankie Hayes, Terry Steinbach, Gene Tenace)...led the league and ranked third in the majors with 139 games caught, third-highest total in Oak history behind his 142 appearances at the position in 2000 and Ray Fosse's 141 games there in 1973...among AL catchers ranked fourth in homers and sixth in RBI...A's pitchers had a 3.48 ERA with him behind the plate, the lowest catcher's ERA in the AL, 15 points below OAK's overall ERA and the lowest by a catcher in the AL since 1997 (NYY's Joe Girardi, 3.44)...on 4/12 at ANA threw out three baserunners attempting to steal for the second time in his career (8/21/01 vs. CLE)...from 9/7-9/23 started 16 consecutive games, the longest streak by an A's catcher since 1985 (Mike Heath, 17 games).

**2002:** Made 135 appearances behind the plate, fourth-most in the Major Leagues and fifth-highest single-season total in Athletics history...threw out 31.8 percent of baserunners attempting to steal (21-66), sixth-best in the AL.

**2001:** Led the American League with 135 appearances and 127 starts behind the plate...became the first catcher in Oak history to catch more than 125 games in a season twice...participated in 15 double plays, an Oakland record for a catcher (Jim Essian, 12 double plays, 1978) and the most in the AL in 2001...with nine sacrifice bunts led the A's and ranked tied for fifth in the AL...following the season led the Venezuelan Winter League in hitting (.376) and on-base percentage (.462)...produced 6 HR and 33 RBI in 44 games for Occidente.

**2000:** Made 142 appearances behind the plate, an Oakland single-season record for a catcher (Ray Fosse, 141g, 1973) and fourth-most in Athletics history behind Frankie Hayes (155g, 1944), Cy Perkins (146g, 1920) and Hayes (143g, 1936)...made 118 starts...following the season played for Occidente in the Venezuelan Winter League (41g, .293, 5 HR, 25 RBI)...during the Caribbean World Series hit .364 (3 HR, 6 RBI).

**1999:** In his Major League debut hit .279 in 40 appearances for Oakland...was promoted on 6/27, when Mike Macfarlane went on the disabled list, and spent the rest of the season with the A's...on 6/29 vs. SEA made his Major League debut and in his first career plate appearance produced a bunt single off John Halama...had another single later in the game...the next day had 3 hits and 4 RBI, including his first home run (2-run off Damaso Marte)...started 19 of Oakland's first 23 games after his promotion but on 7/25 suffered a sprained left knee in a home plate collision with KC's Steve Scarsone...went on the disabled list the next day and didn't play again until 8/27.

**MINOR LEAGUES 1998:** At Double-A Huntsville led the team and ranked fifth in the Southern League with 98 RBI...also led the Stars in hits (142) and times hit by a pitch (19)...following the season played for Occidente in the Venezuelan Winter League (55 g, .314, 6 HR, 27 RBI)...**1997:** At Single-A Visalia led the California League in hitting (.361) and on-base percentage (.427) and ranked third in slugging percentage (.572)...was a Cal League All-Star...was the league's Player of the Week for 4/14-4/20 and Player of the Month for June...at the All-Star break led all minor league batters in hitting (.376) and RBI (73, tied)...on 7/14 was promoted to Double-A Huntsville, where he hit .193 during the regular season but .351 (7 HR, 16 RBI) in 10 playoff games...at Visalis and Huntsville combined to hit .306 with 19 homers and 109rbi...**1996:** At Single-A West Michigan was a Midwest League All-Star...led the Whitecaps with 12 homers and 26 doubles...helped lead West Michigan to the league title (9 g, 2 HR, 5 RBI)...**1995:** In his first season in the U.S. was named the Arizona League's Most Valuable Player...led the league in batting (.364), RBI (37, tied), walks (39), on-base percentage (.510) and slugging percentage (.594)...led league catchers with a .982 fielding percentage while throwing out 24-53 (45.3%) attempted base stealers...**1994:** Helped lead Oak's Dominican Summer League team to the Central Division title.

**PERSONAL:** Was involved with the A's Amigos community program and the Monte Carlo Classic to benefit the 2000 Special Olympics.

**HOME RUN IN ROCKIES DEBUT (\* ML debut)**

<u>Player</u>	<u>Date / Opponent</u>
*Jay Gainer	May 14, 1993 at Cincinnati
Ellis Burks	April 4, 1994 vs. Philadelphia
*Todd Helton	August 2, 1997 at Pittsburgh
Greg Colbrunn	April 2, 1998 at Arizona
*Jason Jennings	August 23, 2001 at New York-NL
Jack Cust	August 2, 2002 at Chicago-NL
*Luis Gonzalez	April 6, 2004 at Arizona
*Jeff Baker	April 4, 2005 vs. San Diego
Jose Lopez	April 1, 2011 vs. Arizona



HERNANDEZ'S CAREER RECORD

Table with columns: Year, Team, AVG, G, AB, R, H, 2B, 3B, HR, RBI, SAC, SF, HBP, BB, IBB, SO, BS, CS, GDP, OBP, SLG. Includes Major League and Minor League Totals.

DIVISION SERIES RECORD

Table with columns: Year, Team, AVG, G, AB, R, H, 2B, 3B, HR, RBI, BB, SO. Includes series against AL, NL, and NL Central teams.

WORLD BASEBALL CLASSIC RECORD

Table with columns: Year, Team, AVG, G, AB, R, H, 2B, 3B, HR, RBI, BB, SO. Shows record for Venezuela.

ALL-STAR GAME RECORD

Table with columns: Year, Team (SITE), AVG, G, AB, R, H, 2B, 3B, HR, RBI, BB, SO. Shows All-Star record.

CAREER TRANSACTIONS

- List of career transactions including signings, trades, and rehab assignments for Hernandez.

HIT STREAKS OF 10+ GAMES (3)
15, August 8-25, 2008
13, May 9-26, 2005
11, April 29-May 17, 2011

CAREER FIELDING

Table with columns: C CLUB, PCT, G-GS, PO, A, E, TC, DP. Shows career fielding statistics for Catcher.

MULTI-HOMER GAMES (9)

Table with columns: NO., DATE, OPP, PITCHER(S). Lists 9 multi-homer games.

GRAND SLAMS (5)

Table with columns: DATE, OPP, INNING, PITCHER. Lists 5 grand slam home runs.

FIVE-RBI GAMES (3)

August 9, 2003 at CWS
May 23, 2006 at SEA (7)
September 27, 2005 vs. SF (7)



# 18 JONATHAN HERRERA INF

**Ht:** 5-9      **Wt:** 180      **B/T:** S/R      **Age:** 27  
**Born:** Nov. 3, 1984 in Maracaibo, VZ      **Residence:** Maracaibo, VZ  
**Major League Service:** 2.001      **Contract:** Through 2012  
**Obtained:** Signed as a non-drafted free agent on April 6, 2002

## COLORADO

HERRERA

### HIGHLIGHTS

**Spent entire 2011 season in the Majors for the first time in his career and played in a career-high 104 games...**started all 33 Rockies games during the month-plus that Troy Tulowitzki missed from 6/18-7/26/10 and hit .321 with 14 RBI and 18 runs during the 33 contests...**has started games at second base (114), third base (6) and shortstop (8) in the Majors for Colorado...**owns a .986 career fielding percentage as a second baseman...made Major League debut on 4/30/08 at San Francisco at second base...has played for Triple-A Colorado Springs in each of his last three seasons, splitting time at shortstop and second base...**was a Texas League Mid-Season All-Star in 2007 as a regular shortstop for the Double-A Tulsa Drillers...**named the Rockies 14th-best prospect by *Baseball America* following the 2006 season...*Baseball America* also rated him as the California League's 10th-best prospect in 2006.

### 2011

- Spent the entire 2011 season in the Majors with Colorado for the first time in his career...however, spent the final month on the disabled list after suffering a fractured right index finger on 9/6.
- Saw time at second base, third base and shortstop for the Rockies in 2011, though he received 55 of his 62 starts in 2011 at second base...in his Major League career, Herrera has now played 140 games at second base, 25 games at third base and 30 games at shortstop.
- Received the majority of the Rockies starts at second base in the season's first two months and batted a combined .273 (43-for-157) with 5 doubles, a triple, 2 home runs, 9 RBI and 17 runs scored through May...was relegated to more of a utility role following the Rockies acquisition of Mark Ellis on 6/30.
- Herrera posted a .992 fielding percentage in his 62 games at second base this season, committing just 2 errors in 247 total chances...committed just three errors between the three positions he played in 2011.
- Three home runs in 2011 are new career-high...two of the home runs came against the New York Mets (3-run shot 4/14 at NYM, solo shot 5/12 vs. NYM)...third home run of 2011 came 156 at-bats after his second home run (8/23 vs. HOU).
- Was more productive on the road than at Coors Field this season, as he batted .286 (46-for-161) away from Denver and .183 (22-for-120) at home...six of Herrera's nine extra-base hits in 2011 came on the road.
- The switch-hitter batted .250 (17-for-68) from the right side of the plate and .239 (51-for-213) from the left side...is a career .263 hitter (42-for-160) from the right side and a .255 hitter (103-for-404) hitter from the left side.
- Filled in for Troy Tulowitzki at shortstop for five games 7/4-8 at ATL and WAS and was 8-for-17 (.429) with 3 walks and 2 runs scored in five games.
- Had a season-long nine-game hitting streak 4/8-17, which were his second through 10th games played in 2011...the streak was still four games shy of matching his career-best streak of 13 games 6/30-7/17/10.

**2010:** The versatile infielder split his 2010 season between Triple-A Colorado Springs and the Rockies...was a member of the Rockies active roster from 5/31-8/3, then from 8/20-through the end of the season...received playing time at second base (57 games), third base (16) and shortstop (7) while batting .284 (63-for-222) in first MLB action since 2008...played 58 games for the Sky Sox as one of the club's regular infielders...hit .261 (58-for-222) with nearly as many walks (27) as strikeouts (29)...played in all 33 Rockies games during the month-plus that Troy Tulowitzki missed from 6/18-7/26...started 32 of the games at second base and one at shortstop...batted .321 (42-for-131) with 14 RBI and 18 runs scored during the 33 games...batted .300 (18-for-60) in 29 games after his return from Triple-A from 8/21 through the end of the season...also hit .315 (17-for-54) with nine walks and 10 runs scored in 15 starts after his recall in late August...tied for the club lead with seven sacrifice hits (also Dexter Fowler)...also had three sacrifice flies...his 10 total sacrifices were the most among Rockies players...seven of Herrera's 21 RBI were go-ahead RBI, while four his RBI were game-winning RBI...the switch-hitter batted .292 (21-for-72) from the right side and .280 (42-for-150) from the left side...finished the sea-

### 2011

### HIGHS AND LOWS

### CAREER

3, 2x, last: September 2 at SD	<b>Hits</b>	4, June 19, 2010 vs. MIL
1, 3x, last: August 23 vs. HOU	<b>Home Runs</b>	1, 4x, last: August 23, 2011 vs. HOU
3, April 14 at NYM	<b>RBI</b>	3, 3x, last: April 14, 2011 at NYM
9, April 8-17	<b>Hit Streak</b>	13, June 30-July 17, 2010
2, 5x, last: September 2 at SD	<b>Runs</b>	2, 14x, last: September 2, 2011 at SD
1, 5x, last: May 25 vs. ARI	<b>Doubles</b>	1, 12x, last: May 25, 2011 vs. ARI
1, May 3 at ARI	<b>Triples</b>	1, 4x, last: May 3, 2011 at ARI
5, May 3 at ARI	<b>Total Bases</b>	5, 2x, last: May 3, 2011 at ARI
3, 2x, last: April 10 at PIT	<b>Walks</b>	3, 2x, last: April 10, 2011 at PIT
2, 5x, last: September 3 at SD	<b>Strikeouts</b>	3, June 25, 2010 at LAA
2, April 13 at NYM	<b>Stolen Bases</b>	2, April 13, 2011 at NYM



son with a .985 fielding percentage while seeing time at second base, third base and shortstop...the only errors he made were at second base, as he had just four miscues in 57 games at the position...set a career-high with 4 hits, going 4-for-5, 6/19 vs. MIL...drove in the club's 8th run of the game in the 8th inning, which ended up being the winning run in the Rockies 8-7 victory...set a career-high with three RBI 7/2 vs. SF...had an RBI single in the 5th, a sacrifice fly in the 6th and wrapped up his night by successfully laying down a squeeze in the 8th.

**2009:** Played the entire season with Triple-A Colorado Springs as the club's regular shortstop...hit .268 (102-for-381) with 33 RBI and 63 runs scored in 119 games for the Sky Sox...was his second season as the Sky Sox regular shortstop...the switch-hitter batted .286 (30-for-105) against lefties, and .261 (72-for-276) against righties...was more effective at the plate following the All-Star break, as he hit .286 (40-for-140) after the break and .257 (62-for-241) prior to the break.

**2008:** Began the season with Triple-A Colorado Springs before getting called up 4/30 by the big league club...made his Major League debut that day at San Francisco, going 0-for-2 with a walk while starting at second base...hit .230 (14-for-61) in 28 games with the Rockies from 4/30-6/12...the switch-hitter hit .200 (4-for-20) vs. left-handed pitching and .244 (10-for-41) vs. right-handers...hit .313 (5-for-16) with runners in scoring position...was optioned back to Colorado Springs 6/15 and would spend the rest of the season there...finished the season hitting .310 (70-for-226) with three homers and 31 RBI in 66 games for the Sky Sox...led the Sky Sox with 15 stolen bases...hit .378 (14-for-37) and drove in 14 runs with two outs and runners in scoring position...hit two home runs on opening day at Tucson, one from each side of the plate...hit all three home runs against Tucson (two on April 3, one on August 25).

**MINOR LEAGUES: 2007:** Tulsa's everyday shortstop, Herrera batted .257 (131-for-509) with 24 doubles, 4 triples, 3 home runs, 40 RBI and 65 runs scored in 131 games in his first full season at the Double-A level...was named to the Texas mid-season All-Star team...started at shortstop and batted leadoff for the Texas All-Stars on June 26 at Whataburger Field in Corpus Christi, Texas...went 0-for-2 in the game...played for Caribes in the Venezuelan Winter League...**2006:** In his first full season at the High-A level, batted .310 with 8 triples, 7 homers, and 77 RBI in 127 games for Modesto in the Cal League...established career highs in nearly every category...ranked among league leaders in average (7th), stolen bases (3rd, 34), and triples (4th)...finished among organizational leaders in average (4th) and steals (5th)...named organization Player of the Month for June...played for Oriente in Venezuelan Winter League...**2005:** Split season between Asheville and Modesto, combining to hit .270 with 2 home runs and 35 RBI in 92 contests...began the year on the Asheville DL after suffering sprained right hand on March 27...reached base safely via hit or walk in 16 of 19 games with the Tourists, and was promoted to Modesto for duration of season on June 12...hit almost strictly in leadoff spot in his High-A debut...played 51 games at short, but also had 19 games at second base...**2004:** Was Asheville's primary shortstop in his first full pro season...missed over a week of action from May 13-20 due to a strained right hamstring...beginning Aug. 9, batted .326 (29-for-89) over final 24 games to raise final average from .265 to .279...**2003:** In his first season in the States, hit .308 in 39 games for Casper...batted .339 (40-for-118) over first 30 games through July 21...did not play for a month after going 1-for-2 on July 21 at Ogden, then went just 9-for-41 (.220) in 9 games after return in late August...was successful in each of final 9 steal attempts...**2002:** After signing with the Rockies in April, spent first professional season in the Dominican Summer League...hit .300 with 10 doubles and 22 RBI in 61 games...posted 23 steals in 29 attempts.

**PERSONAL:** Jonathan Alejandro Herrera...attended Manuel Segundo Sanchez school in Venezuela...signed as a free agent at age 17 by Francisco Cartaya and Rolando Fernandez.

**HERRERA'S CAREER RECORD**

Year	Team	AVG	G	AB	R	H	2B	3B	HR	RBI	SAC	SF	HBP	BB	IBB	SO	SB	CS	GDP	OBP	SLG
2002	Rockies (DSL)	.300	61	230	39	69	10	2	0	22	1	0	1	25	0	27	23	6	4	.371	.361
2003	Casper	.308	39	159	27	49	7	1	1	25	4	1	2	10	0	25	12	3	2	.355	.384
2004	Asheville	.279	95	380	71	106	20	2	6	35	3	2	7	26	0	80	21	12	5	.335	.389
2005	Asheville	.310	19	87	17	27	2	0	0	5	0	1	3	8	0	11	6	6	1	.384	.333
	Modesto	.258	73	310	48	80	9	4	2	30	8	1	3	23	0	52	9	4	9	.315	.332
2006	Modesto	.310	127	487	87	151	20	8	7	77	13	7	3	58	0	67	34	15	7	.382	.427
2007	Tulsa	.257	131	509	65	131	24	4	3	40	17	3	8	36	0	69	18	12	5	.315	.338
2008	<b>COLORADO</b>	<b>.230</b>	<b>28</b>	<b>61</b>	<b>5</b>	<b>14</b>	<b>1</b>	<b>1</b>	<b>0</b>	<b>3</b>	<b>1</b>	<b>0</b>	<b>0</b>	<b>4</b>	<b>0</b>	<b>10</b>	<b>1</b>	<b>1</b>	<b>0</b>	<b>.277</b>	<b>.279</b>
	Colo. Springs	.310	66	226	40	70	7	0	3	31	2	1	2	19	0	30	15	2	6	.367	.381
2009	Colo. Springs	.268	119	381	63	102	11	5	2	33	14	3	3	49	2	51	16	5	9	.353	.339
2010	<b>COLORADO</b>	<b>.284</b>	<b>76</b>	<b>222</b>	<b>34</b>	<b>63</b>	<b>6</b>	<b>2</b>	<b>1</b>	<b>21</b>	<b>7</b>	<b>3</b>	<b>0</b>	<b>25</b>	<b>1</b>	<b>36</b>	<b>2</b>	<b>2</b>	<b>2</b>	<b>.352</b>	<b>.342</b>
	Colo. Springs	.261	58	222	30	58	6	1	2	17	7	3	1	27	0	29	3	3	3	.340	.324
2011	<b>COLORADO</b>	<b>.242</b>	<b>104</b>	<b>281</b>	<b>28</b>	<b>68</b>	<b>5</b>	<b>1</b>	<b>3</b>	<b>14</b>	<b>10</b>	<b>0</b>	<b>1</b>	<b>28</b>	<b>0</b>	<b>40</b>	<b>4</b>	<b>4</b>	<b>7</b>	<b>.313</b>	<b>.299</b>
	Major League Totals	.257	208	564	67	145	12	4	4	38	18	3	1	57	1	86	7	7	9	.325	.314
	Minor League Totals	.282	788	2991	487	843	116	27	26	315	69	22	33	281	2	441	157	68	51	.348	.365

**CAREER TRANSACTIONS**

- 2007: On disabled list with a strained left oblique muscle, 4/8-25...on DL with a bruised groin, 6/8-21.
- 2008: Was acquired by the Reds, along with cash, in exchange for IF/OF Ryan Freel, IF Justin Turner and IF Brandon Waring, 12/9.
- 2009: On disabled list with inflammation in his left knee, 7/20-9/18.
- 2010: On disabled list with inflammation in his left knee, 7/9-22...as a free agent was re-signed by the Reds to a one-year contract through the 2011 season, 11/15.
- 2011: On disabled list 9/6-10/31 with fractured right index finger.

**CAREER FIELDING**

2B	PCT	G-GS	PO	A	E	TC	DP
Career Totals	.982	78-59	125	197	6	328	45
3B	PCT	G-GS	PO	A	E	TC	DP
Career Totals	1.000	16-5	3	10	0	13	3
SS	PCT	G-GS	PO	A	E	TC	DP
Career Totals	1.000	9-2	3	5	0	8	0

**HIT STREAKS OF 10+ GAMES (2)**

13, June 30-July 17, 2010  
10, June 18-28, 2010



# 39 JAMIE HOFFMANN OF

**Ht:** 6-3      **Wt:** 235      **B/T:** R/R      **Age:** 27/28  
**Born:** Aug. 20, 1984 in New Ulm, MN      **Residence:** Plymouth, MN  
**Major League Service:** 0.029      **Contract:** Through 2012  
**Obtained:** Claimed off waivers from the Dodgers on December 5, 2011

## COLORADO

### HIGHLIGHTS

Made his Major League debut 5/22/09 with LAD vs. LAA as a pinch-hitter (0-for-1)...**first MLB hit was a 3-run home run on 5/24/09 vs. LAA off Matt Palmer**...was selected by Washington during 2009 Rule 5 Draft, then traded to the Yankees before being returned to the Dodgers during 2010 Spring Training...originally signed by Los Angeles as a Minor League free agent on 9/2/03...was a hockey and baseball prospect out of New Ulm High School in Minnesota...**was an eighth-round draft choice of the National Hockey League's Carolina Hurricanes in 2003**...played 60 games for the Des Moines of the United States Hockey League in 2002-03 (14 goals, 25 assists)...planned to attend Colorado College for Hockey before signing with Los Angeles.

#### 2011

- Spent the majority of the season at Triple-A Albuquerque in the Dodgers organization...was brought to the Majors for four days from 4/11-14 and appeared in two games for the Dodgers.
- Went 0-for-4 in his two games for the Dodgers, which included a start in left field on 4/14 vs. STL...was his first Major League start since he made a start in right field for the Dodgers on 5/31/09 at CHC.
- With the Triple-A Isotopes, Hoffman hit .297 (141-for-475) with 23 doubles, 3 triples, 22 home runs, 84 RBI, 91 runs and 14 steals...Hoffman's 22 home runs in 2011 set a new career-high.
- Hoffman led the Isotopes in hits and doubles and finished second on the club in RBI and steals.

**2010:** Selected by Washington with the first pick of the Rule 5 Draft on 12/10 and then dealt to the Yankees as the player to be named in the Brian Burney trade...returned to the Dodgers during Spring Training and spent the season with Triple-A Albuquerque, appearing in 139 games and leading the Dodger chain with 169 hits...tied a career high set in 2004 with a .310 batting average and set career highs in games (139), runs (91), hits (169) and doubles (36)...ranked second on the club with 91 runs and 17 steals in 24 attempts...had four hitting streaks of 10 or more games, including a season-long 19-game hit streak from 5/5-25...hit .276 (85-for-226) with runners on base and batted .387 (53-for-137) with runners in scoring position...batted .335 (53-for-158) against left-handed pitchers and .300 (116-for-387) against right-handers...played 124 games in center field and appeared in 13 games as a right fielder...rated by *Baseball America* as having the best strike-zone discipline of any Dodger prospect.

**2009:** Saw his first Major League action after getting recalled by Los Angeles on 5/22 and made his debut as a pinch-hitter that day against the Angels...appeared in 14 games with the Dodgers, batting .182 (4-for-14) with a home run and seven RBI before getting optioned to Triple-A Albuquerque on 6/15...made his first big league start on 5/24 against the Angels and slugged a three-run homer off Matt Palmer for his first big league hit...finished the game 2-for-4 with a double, a home run and four RBI...hit .291 with 10 homers and 64 RBI in 97 combined games for the Isotopes and Double-A Chattanooga...batted .324 with two homers and 11 RBI in 20 April games to win a Dodger Pride Award for Albuquerque...appeared in 15 Spring Training games with the Dodgers and hit .364 with three doubles and five RBI...designated for assignment on 8/31 and was reassigned to a Minor League contract on 9/9.

**2008:** Was a Mid-Season Southern League All-Star with Jacksonville in his Double-A debut, and hit .278 with 10 homers, 71 RBI, and 28 steals in 133 games...went 28-for-37 in stolen-base attempts, a 76-percent success rate...ranked second on the club in steals, trailing only Adam Godwin (31)...finished second on the team with 133 hits, behind only Ivan DeJesus Jr. (150)...also ranked second on the club with 71 RBI...tied for the team lead in games played...played primarily in right field, and saw some action in center...was hitting .226 (24-for-106) in 31 games through 5/7...batted .293 (109-for-372) in 102 games the rest of the way...started that stretch with a 15-game hitting streak from 5/9-24, batting .373 (22-for-59)...also hit safely in 24 straight starts from 5/9-6/3, batting .376 (35-for-93) in those games...all 10 of his homers came off right-handed pitchers...8 of the 10 came before the All-Star break...hit .300 (45-for-150) with runners in scoring position, including a 6-for-18 (.333) effort with the bases loaded...rated by *Baseball America* as the best defensive outfielder in

#### 2011

#### HIGHS AND LOWS

#### CAREER

None	Hits	2, May 24, 2009 vs. LAA
None	Home Runs	1, May 24, 2009 vs. LAA
None	RBI	4, May 24, 2009 vs. LAA
None	Hit Streak	2, May 24-25, 2009
None	Runs	1, 2x, last: May 25, 2009 at COL
None	Doubles	1, 2x, last: May 25, 2009 at COL
None	Triples	None
None	Total Bases	5, May 24, 2009 vs. LAA
None	Walks	None
1, April 14 vs. STL	Strikeouts	2, May 31, 2009 at CHC
None	Stolen Bases	None

the Dodgers' system...played for Surprise of the Arizona Fall League following the season, batting .314 (11-for-35) with six RBI, eight walks, and three steals in 10 games.

**2007:** With Single-A Inland Empire, ranked 10th in the California League with a team-best .309 average...had a club-best 134 hits and ranked third on the team with 81 RBI behind Lucas May (89) and Russell Mitchell (82)...was 19-for-26 in stolen-base attempts, a 73-percent success rate...batted .380 (46-for-121) with runners in scoring position...played all three outfield positions...rated by *Baseball America* as the best defensive outfielder in the Dodgers' system...played for West Oahu of the Hawaii Winter League after the season, batting .278 and going 8-for-8 in steal attempts.

**2006:** Played exclusively in center field with Single-A Vero Beach...rated by *Baseball America* as the best defensive outfielder in the Dodgers' system...stole 16 bases but was caught 11 times...was promoted to Triple-A Las Vegas for the final four games of the season, and went 3-for-10 (.300) with a walk, three strikeouts and a stolen base.

**2005:** Began the year with Single-A Columbus and was promoted to Single-A Vero Beach on 7/5...played exclusively in center field with the two teams...hit safely in each of his final 11 games with Columbus, batting .391 (18-for-46)...in fact, batted .427 (32-for-75) in his final 18 games to raise his average from .272...rated by *Baseball America* as the best defensive outfielder in the Dodgers' system

**2004:** Was rated by *Baseball America* as the 13th-best prospect in the rookie-level Gulf Coast League after leading the league with 71 hits, seven triples, 36 RBI and 40 runs scored...also ranked fourth in the circuit with a .310 batting average...played exclusively at third base, his only professional season at a position other than the outfield...began his career with multi-hit efforts in each of his first seven games, batting .500 (16-for-32)...in fact, hit safely in 15 of his first 16 professional games, batting .412 (28-for-68)...hit .267 (43-for-161) in 44 games the rest of the way.

**PERSONAL:** Jamie R. Hoffmann...played for USA Baseball Team that tied for third place in the 2010 COPABE Pan American Qualifier in Puerto Rico...was an eighth-round pick of the National Hockey League's Carolina Hurricanes in the 2003 draft... played for Des Moines of the United States Hockey League during the 2002-03 season, scoring 14 goals and assisting on 25 others for a total of 39 points in 60 games...was planning to attend Colorado College to play hockey, but instead chose to sign with the Dodgers...was a 2002 graduate of New Ulm (MN) High School...holds the school's single-season record for hits with 53 in 2002...led the school to Minnesota's 3A baseball state championship in 2002...logged 25 goals and 32 assists during his senior year at New Ulm High School...took part in the Dodgers' Winter Development Program in January 2009...signed by Dodgers' scout Jeff Schugel.

HOFFMANN'S CAREER RECORD

Year	Team	AVG	G	AB	R	H	2B	3B	HR	RBI	SAC	SF	HBP	BB	IBB	SO	SB	CS	GIDP	OBP	SLG
2004	GCL Dodgers	.310	60	229	40	71	8	7	4	36	0	1	0	24	4	38	14	5	6	.374	.459
2005	Columbus	.308	79	321	53	99	13	9	1	24	5	2	1	39	1	73	10	4	6	.383	.414
	Vero Beach	.241	46	166	26	40	6	2	1	10	0	1	1	10	0	45	3	1	5	.287	.319
2006	Vero Beach	.252	121	433	50	109	16	0	5	29	7	2	2	35	0	94	15	11	9	.309	.323
	Las Vegas	.300	4	10	0	3	0	0	0	0	1	0	1	1	0	3	1	0	0	.417	.300
2007	Inland Empire	.309	116	433	67	134	22	7	9	81	5	6	4	47	3	70	19	7	5	.378	.455
2008	Jacksonville	.278	133	478	64	133	20	3	10	71	4	6	2	54	3	73	28	9	9	.350	.395
2009	Chattanooga	.307	29	101	25	31	9	2	2	16	0	0	6	22	0	18	5	3	4	.457	.495
	LOS ANGELES-NL	.182	14	22	2	4	2	0	1	7	0	2	0	0	0	5	0	0	2	.167	.409
	Albuquerque	.284	68	257	44	73	14	3	8	48	1	3	0	32	2	37	10	8	6	.360	.455
2010	Albuquerque	.310	139	545	91	169	36	3	8	74	4	5	11	43	3	98	17	7	6	.369	.431
2011	LOS ANGELES-NL	.000	2	4	0	0	0	0	0	0	0	0	0	0	1	0	0	0	0	.000	.000
	Albuquerque	.297	133	475	91	141	23	3	22	84	0	9	5	44	1	102	14	4	11	.356	.497
<b>Major League Totals</b>		<b>.154</b>	<b>16</b>	<b>26</b>	<b>2</b>	<b>4</b>	<b>2</b>	<b>0</b>	<b>1</b>	<b>7</b>	<b>0</b>	<b>2</b>	<b>0</b>	<b>0</b>	<b>0</b>	<b>6</b>	<b>0</b>	<b>0</b>	<b>2</b>	<b>.143</b>	<b>.346</b>
<b>Minor League Totals</b>		<b>.291</b>	<b>928</b>	<b>3448</b>	<b>551</b>	<b>1003</b>	<b>167</b>	<b>39</b>	<b>70</b>	<b>473</b>	<b>27</b>	<b>35</b>	<b>33</b>	<b>351</b>	<b>17</b>	<b>651</b>	<b>136</b>	<b>59</b>	<b>67</b>	<b>.359</b>	<b>.423</b>

CAREER TRANSACTIONS

- 2003: Signed by Los Angeles as a non-drafted free agent on 9/2.
- 2008: Contract selected from Triple-A Albuquerque, 11/19.
- 2009: Recalled from Triple-A Albuquerque, 5/22...optioned to Triple-A, 6/15...designated for assignment, 8/31...released by Los Angeles Dodgers, 9/4...declared free agency, 9/8...signed as a minor league free agent by the Los Angeles Dodgers, 9/13...selected by Washington from Los Angeles in the Major League phase of the Rule 5 Draft on 12/10...acquired by New York Yankees from Washington as the player to be named later for RHP Brian Bruney on 12/10.
- 2010: Returned by New York Yankees to Los Angeles on 3/22.
- 2011: Optioned to Triple-A Albuquerque, 3/15...recalled from Triple-A, 4/11...optioned to Triple-A, 4/14...recalled from Triple-A, 10/1...claimed off waivers by Colorado, 12/5.

CAREER FIELDING

OF	CLUB	PCT	G-GS	PO	A	E	TC	DP
2009	LOS ANGELES-NL	1.000	5-3	10	1	0	11	1
2011	LOS ANGELES-NL	1.000	1-1	3	0	0	3	0
<b>Career Totals</b>		<b>1.000</b>	<b>6-4</b>	<b>13</b>	<b>1</b>	<b>0</b>	<b>14</b>	<b>1</b>



# 9 DJ LeMAHIEU

# INF

Ht: 6-4      Wt: 205      B/T: R/R      Age: 23/24  
 Born: July 13, 1988 in Visalia, CA      Residence: Bloomfield Hills, CA  
 Major League Service: 0.053      Contract: Through 2012  
 Obtained: Trade from Cubs for INF Stewart, RHP Weathers Dec. 8, 2011

# COLORADO

## HIGHLIGHTS

Made his Major League debut 5/30 vs. HOU, less than two years after being selected by the Cubs in the second round of the 2009 First-Year Player Draft...notched his first Major League hit 6/3 at STL with a single off Jaime Garcia...career .317 hitter in 284 Minor League games...rated as the 10th-best prospect in the Chicago Cubs system by *Baseball America* prior to the 2011 season...was a starting infielder on the LSU 2009 College World Series championship team.

### 2011

- DJ split the majority of the season between Double-A Tennessee and Triple-A Iowa, but had two stints with the Cubs, 5/30-6/28 and September 6 through the end of the season.
- Is the first player from Chicago's 2009 Draft class to make the Majors (second round, 79th pick).
- Hit .250 (15-for-60) in 37 games for Chicago, appearing in 15 games at second base (one start), 11 games at third base (six starts) and one start at first base.
- Hit .243 (9-for-37) with one double and one RBI in 23 games in his first Major League action, 5/30-6/28.
- Made his big league debut, 5/30 vs. Houston, as a pinch-hitter in the eighth inning (0-for-1).
- Made his first career start (at third base), 6/3 at STL, and was 1-for-3...picked up his first Major League hit, an infield single to second base, off Jaime Garcia in the eighth inning.
- Was 3-for-4 with his first career RBI, 6/15 vs. Milwaukee...got the start at second base.
- Was 2-for-2 with a sacrifice bunt and a RBI, 9/7 vs. CIN, starting at second base.
- Had the game-winning RBI, 9/21 vs. Milwaukee, as his two-run double snapped a 1-1 tie in the fifth.
- Between Tennessee and Iowa this season, hit .319 (132-for-414) with 22 doubles, three triples, five homers and 50 RBI in 108 minor league games.
- Began the season at Tennessee, batting .358 before his promotion to Chicago, 5/30...was optioned to Iowa, 6/28 and hit .286 in 58 contests.

**2010:** Named a Florida State League All-Star after hitting .314 (174-for-554) with 24 doubles, 5 triples, 2 home runs and 73 RBI in 135 games for High-A Daytona in what was his first professional season...named the Cubs' 10th-best prospect by *Baseball America* following the season.

**2009:** Made his professional debut at Rookie-Level Arizona after the Cubs selected him in the second round of the 2009 First-Year Player Draft...batted .417 (5-for-12) with a triple and 4 RBI in three games for the Cubs before being sent to Single-A Peoria...hit .316 (48-for-152) for Peoria over the remainder of the season.

**COLLEGE:** Played two seasons for Louisiana State University as a shortstop...was named to the 2009 College World Series All-Tournament Team as the Tigers' leadoff hitter, going 12-for-27 (.44) in six games with one double, one triple, one homer, four RBI and nine runs...posted a team-best 14-game hit-streak during the 2009 season...played in 68 games as the starting shortstop as a true freshman in 2008...hit .347 (17-for-49) in the Tigers' postseason games with three doubles, one triple, one homer and six RBI...was 3-for-11 in the College World Series with two RBI...

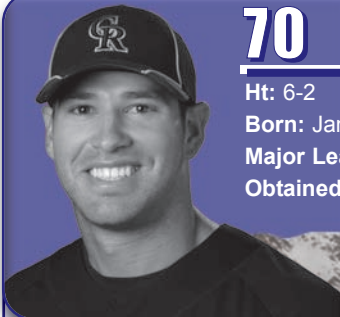
**PERSONAL:** Attended Brother Rice High School in Bloomfield Hills, MI, graduated in 2007...received All-America honors from Rawlings and Louisville Slugger...participated in the All-American Baseball game in 2007...two-time winner of the Gatorade Player of the Year award for the state of Michigan...also voted Louisville Slugger Player of the Year for Michigan in 2006 and 2007...named to Michigan's All-State Dream Team twice...also earned First-Team All-State honors as a senior...named an AFLAC All-American during his junior season...as a senior, batted .574 with 16 doubles, seven triples, eight homers, 32 RBI and a 1.034 slugging percentage...also scored 70 runs and stole 39 bases...lived in California until he was seven years old, then lived in Las Vegas for one year, Madison, WI for five years and Bloomfield Hills, MI for five years.

### LeMAHIEU'S CAREER RECORD

Year	Team	AVG	G	AB	R	H	2B	3B	HR	RBI	SAC	SF	HBP	BB	IBB	SO	SB	CS	GIDP	OBP	SLG
2009	AZL Cubs	.417	3	12	2	5	0	1	0	4	0	1	0	1	0	3	1	0	0	.429	.583
	Peoria	.316	38	152	19	48	4	2	0	30	1	1	2	12	1	22	2	2	11	.371	.368
2010	Daytona	.314	135	554	63	174	24	5	2	73	10	6	1	29	0	61	15	7	18	.346	.366
2011	Tennessee	.358	50	187	32	67	15	2	2	27	0	4	0	11	0	22	4	3	4	.386	.492
	Iowa	.286	58	227	23	65	7	1	3	23	0	4	2	14	0	27	5	5	10	.328	.366
	<b>CHICAGO-NL</b>	<b>.250</b>	<b>37</b>	<b>60</b>	<b>3</b>	<b>15</b>	<b>2</b>	<b>0</b>	<b>0</b>	<b>4</b>	<b>1</b>	<b>0</b>	<b>0</b>	<b>1</b>	<b>0</b>	<b>12</b>	<b>0</b>	<b>0</b>	<b>2</b>	<b>.262</b>	<b>.283</b>
	<b>Major League Totals</b>	<b>.250</b>	<b>37</b>	<b>60</b>	<b>3</b>	<b>15</b>	<b>2</b>	<b>0</b>	<b>0</b>	<b>4</b>	<b>1</b>	<b>0</b>	<b>0</b>	<b>1</b>	<b>0</b>	<b>12</b>	<b>0</b>	<b>0</b>	<b>2</b>	<b>.262</b>	<b>.283</b>
	<b>Minor League Totals</b>	<b>.317</b>	<b>284</b>	<b>1132</b>	<b>139</b>	<b>359</b>	<b>50</b>	<b>11</b>	<b>7</b>	<b>157</b>	<b>11</b>	<b>16</b>	<b>5</b>	<b>67</b>	<b>1</b>	<b>135</b>	<b>27</b>	<b>17</b>	<b>43</b>	<b>.353</b>	<b>.399</b>

LeMAHIEU



**70 KENT MATTHES OF**

**Ht:** 6-2      **Wt:** 215      **B/T:** R/R      **Age:** 25  
**Born:** Jan. 8, 1987 in Florence, SC      **Residence:** Orlando, FL  
**Major League Service:** 0.000      **Contract:** Through 2012  
**Obtained:** Selected in the 4th round of the 2009 Draft out of Alabama

# COLORADO

## HIGHLIGHTS

Making his first appearance in Major League Spring Training in 2012...**was the 2011 California League Most Valuable Player after batting .334 with a 1.020 OPS (.378 SLG, .642 SLG)**...named to the California League's Postseason All-Star team in 2011...**owns a .541 slugging percentage, 69 doubles, 29 home runs and 141 RBI in 177 career Minor League games**...also named a High-A classification All-Star by *Baseball America* following his 2011 season for Modesto...Rockies organizational Player of the Month in July, 2011 after batting .341 with 9 doubles, 9 home runs and 36 RBI...**named the best power hitter in the Rockies organization prior to this season, and prior to 2010 by *Baseball America*...also named the Rockies' eighth-best prospect by the same publication prior to the 2012 season.**

### 2011

- Had a breakout 2011 season at High-A Modesto, winning the California League MVP Award.
- Hit .334 (124-for-371) with 39 doubles, 3 triples, 23 home runs, 95 RBI and a 1.020 OPS (.378 OBP, .642 SLG) in 93 games for Modesto...all this despite missing nearly all of the season's final month with a hand injury.
- Ranked among the Cal League leaders in several offensive categories, including: batting average (4th), doubles (2nd), home runs (5th), RBI (8th), extra-base hits (2nd), slugging (1st) and at-bats per home run (2nd, 16.13).
- In addition to being named the league MVP, was a California League Postseason All-Star, a *Baseball America* High-A All-Star and the Rockies organizational Player of the Month for July...hit .341 (43-for-126) with 9 doubles, 9 home runs and 36 RBI in 28 games in July.
- Hit at least .341 in every month except April (.203)...hit .381 in May, .361 in June and .341 in July.
- Hit .391 (50-for-128) with 15 doubles, 9 home runs and 74 RBI with runners in scoring position.
- Matthes' .642 slugging percentage was the third-best mark in the Minors...he finished 14th in the Minors in extra-base hits and 18th in doubles.

**2010:** Played just 21 games for Low-A Asheville before being placed on the disabled list 6/5...his .185 average was the lowest among all Tourists.

**2009:** Played his first professional season with Short Season Tri-City as the club's regular right-fielder...his 29 extra base hits led the club, while his 23 doubles led the Northwest League...his 109 total bases also led the club...following the season was rated as the 28th-best prospect in the Rockies organization by *Baseball America*, as well as the best power hitter in the Rockies system by the same publication.

**COLLEGE:** Played for Alabama for four seasons as the starting right fielder...owns the highest career outfield assist total (23) in Tide baseball history...hit the second-highest average on the team with a .358 (73-for-204) clip, 14 doubles, 2 triples, a team-high 28 home runs, a team-high 81 RBI and tied a team-high with 13 stolen bases in 56 games as a junior for the Tide.

**PERSONAL:** Signed on June 16, 2009 by Rockies scout Damon Iannelli...his father played football at the University of Miami...was a 2005 First-Team All-State, All-Central Florida and All-County selection for Edgewater HS in Orlando, FL...recognized as the best AAU player in the nation when he was awarded the Disney and Sears Excellence Achievement and Recognition Award for sportsmanship, commitment, teamwork and academic achievement in 2000.

### MATTHES' CAREER RECORD

Year	Team	AVG	G	AB	R	H	2B	3B	HR	RBI	SAC	SF	HBP	BB	IBB	SO	SB	CS	GIDP	OBP	SLG	
2009	Tri-City	.289	63	239	39	69	23	1	5	35	4	3	9	21	1	77	6	4	4		.364	.456
2010	Asheville	.185	21	81	9	15	7	1	1	11	0	2	4	5	0	32	0	0	1		.261	.333
2011	Modesto	.334	93	371	70	124	39	3	23	95	1	1	5	22	1	80	7	4	12		.378	.642
<b>Minor League Totals</b>		<b>.301</b>	<b>177</b>	<b>691</b>	<b>118</b>	<b>208</b>	<b>69</b>	<b>5</b>	<b>29</b>	<b>141</b>	<b>5</b>	<b>6</b>	<b>18</b>	<b>48</b>	<b>2</b>	<b>189</b>	<b>13</b>	<b>8</b>	<b>17</b>		<b>.359</b>	<b>.541</b>

### ROCKIES TALLEST AND SHORTEST PLAYERS

#### Tallest Players

Scott Elarton, 2001, 2003-04  
 Jason Hirsh, 2007-08

#### Pos.

RHP  
 RHP

#### Height

6-8  
 6-8

#### Shortest Players


Quinton McCracken, 1995-97  
 Aaron Miles, 2004-05

#### Pos.

OF  
 INF

#### Height

5-7  
 5-7



# 72 MATT McBRIDE C/INF/OF

Ht: 6-2

Wt: 215

B/T: R/R

Age: 26/27

Born: May 23, 1985 in Bethlehem, PA Residence: Bethlehem, PA

Major League Service: 0.000

Contract: Through 2012

Obtained: Trade from Cleveland for RHP Ubaldo Jimenez July 31, 2011

# COLORADO

## HIGHLIGHTS

Played for three different Minor League teams in 2011, including Double-A Tulsa after being acquired by Colorado along with pitcher's Joe Gardner, Drew Pomeranz and Alex White on 7/31/11...has hit at least 15 home runs in each of his last three seasons, including 21 home runs in 2010 between Double-A and Triple-A in the Indians organization...named to the Arizona Fall League All-Prospect team in 2009...was a finalist for the Johnny Bench Award (honors college's top catcher) in 2006 after batting .417 with 12 home runs and 61 RBI during his junior season at Lehigh University.

### 2011

- Made two stops in the Indians organization at Triple-A Columbus and Double-A Akron before being traded to Colorado with RHP Alex White, LHP Drew Pomeranz and RHP Joe Gardner in the trade that sent RHP Ubaldo Jimenez to Cleveland...finished the season with Double-A Tulsa, though he played in just six games for the Drillers between right field and designated hitter due to separate stints on the disabled list 8/11-22 and 8/26 until the end of the season.
- Played 102 games between his three stops in 2011, including 12 with Triple-A Columbus, 84 with Double-A Akron and six with the Drillers.
- Played 49 games in the infield, 33 games in the outfield and nine games at catcher...in his Minor League career has played nearly an identical amount of games between the infield (131), outfield (140) and catcher (133).
- Batted a combined .277 (103-for-372) with 26 doubles, 4 triples, 15 home runs and 58 RBI in his 102 games.

**2010:** Finished second among all Indians farmhands in home runs (21) and was fourth in RBI (75)...was named the Eastern League Player of the Week, 7/6, and earned the Topps' Eastern League Player of the Month for July.

**2009:** Led the Indians Player Development System in RBI (99), was tied for second in hits (140) and tied third in home runs (18)...was named the Carolina League Player of the Week, 5/4...was named to the 2009 AFL All-Prospect Team.

**2008:** Underwent right labrum surgery.

**2007:** Finished second in the Indians Player Development System in doubles (37) and ninth in average (.287)...named to the South Atlantic League All-Star team.

**2006:** Named to the New York-Penn League All-Star team.

**COLLEGE:** Played three seasons at Lehigh University behind the plate where he combined to hit .350 with 56 doubles, 17 home runs and 125 RBI in 149 games, all starting as catcher...as a senior in 2006 hit a team-high .417 (88-for-211) with 19 doubles, 12 home runs and 61 RBI, leading Lehigh to their first-ever Patriot League Tournament Title and first NCAA Tournament berth...the home runs and RBI were by far the most on the team...started all 56 games for Lehigh behind the plate, posting a .989 fielding percentage...was a finalist for the Johnny Bench Award (honors college's top catcher) in 2006 after his senior season...earned First-Team All-League honors as a sophomore in 2005 after posting a .986 fielding percentage as catcher...led the league with 17 doubles and led the team with a .312 on-base percentage in 2005...as a freshman was named All-League Second-Team with a .366 batting average, leading his team in hits (63), doubles (20) and slugging percentage (.547).

**PERSONAL:** Attended Liberty High School in Bethlehem, PA...was originally selected by Cleveland in the supplemental round (75th overall) in the 2006 First-Year Player Draft...signed by Indians scout Brent Urchec.

### McBRIDE'S CAREER RECORD

Year	Team	AVG	G	AB	R	H	2B	3B	HR	RBI	SAC	SF	HBP	BB	IBB	SO	SB	CS	GIDP	OBP	SLG
2006	Mahoning Valley	.272	52	184	24	50	12	0	4	31	0	2	9	16	2	22	5	2	1	.355	.402
2007	Lake County	.283	105	421	66	119	35	2	8	66	0	7	8	38	1	54	1	0	13	.348	.432
	Akron Aeros	.571	2	7	2	4	2	0	0	0	0	0	1	0	0	0	0	0	0	.625	.857
2008	GCL Indians	.380	17	50	13	19	7	1	2	9	0	0	4	6	0	5	3	0	0	.483	.680
	Kinston	.179	17	67	9	12	2	0	0	6	0	1	1	7	1	9	0	0	0	.263	.209
	Lake County	.308	11	39	6	12	4	0	1	7	0	0	0	5	1	5	0	0	1	.386	.487
2009	Kinston	.405	31	126	24	51	15	0	6	36	0	1	1	11	0	15	0	0	2	.453	.667
	Akron	.247	98	361	48	89	29	0	12	63	4	9	14	18	0	42	1	1	4	.301	.427
2010	Akron	.283	96	361	54	102	25	1	17	64	0	5	8	30	3	62	0	2	6	.347	.499
	Columbus	.269	31	119	16	32	6	0	4	11	2	1	0	5	0	17	0	0	4	.296	.420
2011	Columbus	.156	12	45	3	7	2	0	1	3	0	0	0	2	0	8	0	0	0	.191	.267
	Akron	.297	84	310	50	92	24	4	14	53	1	3	2	30	1	44	3	0	6	.359	.535
	Tulsa	.235	6	17	4	4	0	0	0	2	0	0	1	0	0	3	0	0	0	.278	.235
<b>Minor League Totals</b>		<b>.281</b>	<b>562</b>	<b>2107</b>	<b>319</b>	<b>593</b>	<b>163</b>	<b>8</b>	<b>69</b>	<b>351</b>	<b>7</b>	<b>29</b>	<b>49</b>	<b>168</b>	<b>9</b>	<b>286</b>	<b>13</b>	<b>5</b>	<b>37</b>	<b>.344</b>	<b>.465</b>



**60 DUSTIN MOLLEKEN RHP**

Ht: 6-4      Wt: 230      B/T: L/R      Age: 27/28

Born: Aug. 21, 1984 in Regina, CAN      Residence: Regina, CAN

Major League Service: 0.000      Contract: Through 2012

Obtained: Signed as a Minor League free agent on December 21, 2010

**COLORADO****HIGHLIGHTS**

**Molleken (mol-UH-ken) will join the Rockies for his first Major League Spring Training invite in 2012...**the right-hander enters his second season in the Rockies organization after spending his first six professional seasons in the Pittsburgh organization...**in his Minor League career has 342 strikeouts to just 124 walks...**the Regina, Saskatchewan, Canada native played for Team Canada in the 2009 World Cup...**is the nephew of former NHL player and coach Lorne Molleken.**

**2011**

- Began the season with Double-A Tulsa after signing with the Rockies during the offseason...signed as a Minor League free agent on 12/21/10 after spending the previous six seasons in the Pittsburgh organization.
- Went 4-1 with a 4.76 ERA (45.1 ip, 24 er) while converting 6-of-7 save opportunities for the Drillers...his six saves were the third-most among all Drillers.
- Walked just nine batters with Tulsa and one with Colorado Springs while combining for 42 strikeouts between the two.
- Was on the disabled list from 5/14-7/3 while with Tulsa.
- Finished the season going 4-0 with a 3.64 ERA (29.2 ip, 12 er) in 22 second-half appearances compared to 1-1 with a 6.89 ERA (15.2 ip, 12 er) in 13 first-half appearances.
- Converted four straight saves with Tulsa from 8/20-28...allowed just one run and three hits over his final 8.1 innings with the Drillers...including walking just three and striking out nine batters.
- Transferred to Triple-A Colorado Springs 9/5 where he made one appearance for the Sky Sox.

**2010:** Played the entire season for Triple-A Altoona in the Pirates organization...all 31 of his appearances came from the bullpen...held opponents scoreless in 17 of his 31 games...spent 8/7-9/19 on the disabled list.

**2009:** Played for Team Canada in the World Cup.

**2008:** Ranked second in the South Atlantic League in home runs allowed (21) and tied for third among Pirate farmhands in wins (8).

**2004:** Missed the entire season after undergoing Tommy John surgery on his right elbow.

**PERSONAL:** Is the nephew of former NHL player Lorne Molleken...attended Lethbridge Junior College (Canada)...originally selected by Pittsburgh in the 15th round of the 2003 First-Year Player Draft.

**MOLLEKEN'S CAREER RECORD**

Year	Team	W	L	ERA	G	GS	CG	SHO	GF	SV	IP	H	R	ER	HR	HB	BB	IBB	SO	WP	BK
2003	GCL Pirates	0	0	5.68	3	1	0	0	1	0	6.1	6	4	4	1	0	1	0	1	1	0
2004		- DID NOT PLAY - INJURED																			
2005	GCL Pirates	0	4	7.20	9	5	0	0	1	0	30.0	34	29	24	5	3	16	0	22	7	0
2006	Williamsport	1	2	2.51	13	0	0	0	6	0	32.1	30	11	9	1	3	8	0	22	3	0
2007	State College	1	0	1.08	4	0	0	0	0	0	8.1	6	2	1	1	0	1	0	5	1	0
	Lynchburg	0	0	5.79	2	0	0	0	1	0	4.2	7	3	3	0	1	1	0	8	1	0
	Hickory	3	1	4.50	13	0	0	0	3	0	26.0	32	15	13	3	1	8	0	31	3	1
2008	Hickory	5	4	6.30	16	16	0	0	0	0	80.0	98	61	56	21	4	20	0	55	7	5
	Lynchburg	3	2	6.67	16	0	0	0	6	2	28.1	38	23	21	2	1	14	1	26	5	1
2009	Lynchburg	3	1	3.48	18	1	0	0	3	1	41.1	36	17	16	2	2	8	0	42	1	0
	Altoona	1	1	4.62	18	0	0	0	7	1	37.0	37	21	19	5	0	16	1	26	2	0
2010	Altoona	4	4	4.15	31	0	0	0	8	0	60.2	55	30	28	3	0	21	0	62	6	0
2011	Tulsa	4	1	4.76	35	0	0	0	15	6	45.1	46	25	24	7	2	9	2	41	4	0
	Colo. Springs	0	0	18.00	1	0	0	0	0	0	1.0	3	2	2	0	0	1	0	1	0	0
<b>Minor League Totals</b>		<b>25</b>	<b>20</b>	<b>4.93</b>	<b>179</b>	<b>23</b>	<b>0</b>	<b>0</b>	<b>51</b>	<b>10</b>	<b>401.1</b>	<b>428</b>	<b>243</b>	<b>220</b>	<b>51</b>	<b>17</b>	<b>124</b>	<b>4</b>	<b>342</b>	<b>41</b>	<b>7</b>



# 56 GUILLERMO MOSCOSO RHP

**Ht:** 6-1      **Wt:** 200      **B/T:** R/R      **Age:** 28  
**Born:** Nov. 14, 1983 in Maracay, VZ      **Residence:** Lakeland, FL  
**Major League Service:** 1.021      **Contract:** Through 2012  
**Obtained:** Trade from Oakland for OF Seth Smith on January 16, 2012

## COLORADO

### HIGHLIGHTS

Moscoso will join his fourth Major League team in 2012 after spending time with Detroit (2003-07), Texas (2008-10) and Oakland (2011) previously...set an Oakland record by retiring 30 consecutive batters, 9/2-7/11...made his Major League debut with 10 games in 2009 and pitched once in 2010...is 44-28 with a 3.19 ERA (238 er in 671.2 ip) in 141 career minor league appearances, including 102 starts and 679 strikeouts in 671.2 innings...was named Pitcher of the Year at Oneonta in 2007...threw a nine-inning perfect game in the New York-Penn League 7/15/07...was originally signed by the Detroit Tigers as a non-drafted free agent in 2003 and spent two seasons in the Dominican Summer League before arriving in the United States in 2005...was traded to Texas following the 2008 season as part of the Gerald Laird trade.

### CAREER

- Colorado becomes his fourth professional Organization when he joins the Rockies in 2012...was a member of Detroit (2003-07), Texas, (2008-10) and Oakland (2011) prior to being traded to Colorado.
- Has a career Major League record of 8-10 with a 3.47 ERA (142.2 ip, 55 er) in 34 appearances/21 starts.
- In 2011 posted his first season in the Majors in a starting role...started all 21 of his Major League appearances in 2011, going 8-9 with a 3.38 ERA (125.0 ip, 47 er) while walking 37 and striking out 71...career in relief is 0-1 with a 3.00 ERA (3.0 ip, 1 er), one walk and three strikeouts.
- Has been traded three times in his nine-year professional career...first coming in 2008 when he was traded to Texas from Detroit for C Gerald Laird...his second trade being in in 2011 when traded to Oakland for RHP Ryan Kelly and lastly in 2012 when traded to Colorado for OF Seth Smith.

### 2011

- The rookie right-hander began the season at Triple-A Sacramento but ended up finishing fourth on the Oakland pitching staff with 21 starts...was 8-10 with a 3.38 ERA in 23 games over two stints with the A's.
- Ranked second among AL rookies in ERA and third in opponents batting average (.212), based on a minimum of 81.0 innings pitched...also ranked fifth among AL rookies in wins, sixth in games started and innings pitched (128.0) and tied for eighth in strikeouts (74).
- Based on a minimum of 100.0 innings pitched, he ranked fourth among all AL pitchers in opponents on-base percentage (.270), sixth in batting average and eighth in slugging percentage (.346).
- Posted a 5-6 mark with a 4.15 ERA and .227 opponents batting average in 13 starts after the break.
- Went 6-3 with a 2.42 ERA and .183 opponents batting average in 12 starts in Oakland and 2-7 with a 4.70 ERA and .249 opponents batting average in 11 games, nine starts on the road...his .212 opponents batting average included a .197 (46 for 233) mark against right-handed hitters and .225 (56 for 249) against left-handers.
- Was the starting pitcher in two of the A's three 1-0 losses and five of the 15 games in which they were shut out.
- Had a record of 8-9 with a 3.38 ERA in his 21 starts and 0-1 with a 3.00 ERA in his two relief appearances.
- Tossed six or more innings in 13 of his 21 starts, allowed two runs or fewer 11 times and walked two batters or fewer 15 times...allowed three hits or fewer eight times...since 1990, the only Oakland pitcher to have that many starts with three hits or fewer in a season is Tim Hudson, who also had eight in 2000.

**2010:** Spent most of the season at Triple-A Oklahoma City but did appear in one game in the Majors with Texas...was recalled 5/15 and made his one appearance 5/20 vs. BAL (0.2 ip, 2 h, 2 r, 2 er, 2 bb, 2 so)...was optioned back to Oklahoma City, 5/29 and spent the remainder of the season with the RedHawks...was called back up to Texas 9/29 to be placed on the 60-day disabled list with a right finger contusion...went 7-7 with a 5.18 ERA in 23 games, 22 starts at the Triple-A...the games and games started were minor league bests as were his 123.1 innings pitched...struck out 104 bat-

MOSCOSO

### 2011

### HIGHS AND LOWS

### CAREER

8, 2x, last: September 18 vs. DET	<b>Strikeouts</b>	8, 2x, last: September 18, 2011 vs. DET
9, 2x, last: August 27 at BOS	<b>Hits</b>	9, 2x, last: August 27, 2011 at BOS
8, August 27 at BOS	<b>Runs</b>	8, August 27, 2011 at BOS
7, August 27 at BOS	<b>Earned Runs</b>	7, August 27, 2011 at BOS
2, 4x, last: July 25 vs TB	<b>Home Runs</b>	2, 4x, last: July 25, 2011 vs TB
4, 2x, last: July 25 vs. TB	<b>Walks</b>	2, 4x, last: July 25, 2011 vs TB
2.1, June 3 at BOS	<b>Innings (Reliever)</b>	3.1, July 29, 2009 vs. DET
8.2, September 7 vs. KC	<b>Innings (Starter)</b>	8.2, September 7, 2011 vs. KC
15.2, September 2-13	<b>Scoreless Inning Streak</b>	15.2, September 2-13, 2011
1, 2x, last: June 6	<b>Win Streak</b>	2, September 11-17, 2009
2, 2x, last: September 2-7	<b>Losing Streak</b>	2, 4x, last: September 2-7, 2011



ters in his starting assignments for an average of 7.74 per strikeouts per nine inning...that was the third best figure among Pacific Coast League starting pitchers...tied for the team lead in games started and ranked second in wins, strikeouts (107) and innings pitched...combined on a five-hit shutout, 5/12...struck out a season-high nine in a season-high 7.0 scoreless innings...tossed 6.0 scoreless innings and matched his season-high with nine strikeouts in Round Rock, 8/24...fired his only complete game of the season in his final start, 9/2 (7.0 ip, 7 h, 5 r, 5 er, 1 bb, 7 so)...made one postseason start and was the losing pitcher in the RedHawks' 7-5 loss to Memphis in Game 1 of the first round of the PCL Playoffs (4.2 ip, 9 h, 7 r, 6 er, 3 bb, 5 so)...pitched for Caracas in the Venezuelan Winter League following the season and went 3-0 with a 2.66 ERA in 10 games/eight starts...also went 2-0 in two postseason starts and did not allow an earned run in 12.0 innings.

**2009:** Made his Major League debut, appearing in 10 games across five separate stints out of the Rangers bullpen...was with the club from 5/29 (Game 2)-6/1, 6/9-19, 7/28-29, 8/18-19 and 9/11 to the end of season...spent the bulk of the year used primarily as a starter in the Minor Leagues and had notable success against left-handers, who combined to hit just .172...began the season at Double-A Frisco and was promoted directly to Texas before getting optioned back to Triple-A Oklahoma City...combined to make 10 relief appearances with Texas, posting no record and a 3.21 ERA...made his Major League debut with 1.0 scoreless inning of relief 5/30 vs. OAK...worked the ninth inning of that 14-1 victory over the Athletics, allowing two hits with one strikeout...combined to go 8-5 with a 3.12 ERA over 21 games, 18 starts between Double- and Triple-A...went 2-1 with a 3.38 ERA in 16 games, three starts, for Caracas in the Venezuelan Winter League, allowing just one home run in 26.2 innings.

**2008:** After a DL stint to open the season, combined to go 5-4 with a 2.70 ERA in 21 games, including 12 starts for Single-A Lakeland and Double-A Erie...recorded 122 strikeouts against just 21 walks, as opponents batted a combined .194...opened the season on the disabled list with a right shoulder strain, but was activated May 15...had three different 10-strikeout games in his 12 starts for the year...was promoted from Lakeland to Erie July 30 and struck out 50 of 135 (37.0%) total batters faced in his Double-A debut, as Eastern League opponents hit just .190...each of his six starts came in August, as his 50 strikeouts ranked second in the league for the month, his first month at Double-A...pitched for Caracas in the Venezuelan Winter League, posting a 2-1 record and a 5.57 ERA in 11 games, two starts.

**MINOR LEAGUES 2007:** Spent the bulk of year with Oneonta, but made spot starts with both Single-A Lakeland and West Michigan...named Oneonta's Pitcher of the Year...selected to the New York-Penn League's Mid-season All-Star squad...tied for second in the NYP with eight wins...also ranked among the league leaders in ERA (4th, 2.37) and innings (4th, 79.2)...named NYP Pitcher of the Week for 7/9-15 after he won both of his starts and tossed 15.0 scoreless innings...tossed a perfect game 7/15 vs. Batavia (9.0 ip, 7 so), a 6-0 Oneonta win...did not allow a run over 24.2 innings in a four-start stretch from 7/3-20...made a start for Lakeland 6/14 before joining Oneonta...finished the year with a start for West Michigan 8/31...did not pitch for West Michigan in the club's Midwest League championship run...made 10 relief appearances for Caracas in the Venezuelan Winter League and was 1-1 with a 3.32 ERA...**2006:** Spent the season with Detroit's Gulf Coast League entry, compiling a 2.03 ERA over his final six games, one start...had a 2.19 ERA in his 10 relief appearances...**2005:** In his first year pitching in the United States, he spent the season with Oneonta in the New York-Penn League...tossed a season-high 7.0 innings in earning his final win of the season 7/25 at Aberdeen (7.0 ip, 3 h, 1 r, 1 er, 0 bb, 10 so)...**2004:** Tied for second in the Dominican Summer League with three complete games...was 6-3 with a 1.90 ERA in 15 games, 11 starts...**2003:** Spent his first year as a professional in the Dominican Summer League, compiling a 1.85 ERA in 12 games, two starts, for the Tigers DSL affiliate.

**PERSONAL:** Guillermo A. Moscoso...he and his wife, Jaclyn, were married on June 9, 2009...originally signed by Tigers scout Ramon Pena...originally signed by the Detroit Tigers as a non-drafted free agent, March 19, 2003.

MOSCOSO'S CAREER RECORD


Year	Team	W	L	ERA	G	GS	CG	SHO	GF	SV	IP	H	R	ER	HR	HB	BB	IBB	SO	WP	BK
2003	DSL Tigers	2	0	1.85	12	2	0	0	6	1	39.0	29	9	8	2	4	7	0	44	4	0
2004	DSL Tigers	6	3	1.90	15	11	3	0	2	2	90.0	58	23	19	2	1	16	1	102	5	1
2005	Oneonta	2	2	4.37	11	10	0	0	0	0	47.1	49	27	23	4	1	11	0	44	4	0
2006	GCL Tigers	3	2	2.50	13	3	0	0	2	0	36.0	37	14	10	3	0	8	2	33	2	1
2007	Oneonta	8	2	2.37	14	14	2	1	0	0	79.2	75	25	21	3	1	15	0	68	1	1
	Lakeland	0	0	0.00	1	1	0	0	0	0	3.0	2	0	0	0	0	1	0	4	0	0
	West Michigan	0	0	1.13	1	1	0	0	0	0	8.0	5	1	1	1	0	0	0	7	0	0
2008	Lakeland	2	3	2.42	15	6	0	0	3	1	52.0	36	16	14	4	2	13	0	72	2	0
	Erie	3	1	3.12	6	6	0	0	0	0	34.2	24	17	12	4	0	8	0	50	1	0
2009	Frisco	3	1	4.46	9	7	0	0	0	0	42.1	41	23	21	1	0	14	0	36	3	0
	Okla. City	5	4	2.31	12	11	0	0	0	0	70.0	56	20	18	2	3	15	0	60	1	0
	TEXAS	0	0	3.21	10	0	0	0	6	0	14.0	15	7	5	1	1	6	0	12	4	0
2010	Okla. City	7	7	5.18	23	22	1	0	0	0	123.1	142	82	71	17	4	49	0	107	4	4
	TEXAS	0	0	27.00	1	0	0	0	0	0	0.2	2	2	2	0	1	2	0	2	0	0
2011	OAKLAND	8	10	3.38	23	21	0	0	1	0	128.0	102	59	48	14	2	38	1	74	0	1
	Sacramento	3	3	3.88	9	8	0	0	0	0	46.1	41	22	20	3	0	16	0	52	3	1
<b>Major League Totals</b>		<b>8</b>	<b>10</b>	<b>3.47</b>	<b>34</b>	<b>21</b>	<b>0</b>	<b>0</b>	<b>7</b>	<b>0</b>	<b>142.2</b>	<b>119</b>	<b>68</b>	<b>55</b>	<b>15</b>	<b>4</b>	<b>46</b>	<b>1</b>	<b>88</b>	<b>4</b>	<b>1</b>
<b>Minor League Totals</b>		<b>44</b>	<b>28</b>	<b>3.19</b>	<b>141</b>	<b>102</b>	<b>6</b>	<b>1</b>	<b>13</b>	<b>4</b>	<b>671.2</b>	<b>595</b>	<b>279</b>	<b>238</b>	<b>46</b>	<b>16</b>	<b>173</b>	<b>3</b>	<b>679</b>	<b>30</b>	<b>8</b>

CAREER TRANSACTIONS

- 2008: Contact purchased from the Minors, 11/20...traded to Texas with RHP Carlos Melo for C Gerald Laird, 12/8.
- 2009: Optioned to Minors, 3/16...recalled, 5/29...optioned, 6/1...recalled, 6/9...optioned, 6/20...recalled, 7/28...optioned, 7/30...recalled, 8/18...optioned 8/20...recalled, 9/1 for remainder of the season.
- 2010: Optioned to Minors, 4/4...recalled, 5/15...optioned, 5/29...placed on 60-day disabled list with blister on right index finger, 9/29.
- 2011: Designated for assignment by Texas, 1/6...traded to Oakland for RHP Ryan Kelly...optioned to Triple-A Sacramento, 3/20...recalled, 5/24...optioned, 7/7...recalled, 7/19 for remainder of the season.
- 2012: Traded to Colorado with LHP Josh Outman for OF Seth Smith, 1/16.

CAREER FIELDING

PITCHER	PCT	G-GS	PO	A	E	TC	DP
<b>Career Totals</b>	<b>.875</b>	<b>34-21</b>	<b>7</b>	<b>7</b>	<b>2</b>	<b>16</b>	<b>1</b>



# 50 JAMIE MOYER LHP

Ht: 6-0

Wt: 185

B/T: L/L

Age: 49

Born: Nov. 18, 1962 in Sellersville, PA

Residence: Bradenton, FL

Major League Service: 22.126

Contract: Through 2012

Obtained: Signed as a Minor League free agent on January 18, 2012

# COLORADO

## HIGHLIGHTS

Joins his eighth MLB team in Colorado for the 2012 season after sitting out the 2011 season...became a free agent following the 2010 season with Philadelphia, where he finished the season on the 60-day disabled list...by returning to a Major League roster, would be the active leader in wins, innings and starts among all MLB players...ranks 16th all-time in starts (628), 18th all-time in quality starts (338), 35th all-time in wins (267), 37th all-time in strikeouts (2405) and 39th all-time in innings pitched (4020.1)...has finished top-6 in the Cy Young voting on three separate occasions, including 1999 (6th), 2001 (4th) and 2003 (5th)...the veteran of 24 MLB seasons is a two-time 20 game winner and has 15 double-digit win seasons in his career...was named to the 2003 AL All-Star team and in that same season won the Roberto Clemente Award...was originally selected by the Cubs in the sixth round of the 1984 Draft...is the second oldest pitcher to ever start a post-season game, at 45 years, 342 days he pitched in the 2008 World Series...is one of just 29 players to have appeared in Major League games in four decades (1980s, 1990s, 2000s, 2010s).

## CAREER

- The 24-year veteran has a career record of 267-204 with a 4.24 ERA (4020.1 ip, 1,982 er), 2,405 strikeouts, 1,137 walks, 511 home runs, 4,156 hits, 33 complete games and 10 shutouts in 686 career games/628 starts.
- Ranks in the top 50 all-time in a number of categories, including: pickoffs (T14th, 56), starts (16th, 628), quality starts (18th, 338), wins (35th, 267), strikeouts (37th, 2,405) and innings pitched (39th, 4020.1).
- Among active players in the Majors this season, Moyer leads all players in career wins, innings and starts, is second in strikeouts, is tied for third in complete games (33) and sixth in shutouts (10).
- Is one of only two pitchers in MLB history to go from 23 games under .500 to 23 games over .500 in his career, joining Red Ruffing, who played for Boston, New York Yankees and Chicago White Sox.
- Is a two-time 20-game winner, reaching the feat in 2001 and 2003...since 1996, Moyer has 13 seasons of double-digit wins, tallying a total of 208 wins over that period.
- Has a career postseason record of 3-3 with a 4.14 ERA (41.1 ip, 19 er) in eight starts for Seattle (1997, 2001) and Philadelphia (2007, 2008).
- Was the oldest player in his specific league in five of his last seven seasons in the Major Leagues (2005-AL, 2006-AL, 2008-NL, 2009-NL and 2010-NL).
- Became the third MLB pitcher to win 100 games after turning 40-years-old on 6/5/10.
- Has allowed 511 home runs in his career, the most in the history of the MLB...he surpassed Robin Roberts (505 HR allowed) on 6/27/10 when he gave up a home run to Vernon Wells.
- Finished top-six in the Cy Young award voting in three seasons in his career...including 1999 when he finished sixth, 2001 when he finished fourth and 2003 when he finished fifth.
- Earned his 250th career win on 5/31/2009, becoming the 11th lefty in MLB history to record at least 250 wins.
- Ranks first on Seattle's all-time list in wins (145), starts (323), innings (2093.0) and is second in winning percentage (.637) and strikeouts (1,239).
- Has thrown 58,485 pitches in his 24-year career...that mark is fifth all-time behind Tom Glavine (68,226), Randy Johnson (67,576), Roger Clemens (67,387) and Greg Maddux (64,842).

## 2011

- Spent the entire 2011 season out of baseball as a free agent following the 2010 season...during the season, while recovering from a torn ulnar collateral ligament in his elbow, Moyer worked as an analyst for ESPN.

## 2010

## HIGHS AND LOWS

## CAREER

8, July 2 at PIT	Strikeouts	13, April 8, 1989 vs. TOR
10, April 27 at HOU	Hits	13, 3x, last: September 14, 2005 vs. LAA
9, June 11 at BOS	Runs	11, 2x, last: August 14, 2000 vs. DET
9, June 11 at BOS	Earned Runs	11, August 9, 2000 at CWS
3, 2x, last: July 7 vs. ATL	Home Runs	5, July 21, 2006 vs. BOS
2, last: June 5 vs. SD	Complete Games	33, last: June 5, 2010 vs. SD
3, May 14 at MIL	Walks	7, August 29, 2000 vs. NYY
None	Innings (Reliever)	6.0, August 18, 2009 vs. ARI
9.0, 2x, last: June 5 vs. SD	Innings (Starter)	9.1, May 24, 1988 vs. ATL
12.0, May 2-14	Scoreless Inning Streak	24.0, June 21-July 6, 2002
3, 2x, last: June 16-27	Win Streak	10, July 23-September 24, 2001
3, 2x, last: July 2-15	Losing Streak	10, June 24-September 16, 2004

**2010:** At 47, was the oldest player in MLB in 2010...became the oldest pitcher in MLB history to throw a shutout, 5/7 vs ATL (47 years and 170 days)...earned his 267th career win, 6/27 at TOR, moving him into 35th place on MLB's all-time list...became the 40th pitcher in MLB history to throw at least 4,000 innings, 6/27 at TOR...set a Major League record by allowing the 506th HR of his career, 6/27 at TOR (Vernon Wells)...his loss on 5/30 was the 200th of his career, making him the 45th pitcher in MLB history with 200 or more losses...left his start, 7/20 at STL, after 1.0 inning with a left elbow strain...was placed on the 15-day DL, 7/21; transferred to the 60-day DL, 9/5...had a 2.56 ERA in 105.1 of his 111.2 ip this season (30 ER); allowed 30 ER in the other 6.1 innings (44.26 ERA)...went 5-3, 3.77 ERA (24 ER, 57.1 IP) in 8 home starts...held lefties to a .194 AVG (14-for-72)...pitched 6.0 or more innings in 14 of his 19 starts.

**2009:** Finished the season with 258 wins to rank 40th on the all-time MLB list (10th among LHP)...posted double-digits in wins for the 5th straight year, 15th time in his career and 13th year out of his last 14 (2004: 7 wins)...began the season in the starting rotation and tied for the team lead in wins (12)...pitched at least 6.0 innings in 7 consecutive starts, 5/20-6/23...went 11-9, 5.47 ERA through 22 starts before being moved to the bullpen...made his 600th career start, 7/4 vs NYM (W, 6.1 IP, 5 H, R, ER, BB, SO)...went 21.0 consecutive innings without issuing a walk, 5/25-6/17...earned his 250th career win, 5/31 vs WSH (6.0 IP, 3 H, R, ER, 4 SO); became the 44th pitcher (11th LHP) in MLB history to get 250 wins...pitched 6.0 scoreless innings (2 H, 5 SO) and earned the win in his 1st relief appearance since 2004, 8/18 vs ARI; also had his 6th career multi-hit game (2-3)...made 3 September starts, 9/7-22, two in place of J.A. Happ (strained oblique)...pitched 1.1 scoreless innings of relief in what would be his final appearance of the season, 9/29 vs HOU; left the game with a left groin strain...had surgery to repair tears in groin area, 10/2 (Dr. William Meyers)...went 10-10, 5.34 ERA in 25 starts and 2-0, 1.93 ERA (4 ER, 18.2 IP) in 5 relief appearances...had more wins (42) over the last 3 seasons (2007-09) than any other Phillies pitcher.

**2008:** For the 2nd straight season, started and earned the win in the Phillies' NL East Division Championship-clinching game (6.0 IP, 6 H, R, ER, BB, SO)...at age 45, was the oldest player in MLB in 2008 and became the 2nd-oldest pitcher ever to win 16 games in a season (Phil Niekro went 16-12 for NYY in 1985 at age 46)...became the 4th pitcher in the modern era to win 10 games in a season that he began at 45 years old, joining Phil Niekro (1984-86), Satchel Paige (1952) and Jack Quinn (1929)...his 16 wins were tied for 7th-most in the NL and his most since 2003, when he won a career-high 21...earned a career-high 10 wins on the road (T-2nd in NL) and had the 3rd-lowest road ERA (2.92) among NL pitchers...led the team in wins (16) and pickoffs (4), tied for the lead in starts (33) and finished 2nd in innings (196.1) and quality starts (19); also led the team with a career-high 12 sacrifices...finished the season with 246 career wins which was tied for 47th on MLB's all-time list...had his 8th straight season with at least 30 starts; one of 6 active pitchers to have such a streak...allowed 3 runs or less in 14 consecutive starts (5-4, 2.66 ERA), 6/6-8/21, becoming the first Phillie to do so since Chris Short did it in 23 straight starts in 1967...became the fourth 45-year-old or older pitcher since 1900 to have 2 hits in a game, 5/5 at ARI; others: Jack Quinn (3 times), Satchel Paige (3 times) and Charlie Hough (once)...earned his 1st career win over COL, 5/26, to become the 6th pitcher in MLB history to have beaten 30 teams; others: Kevin Brown, Al Leiter, Terry Mulholland, Curt Schilling and Woody Williams...pitched at least 6.0 innings in 21 of his 33 starts; went 14-2, 2.48 ERA in those games...pitched in his 46th different Major League park, 5/21 at Nationals Park, trailing only Rudy Seanez (47) among active pitchers in most ballparks pitched in...became the oldest pitcher to start an LCS game (45 years, 329 days) and the 2nd-oldest to start a World Series game (45 years, 342 days); the oldest was Jack Quinn (46 years, 99 days).

**2007:** At age 44, became the oldest pitcher to have at least 14 wins since 1985, when 46-year-old Phil Niekro had 16 wins for NYY...made at least 30 starts for the 7th straight season and missed 200.0 innings by 0.2 IP...his 14 wins were his most since 2003 (21); 6th time in his career he won 14 games in a season...led the team in starts (33), innings (199.1) and quality starts (18) and was 2nd in wins (14)...had a 4.19 ERA (87 ER, 186.2 IP) in 30 of his 33 starts overall; 17.05 ERA (24 ER, 12.2 IP) in his other 3...went 4-2, 3.00 ERA (16 ER, 48.0 IP) in his first 7 starts...pitched at least 6.0 innings in his first 8 starts of the season and in 22 of his 33 starts; went 12-4, 3.14 ERA when he pitched 6.0 innings...singled on 4/19 at WSH to become the oldest Phillie to ever get a hit...pitched 6.2 no-hit innings before allowing a 2-out double to Miguel Cabrera, 4/29 vs FLA (7.1 IP, 2 H, 2 BB, 5 SO)...pitched a 7.0-inning rain-shortened CG, 7/27 vs. PIT (W, 7.0 IP, 6 H, R, 0 ER, 4 SO)...allowed one unearned run in 5.1 innings in the Phillies' division-clinching game, 9/30 vs WSH...Phillies went 10-5 in his 15 home starts...went 9-3, 3.51 ERA in 15 starts vs the NL East...opposed a starter over the age of 40 eight times during the season (Tom Glavine 3x, Randy Johnson 2x, Woody Williams, David Wells and Greg Maddux)...was part of the "oldest left-handed pitching match-up in MLB history" 5 times in 2007; 1st came against Glavine, 4/12 at NYM...Moyer out did that on 5/9 at ARI vs Johnson and then again on 5/30 vs Johnson...Moyer's 1st match-up against Glavine in 2007 was the oldest combined age between any 2 starters since NYY's Tommy John and CWS' Jerry Reuss opposed each other in 1988...started Game 3 of the NLDS.

**2006:** Reached 30 starts and 200.0 innings for the 6th straight season...began the season with Seattle...pitched at least 6.0 innings in 10 consecutive starts, 4/14-6/2...went 3-2, 2.05 ERA (10 ER, 44.0 IP) in 6 June starts...Seattle averaged 3.52 runs in his starts, 2nd-lowest in the AL and did not score a run while he was in the game in 9 of his 25 starts...traded to the Phillies on 8/19...earned the win in his first start, 8/22 at CHI (6.0 IP, 6 H, 3 ER, 1 BB, 4 SO)...at 43 years old, he became the 2nd-oldest player to pitch for the Phillies (Kaiser Wilhelm came out of retirement in 1921 at the age of 47)...with his win in his Phillies debut, he became the oldest Phillies pitcher to earn a win in club history (Wilhelm pitched 4 games in relief and had no decisions); before Moyer, Jerry Kosman was the oldest at 42 in 1985...pitched at least 6.0 innings in each of his first 7 starts with the Phillies...did not walk a batter in 3 consecutive starts (21.0 IP), 9/8-19...the Phillies went 6-2 in his 8 starts.

**2005:** At 42 years old, was the oldest Opening Day starter since Charlie Hough started for the Marlins in 1994...went 10-0, 2.95 ERA in 17 home starts; 5th-best home ERA in the AL...led the team in both wins (13) and ERA (4.28)...became the oldest AL pitcher to reach double digits in wins since Nolan Ryan in 1991 (12 wins at age 44)...joined Tommy John (13-6 for the 1987 Yankees) and Warren Spahn (23-7 for the 1963 Braves) as the only left-handed pitchers since 1900 to win 10 or more games in a season at age 42 or older...Seattle went 20-12 in his 32 starts...the combination of Moyer and C Pat Borders, 5/25 at BAL, marked the 1st time in MLB history that a pair of 42-or-older players formed a starting battery...earned his 200th career win, 7/8 at ANA, becoming the 25th LHP since 1900 to win 200 games.

**2004:** Led all Major League pitchers with 44 HR allowed, a new club record and 5th-most all-time...went 6-2 in his first 14 starts, including winning 5 straight decisions, 5/20-6/18, before losing a career-high 10 straight decisions...pitched at least 6.0 innings in 19 of his 34 starts; had a 3.34 ERA in those starts...took the loss in relief, 6/24 at TEX, in the 18th inning; his first relief appearance since 6/27/96.

**2003:** Tied for 2nd in the AL with a career-best (and SEA record) 21 wins and was 6th in ERA (3.27)...finished 4th in the AL in winning % (.750), 8th in innings (215.0), 7th in road ERA (3.28), 9th in home ERA (3.24), 7th in day ERA (2.81) and had the 9th-lowest opponents' batting average (.246)...Seattle went 25-8 in his 33 starts...named to AL All-Star squad for the 1st time, becoming the 2nd-oldest first-time All-Star (Satchel Paige, 46 in 1952)...allowed 2 ER or less in 10 of his first 13 starts...won 7 straight starts, 5/6-6/8 (gm 2), going 7-0, 2.22 ERA (11 ER, 44.2 IP)...named Mariners Pitcher of the Year by the Seattle chapter of the BBWAA.

**2002:** Finished 4th in the AL in innings (230.2), T-2nd in starts (34), 5th in opponents average (.230) and 9th in ERA (3.32)...Seattle went 18-7 (.720) in his first 25 starts...pitched a team-best 24.0 consecutive scoreless innings, 6/16-7/6; did not allow a run in 7 of his 24 starts...averaged just 2.0 BB/9.0 IP, tied for 6th-best in the AL...tied his career high with 4 CG...had a 1.01 ERA (4 ER, 35.2 IP) in June, the lowest in the major leagues for the month...collected his 1,500th career strikeout, 8/24 at CLE.

**2001:** Won 20 games for the first time in his career, becoming the oldest player in MLB history to win 20 for the first time...tied second in the AL in wins and finished 6th in ERA (3.43)...went 11-2, 2.22 ERA in 16 starts after the All-Star break...led the AL in 2nd-half ERA...won 10 consecutive decisions over a 13-start span, 7/23-9/24, tying a SEA record...went 5-0, 1.84 ERA in 6 August starts, tied for the most wins in the AL that month (Barry Zito)...had a 2.09 ERA (24 ER, 103.1 IP) in his final 15 starts...pitched at least 6.0 innings in 14 straight starts, 7/4-9/19, and at least 7.0 innings in 8 straight starts, 8/3-9/9...held opponents to a .221 average in his last 25 starts...went 3-0, 1.89 ERA in 3 playoff starts...won Games 2 and 5 of ALDS vs CLE and Game 3 of ALCS at NYY.

**2000:** Was the Opening Day starter for the first time in his career...made 3 starts before being placed on the DL, 4/21 (retroactive to 4/15) with a strained muscle in the back of his left shoulder; activated on 6/2...went 11-3 in his first 15 starts; 2-7 in his final 11 starts...won 5 consecutive starts, 7/3-24...suffered a hairline fracture of his left kneecap while pitching a simulated game on 10/7, forcing him to miss the playoffs

**1999:** Had the 4th-best BB/9.0 IP ratio (1.9) in the AL; finished 3rd in innings (228.0) and 7th in winning % (.636)...started the first game at Safeco Field, 7/15 vs SD (8.0 IP)...had 3 complete games in his final 5 starts of the season, including back-to-back complete games, 9/14-19...had a 2.30 ERA in 13 starts after the All-Star break, which was 2nd-lowest among all AL starters.

**1998:** Finished 3rd in the AL in innings (234.1) and fewest BB/9.0 IP (1.6) and 7th in ERA (3.53)...walked 2 batters or less in 31 of his 34 starts...earned his 100th career win and collected his 1,000th career strikeout (David Bell), 8/27 at CLE...pitched with touring MLB All-Star team in Japan in November, going 2-0, 0.90 ERA in two starts (10.0 IP, 5 H, 1 ER).

**1997:** Finished 5th in the AL in wins (17) and 2nd in winning % (.773), behind teammate Randy Johnson (.833)...issued just 2.1 BB/9.0 IP, 5th-best in the AL, and walked 2 batters or less in 26 of his 30 starts...Seattle went 22-8 (.733) in his 30 starts, including 9-1 (.900) in his final 10 starts...began the season on the DL with a strained left forearm suffered in a triple-A spring training game on 3/23...missed 5 starts before being activated and making his first start on 4/29...pitched a complete game and retired 20 straight batters at one point, 7/31 at MIL, but lost, 2-1; his first CG since 1993...took a no-hitter into the 7th inning, 8/31 at LAD, before leaving in the 8th inning with a 1-0 lead...was forced out of his only postseason start (Game 2 of ALDS vs BAL) in the 5th inning with a strained left elbow.

**1996:** Went 13-3, 3.98 ERA in 34 combined games between BOS and SEA and led all MLB pitchers in winning % (.813)...walked 2 batters or less in 20 of 21 starts...began the season with BOS...made only one start between 5/3 and 7/2 (5/21 vs SEA)...went 2-0, 3.71 ERA in 13 relief appearances before returning to the rotation on 7/2...made his final four BOS appearances as a starter and went 3-0, 2.45 ERA...traded to Seattle on 7/30...pitched at least 7.0 innings in 6 of his 11 starts with Seattle.

**1995:** Began the season in Baltimore's bullpen...made 7 relief appearances before being moved into the starting rotation...pitched at least 7.0 innings in 5 consecutive starts, 6/21-7/16...went 7-3 in his final 15 appearances.

**1994:** Pitched into the 7th inning in 19 of 23 starts...posted a 3.30 ERA (23 ER, 62.2 IP) and pitched at least 6.0 innings in his final 9 starts.

**1993:** Began the season with Rochester and went 6-0, 1.67 ERA before being recalled on 5/30...spent the remainder of the season with BAL and finished with the best road ERA (2.44) in the AL...went 12-3 over a 19-start span, 6/10-9/12...pitched a career-best 20.0 consecutive innings without allowing an ER, 8/18-29.

**1992:** Went to spring training with CHI but was released on 3/30...signed with DET on 5/24 and spent the rest of the season with Toledo (AAA).

**1991:** Began the season with STL...made 7 starts before being optioned to Louisville (AAA) on 5/24.

**1990:** Opened the season in TEX's starting rotation, but moved to the bullpen on 4/27 after 3 starts (0-2, 4.41 ERA)...twice pitched a career-high 5.1 IP in relief, 5/8 at KC and 7/21 at DET...made 21 relief appearances before returning to the rotation, 7/29 vs TOR...did not allow a HR in his final 43.2 IP.

**1989:** Struck out a career-high 13 batters in his first start of the season, 4/8 vs TOR (8.0 IP, 4 H)...was on the DL, 5/31-9/1 (sore left shoulder).

**1988:** Pitched 202.0 ip, the most by a CHI left-hander since 1970...pitched 9.1 innings, 5/24 vs ATL (3 H).

**1987:** Finished 10th in the NL in SO (147)...set a Cubs record with 7 consecutive strikeouts, 7/3 vs SF.

**1986:** Began the season with Pittsfield (AA)...promoted to Iowa (AAA) on 5/15 after going 3-1, 1.88 ERA...had his contract purchased by CHI on 6/14 and made his ML debut, 6/16 vs PHI, earning the win (6.1 IP, 4 ER)...pitched his first ML shutout and retired the first 19 batters he faced, 8/16 at MTL.

**MINOR LEAGUES 1985:** Split the season between Winston-Salem (A) and Pittsfield...**1984:** Made his pro debut with Geneva (A)...led the New York-Penn League in innings (104.2) and strikeouts (120) and tied for the lead in wins (9); finished 4th in ERA (1.89)...NYPL All-Star.

**PERSONAL:** Jamie Moyer...married, wife's name is Karen; has seven children: sons Dillon James (7/18/91), Hutton Scott (4/30/93) and McCabe Joseph (7/28/03) and daughters Timoney Jennifer (7/3/95), Duffy Margaret Joan (9/28/97), Grady Adele (7/16/04), Katilina Rose (4/18/06) and Yenifer (8/24/06)...his son Dillon was drafted in the 22nd round of the 2010 Draft by Minnesota but decided to attend the University of California-Irvine where he plays baseball currently...1981 graduate of Souderton Area High School (PA), where he played baseball, basketball and golf...attended St. Joseph's University (PA), setting records in wins (16), ERA (1.99) and SO (90) in 1984...had his jersey (#10) retired in November 1997; was one of three inductees into the first class of the St. Joseph's Baseball Hall of Fame and the first-ever retired number...completed his college degree from Indiana University in 1996...toured with the MLB All-Star team in Japan in November 1998...charitable endeavors include: founded the Moyer Foundation with wife Karen benefiting children's char-



**LEAGUE DIVISION SERIES RECORD**

Year	Team	W-L	ERA	G	GS	SV	IP	H	R	ER	BB	SO
1997	SEATTLE vs. Baltimore	0-1	5.79	1	1	0	4.2	5	3	3	1	2
2001	SEATTLE vs. Cleveland	2-0	1.50	2	2	0	12.0	8	2	2	2	10
2007	PHILADELPHIA vs. Colorado	0-0	1.50	1	1	0	6.0	5	1	1	2	2
2008	PHILADELPHIA vs. Milwaukee	0-1	4.50	1	1	0	4.0	4	2	2	3	3
<b>Totals</b>		<b>2-2</b>	<b>2.70</b>	<b>5</b>	<b>5</b>	<b>0</b>	<b>26.2</b>	<b>22</b>	<b>8</b>	<b>8</b>	<b>8</b>	<b>17</b>

**LEAGUE CHAMPIONSHIP SERIES RECORD**

Year	Team	W-L	ERA	G	GS	SV	IP	H	R	ER	BB	SO
2001	SEATTLE vs. New York	1-0	2.57	1	1	0	7.0	4	2	2	1	5
2008	PHILADELPHIA vs. Los Angeles	0-1	40.50	1	1	0	1.1	6	6	6	0	2
<b>Totals</b>		<b>1-1</b>	<b>8.64</b>	<b>2</b>	<b>2</b>	<b>0</b>	<b>8.1</b>	<b>10</b>	<b>8</b>	<b>8</b>	<b>1</b>	<b>7</b>

**WORLD SERIES RECORD**

Year	Team	W-L	ERA	G	GS	SV	IP	H	R	ER	BB	SO
2008	PHILADELPHIA vs. Tampa Bay	0-0	4.26	1	1	0	6.1	5	3	3	1	5

**CAREER TRANSACTIONS**

- 1988: Traded to Texas with RHP Drew Hall and OF Rafael Palmeiro for RHP's Paul Kilgus and Steve Wilson, LHP Mitch Williams, INF Curtis Wilkerson and two players to be named later, 12/5.
- 1989: On disabled list with a sore left shoulder, 5/31-9/1; included rehabilitation assignments to Tulsa and Gulf Coast Rangers
- 1991: Signed by St. Louis Cardinals as a minor league free agent, 1/9.
- 1992: Signed by the Cubs as a minor league free agent, 1/8...signed by Detroit as a minor league free agent, 5/24...signed by Baltimore as a minor league free agent, 12/14
- 1996: Signed by Boston as a free agent, 1/2...traded to Seattle for OF Darren Bragg, 7/30.
- 1997: On disabled list with a strained flexor tendon in left forearm, 3/31-4/29...included rehabilitation assignment to Tacoma.
- 2000: On disabled list with a strained muscle in back of left shoulder, 4/15-6/1.
- 2006: Traded to Philadelphia for RHP's Andrew Baldwin and Andrew Barb, 8/19.
- 2010: On disabled list with a sprained ulnar collateral ligament and a strained flexor pronator muscle, 7/21 through the remainder of the season.
- 2012: Signed to a Minor League contract by Colorado, 1/18.

**CAREER FIELDING**

PITCHER	PCT	G-GS	PO	A	E	TC	DP
<b>Career Totals</b>	<b>.976</b>	<b>686-628</b>	<b>276</b>	<b>633</b>	<b>22</b>	<b>931</b>	<b>48</b>

**ROCKIES BEFORE AND AFTER THE ALL-STAR BREAK**

**- BEFORE -**

Year	W-L	Pct.	Pos	GB
1993	33-54	.379	6/7	25.0
1994	42-48	.467	2/4	5.0
1995	39-30	.565	1/4	---
1996	42-44	.488	3/4	4.5
1997	43-45	.487	3/4	8.5
1998	37-52	.416	4/5	20.5
1999	40-46	.465	4/5	9.0
2000	45-40	.529	3/5	4.5
2001	39-48	.448	5/5	12.0
2002	42-46	.477	4/5	12.0
2003	50-47	.515	4/5	8.5
2004	36-51	.414	4/5	12.5
2005	31-56	.356	5/5	16.0
2006	44-43	.506	3/5	3.5
2007	44-44	.500	4/5	5.5
2008	39-57	.406	4/5	8.5
2009	47-41	.534	3/5	9.0
2010	49-39	.557	2/5	2.0
2011	43-48	.473	3/5	8.5

**- AFTER -**

Year	W-L	Pct.	Final Pos	GB
1993	34-41	.453	6/7	37.0
1994	11-16	.407	3/4	6.5
1995	38-37	.507	2/4	1.0
1996	41-35	.539	3/4	8.0
1997	40-34	.541	3/4	7.0
1998	40-33	.548	4/5	21.0
1999	32-44	.421	5/5	28.0
2000	37-40	.481	4/5	15.0
2001	34-41	.453	5/5	19.0
2002	31-43	.419	4/5	25.0
2003	24-41	.369	4/5	26.5
2004	32-43	.427	4/5	25.0
2005	36-39	.480	5/5	15.0
2006	32-43	.427	T4/5	12.0
2007	46-29	.613	2/5	0.5
2008	35-31	.530	3/5	10.0
2009	45-29	.608	2/5	3.0
2010	34-40	.459	3/5	9.0
2011	30-41	.423	4/5	21.0

MOYER





# 10 CHRIS NELSON INF

Ht: 5-11

Wt: 205

B/T: R/R

Age: 26/27

Born: Sept. 3, 1985 in Washington, DC

Residence: Decatur, GA

Major League Service: 0.159

Contract: Through 2012

Obtained: Selected in the 1st round (9th) of 2004 Draft out of Redan (GA) HS

# COLORADO

## HIGHLIGHTS

Made his Major League debut on 6/19/10 vs. MIL, and notched his first career Major League hit on 6/22/10 off Jon Lester...has made starts at second base, third base and shortstop in his 80 Major League games...his first two MLB home runs came in back-to-back games 6/17-18/11 vs. DET...his first career stolen base in the Majors came when he stole home on 9/9/10 vs. CIN off Nick Masset in the 8th inning, scoring what was the game-winning run in Colorado's 6-5 victory...in 158 career games at Triple-A has hit .321 (195-for-608) with 35 doubles, 8 triples, 23 home runs and 120 RBI...named to the 2008 Arizona Fall League Rising Stars team in 2008...named by *Baseball America* as a High-A All-Star in 2007...was ranked by *Baseball America* as the 17th-best prospect in Colorado's system prior to 2011...was the Rockies first round selection (9th overall) in the 2004 First-Year Player Draft.

### 2011

- Split his 2011 season between the Majors with Colorado and in Triple-A Colorado Springs with the Sky Sox...2011 marked the 2nd-straight season Nelson has spent time in the Majors, after making his MLB debut with Colorado in 2010.
- Nelson hit .250 (45-for-180) with 10 doubles, a triple, 4 home runs, 16 RBI and 20 runs scored in 63 games for the Rox in 2011...Nelson saw playing time between second base (29 games), third base (24 games) and shortstop (2 games).
- Played 73 games for the Sky Sox, where he batted .329 (95-for-289) with 20 doubles, 5 triples, 11 home runs and 65 RBI...Nelson had a .913 OPS (.366 OBP, .547 SLG) with the Sky Sox.
- The infielder was up-and-down between the Majors and Triple-A in 2011, as he was originally recalled on 5/29 and spent a month in the Majors before being optioned back to Triple-A on 7/1...he returned to Colorado on 7/27 before again being optioned on 8/24...Nelson was recalled from Triple-A on 9/9, where he would spend the remainder of 2011.
- Connected on his first career MLB home run on 6/17 vs. DET, a three-run shot off Rick Porcello...knocked his second career home run one game later on 6/18 vs. DET when he hit a solo home run off Charlie Furbush...two other home runs were 9/9 vs. CIN and 9/23 at HOU, both solo shots.
- His home run 9/23 at HOU was as a pinch-hitter...hit .364 (4-for-11) with one double, the home run, 4 RBI and 2 runs as a pinch-hitter in 2011.
- Was most productive in September, as he batted .375 (9-for-24) with a double, 2 home runs, 4 RBI and 5 runs scored.
- Is now a .321 career hitter (195-for-608) with 35 doubles, 23 home runs and 120 RBI in 158 games at the Triple-A level after spending his first two seasons at Triple-A in 2010-11.

**2010:** Reached the Majors for the first time in his career in 2010...had spent each of his first six professional seasons in the Minor Leagues after being drafted in the first round (9th overall) in the 2004 First-Year Player Draft by Colorado...was first recalled from Triple-A Colorado Springs on 6/18 and spent over a week on the active roster...made his first career start in the Majors on 6/22 where he went 1-for-3 with a run as the Rockies third baseman against the Red Sox...was optioned back to Triple-A on 6/29...was later recalled for three days (8/5-8) in August but did not make an appearance...spent the rest of his season as a regular infielder for Triple-A Colorado Springs...2010 was his first season seeing action at the Triple-A level...was added to the active Major League roster for the remainder of the season on 9/1...stole his first career base in the 8th inning against Cincinnati on 9/9...the stolen base was a "straight steal" of home to give the Rockies a 6-5 lead...it was the first "straight steal" of home in Rockies history though it was the 15th steal of home in franchise history...13 of the other 14 steals of home involved another playing also stealing second base on the same play as the steal of home...the only other play in which only home was the base that was stolen was on 6/30/96 vs. LAD when Eric Young Sr. stole home...although, there was an attempted steal of second on that play by Ellis Burks, but he was never tagged out, nor did he actually steal second base...Elias: Nelson became the first Major-Leaguer with a go-ahead steal of home in the 8th inning or later since Omar Vizquel broke a 2-2 8th-inning tie by swiping home with two outs

### 2011

### HIGHS AND LOWS

### CAREER

3, 3x, last: August 15 vs. FLA	Hits	3, 3x, last: August 15, 2011 vs. FLA
1, 4x, last: September 23 at HOU	Home Runs	1, 4x, last: September 23, 2011 at HOU
3, June 17 vs. DET	RBI	3, June 17, 2011 vs. DET
5, August 22-September 13	Hit Streak	5, August 22-September 13, 2011
2, 2x, last: August 17 vs. FLA	Runs	2, 2x, last: August 17 vs. FLA
2, July 30 at SD	Doubles	2, July 30, 2011 at SD
1, June 6 at SD	Triples	1, June 6, 2011 at SD
5, 2x, last: June 6 at SD	Total Bases	5, 2x, last: June 6, 2011 at SD
1, 7x, last: September 24 at HOU	Walks	1, 8x, last: September 24, 2011 at HOU
3, August 11 at CIN	Strikeouts	3, August 11, 2011 at CIN
1, 3x, last: June 25 at NYY	Stolen Bases	1, 4x, last: June 25, 2011 at NYY

- it was also a "straight" steal of home, rather than part of a double steal - for Cleveland at Detroit on 5/27/03...made three starts in the final six days of the season, going 2-for-11 (.182) with a run and a walk...started at second base in all three of those games despite making his first career start at third base...was used mainly as a shortstop for Triple-A Colorado Springs.

**2009:** Spent his entire season at Double-A Tulsa, though he played his last game of the season on 5/22 due to injury...appeared in just 29 games for the Drillers, batting .280 (30-for-107) with 11 extra base hits, and 17 RBI in the 29 games...was hitting .300 (12-for-40) in May before the injury...started at shortstop and batted second in 27 of his 29 games for the Drillers.

**2008:** Played 73 of his 81 games with Double-A Tulsa, and just 8 games for Modesto...hit .237 (67-for-283) with 3 home runs and 42 RBI in 73 games with Tulsa, his first action above Double-A...hit .140 (7-for-50) off left-handers and .258 (60-for-233) off right-handers while with Tulsa...hit .067 (3-for-45) when leading off an inning, and .269 (64-for-238) in all other situations...made all of his starts a shortstop for Tulsa, and received all but one at bat while playing shortstop (pinch-hit).

**2007:** Posted career highs in nearly every single offensive category in what was his best season as a Rockies farm-hand...batted .289 (153-529) with 97 runs, 42 doubles, 7 triples, 19 homers, and 27 stolen bases in 133 games for Single-A Modesto...among CAL leaders, ranked 2nd in doubles and extra base hits (68), 3rd in games and total bases (266), and 5th in triples, RBI and hits...led Colorado's organization in total bases and he tied with Joe Koshansky for the most RBI of any Rox minor league player...was named a Cal League Postseason All-Star, a Topps' Single-A All-Star and a *Baseball America* High-A All-Star...produced one of the best months of any minor league player in July, batting .368 (42-for-114) with 34 runs scored, 9 home runs and a minor league-best 41 RBI in 27 games...had 32 RBI prior to the All-Star break, but drove in 67 runs following the break...following the season was named by *Baseball America* as the seventh-best prospect in Colorado's system.

**2006:** Spent second straight season with the Asheville...played 109 games at shortstop, posting a .918 fielding percentage (41 e, 499 tc)...reached base safely in 24 straight games from 4/21-5/25...named to the Mid-Season All-Star team after batting .288 with 4 home runs and 35 RBI...named the 19th-best prospect in the Rockies' farm system by *Baseball America*.

**2005:** Played in five games before being placed on DL from 4/18-26 with a strained right hamstring...missed all of May after being sent to extended Spring Training to rehab...returned on 6/2...hit for the cycle on 7/15 at Savannah in 7-5 win...finished 4-for-5 with 2 runs and 3 RBI that day...rated as the Rockies' 10th-best prospect in farm system by *Baseball America* entering 2006 campaign.

**2004:** Made his pro debut at Rookie Level Casper where he was rated as the No. 1 prospect in the Pioneer League by *Baseball America*...signed on 7/1 and didn't make his first appearance until 7/9, which kept him from reaching the 205 plate appearances necessary to qualify for the batting title...rated as Colorado's second-best prospect by *Baseball America* entering 2005.

**PERSONAL:** Named first-team HS All-American by both *Baseball America* and USA Today and was selected as Louisville Slugger's HS Player of the Year for state of Georgia in '04...was rated as 4th-best available prospect in the draft according to *Baseball America* and the second-best position player...signed by Rockies scout Damon Iannelli.

NELSON'S CAREER RECORD

Year	Team	AVG	G	AB	R	H	2B	3B	HR	RBI	SAC	SF	HBP	BB	IBB	SO	SB	CS	GIDP	OBP	SLG
2004	Casper	.347	38	147	36	51	6	3	4	20	0	0	2	20	0	42	6	5	2	.432	.510
2005	Asheville	.241	79	315	51	76	13	3	3	38	0	4	5	25	0	88	7	4	2	.304	.330
2006	Asheville	.260	118	466	69	121	38	1	11	76	5	7	7	32	0	101	14	2	9	.313	.416
2007	Modesto	.289	133	529	97	153	42	7	19	99	0	9	7	55	2	92	27	5	11	.358	.503
2008	Modesto	.167	8	30	2	5	1	0	1	5	0	0	0	2	0	8	0	2	0	.219	.300
	Tulsa	.237	73	283	38	67	18	2	3	42	2	5	4	35	1	69	6	1	10	.324	.346
2009	Tulsa	.280	29	107	21	30	5	2	4	17	1	1	1	12	1	21	5	2	1	.355	.477
2010	Colo. Springs	.313	85	319	60	100	15	3	12	55	2	2	4	29	1	53	7	3	8	.376	.492
	COLORADO	.280	17	25	7	7	1	0	0	1	0	0	1	0	4	1	0	1	5	.308	.320
2011	Colo. Springs	.329	73	289	52	95	20	5	11	65	1	5	3	17	0	48	3	3	17	.366	.547
	COLORADO	.250	63	180	20	45	10	1	4	16	0	1	1	7	1	35	3	1	5	.280	.383
<b>Major League Totals</b>		<b>.254</b>	<b>80</b>	<b>205</b>	<b>27</b>	<b>52</b>	<b>11</b>	<b>1</b>	<b>4</b>	<b>16</b>	<b>1</b>	<b>1</b>	<b>1</b>	<b>8</b>	<b>1</b>	<b>39</b>	<b>4</b>	<b>1</b>	<b>6</b>	<b>.284</b>	<b>.376</b>
<b>Minor League Totals</b>		<b>.281</b>	<b>636</b>	<b>2485</b>	<b>426</b>	<b>698</b>	<b>158</b>	<b>26</b>	<b>68</b>	<b>417</b>	<b>11</b>	<b>33</b>	<b>33</b>	<b>227</b>	<b>5</b>	<b>522</b>	<b>75</b>	<b>27</b>	<b>60</b>	<b>.345</b>	<b>.447</b>

CAREER TRANSACTIONS

- 2008: Contract selected from Double-A Tulsa, 11/20.
- 2009: Optioned to Double-A Tulsa, 3/16...placed on 60-day disabled list 9/8 for the rest of the season with torn ligament in right wrist.
- 2010: Optioned to Triple-A Colorado Springs, 3/20...recalled, 6/18...optioned, 6/29...recalled 8/5...optioned, 8/8...recalled 9/1 for the remainder of the season.
- 2011: Optioned to Triple-A Colorado Springs, 3/15...recalled, 5/29...optioned, 7/1...recalled, 7/27...optioned, 8/24...recalled 9/9 for the remainder of the season.

CAREER FIELDING

2B	CLUB	PCT	G-GS	PO	A	E	TC	DP
2010	COLORADO	.882	4-3	8	7	2	17	0
2011	COLORADO	.969	29-23	36	58	3	97	15
<b>Career Totals</b>		<b>.956</b>	<b>33-26</b>	<b>44</b>	<b>65</b>	<b>5</b>	<b>114</b>	<b>15</b>

3B	CLUB	PCT	G-GS	PO	A	E	TC	DP
2010	COLORADO	1.000	4-1	2	2	0	4	0
2011	COLORADO	.917	24-14	9	35	4	48	2
<b>Career Totals</b>		<b>.923</b>	<b>28-15</b>	<b>11</b>	<b>37</b>	<b>4</b>	<b>52</b>	<b>2</b>

3B	CLUB	PCT	G-GS	PO	A	E	TC	DP
2011	COLORADO	.857	2-2	0	6	1	7	0



# 44 JUAN NICASIO RHP

Ht: 6-3

Wt: 230

B/T: R/R

Age: 25/26

Born: Aug. 31, 1986 in San Francisco, DR Residence: San Francisco de Macoris, DR

Major League Service: 0.124

Contract: Through 2012

Obtained: Signed as a non-drafted free agent on August 21, 2006

## COLORADO

### HIGHLIGHTS

Made his first career appearance in the Majors with his MLB debut in a start on 5/28/11 vs. STL, going 7.0 ip and not allowing an earned run...**had a 3.22 K/BB rate in 2011 with the Rockies, which was the fourth-lowest among NL rookie starters**...had a career-high 10 strikeouts 7/31 at SD...was struck in the head by a line drive 8/5 that resulted in him needing surgery to repair the C-1 vertebrae in his neck...**over the past three professional seasons, Nicasio has a personal record of 26-14**...in 2010, as a High-A Modesto starter, led the Cal League in innings (177.1) and strikeouts (171) and tied for the league lead in wins (12) and starts (28)...**his 171 strikeouts were most in the Rockies organization in 2010**...the ace of Single-A Asheville's staff in 2009, he led the South Atlantic League with a 2.41 ERA...additionally, posted a 1.85 BB/9.0 ip ratio and a 5.0 strike-out to walk ratio in 2009.

### CAREER

- The Rockies went 7-6 in the rookies first 13 starts this season...Nicasio had a personal record of 26-14 over his last three Minor League seasons, including 5-1 for Double-A Tulsa in 2011.
- Owns a 3.40 career ERA (471.1 ip, 178 er) in 88 games/80 starts in his six professional seasons.
- Was named the Rockies 16th-best prospect in the organization by *Baseball America* following the 2009 season.

### 2011

- Made his Major League debut on 5/28 vs. STL in a 7.0 inning win after being called up straight from Double-A Tulsa...the right-hander made 13 appearances/starts for the Rockies before having his season ended when he was struck by a line drive in his start 8/5 vs. WAS...it was later announced that Nicasio had broken his C-1 vertebrae in his neck ending his season...Juan had surgery to repair the vertebrae in his neck and was placed on the 60-day disabled list on 8/6.
- Began the 2011 season with Double-A Tulsa after finishing the 2010 season with High-A Modesto...Nicasio went 5-1 with a 2.22 ERA (56.2 ip, 14 er) in 9 starts for the Drillers before getting the call to the big leagues...the one loss for Nicasio came when he allowed just one run, unearned, in 5.0 innings...after joining the Rockies, he earned a win in his first start, allowing just one run, unearned, on six hits over 7.0 innings 5/28 vs. STL at Coors Field.
- Was named a Mid-season Texas League All-Star, the Texas League Pitcher of the Week for 4/25-5/1 and the Rockies organizational Pitcher of the Month for April prior to his Major League call up.
- Would toss a quality outing in seven of his 12 starts before the final start of his season...on 8/5 vs. WAS, Nicasio was struck in the head in the second inning by a batted ball and would leave the game.
- Owned a 3.22 strikeout to walk ratio with 58 strikeouts compared to just 18 walks...the 3.22 K/BB rate was the fourth-lowest among NL rookie starters...he did not walk more than three batters in any of his starts...the rookie had at least four strikeouts in all but four of his starts this season, including in six of his final seven starts (all but final start).
- Finished among the MLB rookie pitching leaders in several categories this season...among MLB rookie pitchers with at least 13 starts in 2011 Nicasio ranked: fourth in strikeout to walk rate (3.22), second in walks per 9.0 innings (2.26) and fifth in strikeouts per 9.0 innings (7.28), WHIP (1.27) and home runs per 9.0 innings (1.00).
- Started seven games at Coors Field, and the Rockies went 6-1 over those seven games, losing only the final start in which he left with an injury after 1.0 inning...finished 2011 at Coors Field with a personal record of 4-1 with a 1.98 ERA (41.0 ip, 9 er).
- Struckout 6.1 per 9.0 innings at home (28 K, 7 BB) and held opponents to a .229 (35-for-153) batting average...among Rockies rookies to start in at least 7 games at Coors Field in their rookie season, Nicasio ranks second with his .229 opponent batting average at home behind only Denny Stark (.210 - 2002).
- Only one other Colorado rookie that has had a start of at least 7.0 innings, no runs or walks and no more than four hits allowed: Jason Jennings on June 11, 2002 at Fenway Park (7 IP, 3 H).
- Collected 10 strikeouts in his start 7/31 at SD...it was the most strikeouts by a single player in a single-game by a

### 2011

### HIGHS AND LOWS

### CAREER

10, July 31 at SD	Strikeouts	10, July 31, 2011 at SD
9, June 3 at SF	Hits	9, June 3, 2011 at SF
6, June 20 at CLE	Runs	6, June 20, 2011 at CLE
6, June 20 at CLE	Earned Runs	6, June 20, 2011 at CLE
2, 2x, last: June 26 at NYY	Home Runs	2, 2x, last: June 26, 2011 at NYY
3, July 7 at ATL	Walks	3, July 7 at ATL
None	Complete Games	None
8.0, July 1 vs. KC	Innings (Starter)	8.0, July 1, 2011 vs. KC
10.0, July 1-7	Scoreless Inning Streak	10.0, July 1-7
2, June 14-July 1	Win Streak	2, June 14-July 1, 2011
2, July 25-August 5	Losing Streak	2, July 25-August 5, 2011

- Rockies pitcher in 2011, and it was the most strikeouts since Ubaldo Jimenez also had 10 strikeouts on 10/2/10 at STL.
- Sat fourth in all of Double-A ball with 63 strikeouts before being recalled...those 63 strikeouts were nine more than any other pitcher in the Texas League...his 2.22 ERA was ninth-lowest in all of Double-A...his ERA also sat second in the Texas League...his 56.2 innings pitched tied second in the Texas League.
- Among all Rockies starters this season, Nicasio finished with the second-highest run support average, collecting a RSA of 6.53...that mark finished only behind Kevin Millwood's 7.29 run support average.
- Became the eighth player to make an appearance on the Major League roster in 2011 that was originally signed as a non-drafted free agent...he joined Ubaldo Jimenez, Jonathan Herrera, Franklin Morales, Esmil Rogers, Jhoulyis Chacin, Matt Daley and Alan Johnson as the players who were non-drafted free agent signees by the Rockies.

**2010:** Spent his first season at High-A Modesto, where he spent the entire season, as one of the club's starters...posted career highs and led the California League in wins (12), starts (28), innings pitched (177.1) and strikeouts (171)...his 171 strikeouts and 177.1 innings pitched were the most in the Rockies organization...won seven games in a stretch of 10 starts from 5/18-7/5...in those 10 games went 7-1, 2.20 (65.1 ip, 16 er)...the sole loss in the streak was a complete game where he allowed just one run, unearned, on 3 hits, 4 walks and 8 strikeouts...the complete game was the second of his career...struckout 171 hitters in 177.1 innings for the third-best strikeout per 9.0 innings pitched in the California League at 8.68 K/9.0 innings...also allowed just 31 walks for a 1.57 BB/9.0 innings, good for third-best in the Cal League...finished the season tossing quality outings in five of his last six starts going 4-1, 2.30 (43.0 ip, 11 er).

**MINOR LEAGUES 2009:** Did not join Low-A Asheville until the end of May, but immediately had success with the Tourists in 2009...went 9-3, 2.41 (112.0 ip, 30 er) with 115 strikeouts in 18 starts...his 2.41 ERA led the South Atlantic League...he is the first Rockies farm-hand to lead the SAL in ERA since Mike Kusiewicz led the SAL in 1995...he allowed opponents to hit just .252 (110-for-436) against him on the season...with 115 strikeouts and just 23 walks, he held a 5.0 K/BB ratio...he went 1-1, 1.86 (29.0 ip, 6 er) in 5 starts prior to the All-Star break and 8-2, 2.60 (83.0 ip, 24 er) after the break...following the season was named as the 16th-best prospect in the Rockies system by *Baseball America*...**2008:** Spent the season with Short Season-A Tri-City as one of the club's starters...his 54.0 innings pitched were fourth-most on the club...tied for first on the club with 61 strikeouts...opponents hit just .229 (46-for-201) with lefties at .222 (18-for-81) and righties at .233 (28-for-120)...**2007:** Started the season in Rookie Level Casper's as a starter, but by season's end was pitching out of the bullpen...went 0-2, 4.50 (38.0 ip, 19 er) in 8 starts and 0-1, 3.38 (5.1 ip, 2 er) in 5 relief appearances...**2006:** Spent first professional season pitching for the Rockies DSL team...went 2-1 with a 2.89 ERA (28.0 ip, 9 er) in 8 games/5 starts.

**PERSONAL:** Signed by Rockies scout Rolando Fernandez.

**NICASIO'S CAREER RECORD**

Year	Team	W	L	ERA	G	GS	CG	SHO	GF	SV	IP	H	R	ER	HR	HB	BB	IBB	SO	WP	BK
2006	DSL Rockies	2	1	2.89	8	5	0	0	1	0	28.0	27	14	9	0	0	8	0	24	0	0
2007	Casper	0	3	4.36	13	8	0	0	1	0	43.1	48	32	21	3	4	13	0	33	5	1
2008	Tri-City	2	4	4.50	12	12	0	0	0	0	54.0	46	30	27	1	3	19	0	61	4	1
2009	Asheville	9	3	2.41	18	18	1	1	0	0	112.0	110	44	30	6	4	23	0	115	5	0
2010	Modesto	12	10	3.91	28	28	1	0	0	0	177.1	186	91	77	14	4	31	0	171	7	1
2011	COLORADO Tulsa	4	4	4.14	13	13	0	0	0	0	71.2	73	35	33	8	1	18	3	58	1	0
	Tulsa	5	1	2.22	9	9	1	1	0	0	56.2	48	15	14	3	0	10	1	63	3	2
	<b>Major League Totals</b>	<b>4</b>	<b>4</b>	<b>4.14</b>	<b>13</b>	<b>13</b>	<b>0</b>	<b>0</b>	<b>0</b>	<b>0</b>	<b>71.2</b>	<b>73</b>	<b>35</b>	<b>33</b>	<b>8</b>	<b>1</b>	<b>18</b>	<b>3</b>	<b>58</b>	<b>1</b>	<b>0</b>
	<b>Minor League Totals</b>	<b>30</b>	<b>22</b>	<b>3.40</b>	<b>88</b>	<b>80</b>	<b>3</b>	<b>2</b>	<b>2</b>	<b>0</b>	<b>471.1</b>	<b>465</b>	<b>226</b>	<b>178</b>	<b>28</b>	<b>20</b>	<b>104</b>	<b>1</b>	<b>467</b>	<b>26</b>	<b>5</b>

**CAREER TRANSACTIONS**

- 2009: Contract purchased in protection of the Rule V Draft.
- 2010: Optioned to High-A Modesto, 3/15.
- 2011: Optioned to Double-A Tulsa, 3/14...recalled from Double-A, 5/28...placed on 15-day disabled list with a fractured C-1 vertebrae, 8/6...transferred to the 60-day disabled list, 8/23 until the end of the season.

**CAREER BATTING**

Year	Team	AVG	G	AB	R	H	2B	3B	HR	RBI	SAC	SF	HBP	BB	IBB	SO	SB	CS	GIDP	OBP	SLG
2011	COLORADO	.136	11	22	0	3	2	0	0	0	1	0	0	0	0	16	0	0	0	.136	.227
	<b>Major League Totals</b>	<b>.136</b>	<b>11</b>	<b>22</b>	<b>0</b>	<b>3</b>	<b>2</b>	<b>0</b>	<b>0</b>	<b>0</b>	<b>1</b>	<b>0</b>	<b>0</b>	<b>0</b>	<b>0</b>	<b>16</b>	<b>0</b>	<b>0</b>	<b>0</b>	<b>.136</b>	<b>.227</b>

**CAREER FIELDING**

PITCHER	PCT	G-GS	PO	A	E	TC	DP
<b>Career Totals</b>	<b>.952</b>	<b>13-13</b>	<b>5</b>	<b>15</b>	<b>1</b>	<b>21</b>	<b>1</b>

**41 WIL NIEVES****C**

Ht: 5-11      Wt: 190      B/T: R/R      Age: 34/35  
 Born: Sept. 25, 1977 in San Juan, PR      Residence: San Juan, PR  
 Major League Service: 4.169      Contract: Through 2012  
 Obtained: Signed as a Minor League free agent on January 6, 2012

**COLORADO****HIGHLIGHTS**

Nieves will attempt to play in the Majors for eighth consecutive season in 2012...**played in career-high 72 games with Washington in 2009 and had career-high 58 hits and 26 RBI that season...**made Major League debut with San Diego on 7/21/02 vs. ARI and notched first career Major League hit off Randy Johnson...**has been a member of five Opening Day rosters in his career, including with the Yankees (2006-07), Nationals (2009-10) and Brewers (2011)...**has thrown out 22.1 percent (41-of-185) of attempted base stealers in his Major League career...owns a .986 career fielding percentage in 261 Major League games caught...named a Pacific Coast League All-Star with Triple-A Salt Lake in Angels organization in 2004.

**CAREER**

- Looking to make Colorado the seventh Major League organization to play for in his career, as he has played either in the Majors or Minors for San Diego (1996-2002), Los Angeles Angels (2003-04), New York Yankees (2005-07), Washington (2008-10), Milwaukee (2011) and Atlanta (2011).
- Is a career .221 hitter in 282 Major League games and a .284 hitter in 1,049 Minor League games.
- Was a member of the National active roster for all of 2009 and 2010, as well as all but two weeks of the 2008 season.
- Hit career-best .261 (46-for-176) with career-best nine doubles in 68 games for the Nationals in 2008.
- Notched career-highs in games (72), at-bats (224), runs (20), hits (58), RBI (26) and walks (17) for Washington in 2009.

**2011**

- Split season between the Majors with Milwaukee, and in Triple-A Nashville for the Brewers and Triple-A Gwinnett in the Atlanta organization.
- Hit .140 (7-for-50) with 2 doubles, 3 RBI in 20 games with the Brewers...began the season on the Brewers active roster before being outrighted to Minors on 6/15...was traded to Atlanta for cash considerations on 7/27 and spent the remainder of the season at Triple-A Gwinnett.
- With Milwaukee, Nieves threw out 2-of-9 attempted base stealers and owned the pitching staff owned a 3.84 ERA while he was catching.

**2010:** Spent the entire season with Washington and batted .203 (32-for-158) with 8 doubles, 3 home runs and 16 RBI in 59 games...his 3 home runs were a career-high...made 43 starts for the Nationals, all at catcher...the Nationals went 18-25 when he started...the team posted a 3.96 ERA in games he caught (395 ip, 174 er)...threw out 7-of-38 runners attempting to steal (18.4%)...following the season played for San Juan in the Puerto Rican Winter League...signed as a free agent with Milwaukee on 12/10

**2009:** Batted .259 with one home run and 26 RBI in 72 games with Washington...made a career-high 65 starts, all at catcher...Nationals went 27-38 when he started...the team posted a 5.06 ERA in games he caught (553.2 ip, 311 er)...threw out 13-of-47 runners attempting to steal (27.7%)...recorded a career-high 4 hits on 7/12 at HOU, going 4-for-4 with a double in the 5-0 loss.

**2008:** Signed as a free agent with Washington on 1/11...began the season at Triple-A Columbus, where he batted .240 with 2 RBI in nine games...contract was selected by Washington on 4/16...batted .261 with one home run and 20 RBI in 68 games with the Nationals...made 46 starts, all at catcher...the Nationals went 18-28 when he started...the team posted a 4.58 ERA in games he caught (449.2 ip, 229 er)...threw out 9-of-48 runners attempting to steal (18.8%)...belted his first Major League home run on 4/25 vs. CHC, a walkoff two-run shot in the ninth inning off Bob Howry (5-3 win)...from 4/22-5/2 had a career-high eight-game hitting streak (11-22, .500, 1 HR, 8 RBI)...following the season played for Mayaguez in the Puerto Rican Winter League.

**2007:** Was on the Yankees' Opening Day roster for the second straight season...batted .164 with 8 RBI in 26

**2011****HIGHS AND LOWS****CAREER**

2, March 31 at CIN	<b>Hits</b>	4, July 12, 2009 at HOU
None	<b>Home Runs</b>	1, 5x, last: September 1, 2010 at FLA
None	<b>RBI</b>	3, August 25, 2009 at CHC
1, 6x, last: May 28	<b>Hit Streak</b>	8, April 22-May 2, 2008
1, 2x, last: April 15 at WAS	<b>Runs</b>	2, 4x, last: September 1, 2010 at FLA
1, 2x, last: April 15 at WAS	<b>Doubles</b>	2, 2x, last: August 17, 2010 at ATL
None	<b>Triples</b>	1, 2x, last: September 21, 2008 at SD
3, March 31 at CIN	<b>Total Bases</b>	5, 4x, last: September 1, 2010 at FLA
2, April 9 vs. CHC	<b>Walks</b>	1, September 30, 2010 at STL
2, 2x, last: April 9 vs. CHC	<b>Strikeouts</b>	4, July 25, 2009 vs. SD
None	<b>Stolen Bases</b>	1, 2x, last: August 24, 2009 vs. MIL

games...made 21 starts, all at catcher...the Yankees went 12-9 when he started...the team posted a 4.37 ERA in games he caught (169.0 ip, 82 er)...threw out 6-of-27 runners attempting to steal (22.2%)...appeared in 27 games at Triple-A Scranton/WB, batting .256 with one home run and 8 RBI...following the season played for Licey in the Dominican Winter League.

**2006:** Made his first career Opening Day roster but did not appear in a game until September...was designated for assignment on 4/7 and outrighted to Triple-A Columbus on 4/13...batted .259 with 5 HR and 34 RBI in 88 games at Columbus...contract was selected by New York on 9/1...appeared in 6 games with the Yankees, including his only start on 9/20 at TOR.

**2005:** Was traded from the Angels to the Yankees on 3/29 in exchange for RHP Bret Prinz...spent most of the season at Triple-A Columbus, where he batted .289 with 4 HR and 37 RBI in 102 games...was recalled by the Yankees on 9/1...appeared in 3 games.

**2004:** Was a Pacific Coast League All-Star as he batted .297 with 10 HR and 53 RBI in 108 games at Triple-A Salt Lake...was recalled on 8/4 but was optioned back on 8/10 without appearing in a game.

**2003:** Batted .283 with 4 HR and 38 RBI in 102 games at Triple-A Lake.

**2002:** Spent most of the season at Triple-A Portland, where he batted .308 with 7 HR and 29 RBI in 70 games...contract was selected by San Diego on 7/20...batted .181 with 3 RBI in 28 games during two stints with the Padres...made 20 starts, all at catcher...the Pads went 11-9 when he started...the team posted a 4.20 ERA in games he caught (182.1 ip, 85 er)...threw out 3-of-13 runners attempting to steal (23.1%)...made his Major League debut on 7/21 vs. ARI as he started behind the plate and went 1-for-3 with an intentional walk...his first career hit was a single off Randy Johnson...was optioned back to Portland on 8/24 and recalled on 9/3...was claimed off waivers by LAA on 12/20.

**MINOR LEAGUES 2001:** Hit .300 with 24 doubles, 3 home runs, 22 RBI in 95 games at Double-A Mobile in Padres organization...**2000:** Hit .266 with 4 doubles, 3 home runs, 30 RBI at Double-A Mobile...**1999:** Spent entire season at High-A Rancho Cucamonga in Padres system and hit .328 with 26 doubles, 7 home runs, 61 RBI in 120 games...**1998:** Spent season at Single-A Clinton and hit .255 with 22 doubles, 3 home runs, 55 RBI...**1997:** Split season between AZL Padres and Clinton...**1996:** Hit .345 with 5 doubles, 2 home runs, 22 RBI in 43 games for AZL Padres.

**PERSONAL:** Is married...wife's name is Yormarie...the couple has a daughter named Maria Isabel...graduated from Eloisa Pascual Bairoa High School in Puerto Rico...Rays first baseman, Carlos Pena, is the godfather of Nieves' daughter and Nieves is the godfather of Pena's son Nicolas...his brother, Melvin, is a former Major League outfielder for seven seasons with Atlanta (1992), San Diego (1993-95), Detroit (1996-97) and Cincinnati (1998).

NIEVES' CAREER RECORD


Year	Team	AVG	G	AB	R	H	2B	3B	HR	RBI	SAC	SF	HBP	BB	IBB	SO	SB	CS	GDP	OBP	SLG
1996	AZL Padres	.345	43	113	23	39	5	0	2	22	2	0	0	13	0	19	3	4	1	.413	.442
1997	Clinton	.218	18	55	6	12	1	1	1	7	1	1	0	6	0	10	2	1	0	.290	.327
	AZL Padres	.296	8	27	2	8	2	0	0	2	1	0	0	5	0	5	1	0	0	.406	.370
1998	Clinton	.255	115	380	47	97	22	0	3	55	4	6	7	47	4	69	7	9	16	.343	.337
1999	Rancho Cucu.	.328	120	427	58	140	26	2	7	61	1	4	5	40	1	54	2	7	12	.389	.447
2000	Rancho Cucu.	.257	31	101	16	26	5	0	0	9	2	1	0	15	0	17	2	0	3	.350	.307
	Las Vegas	.000	1	1	0	0	0	0	0	0	0	0	0	0	0	0	0	0	0	.000	.000
	Mobile	.266	68	214	18	57	4	0	4	30	2	1	1	16	4	22	1	1	9	.319	.341
2001	Mobile	.300	95	330	28	99	24	0	3	41	2	4	2	18	2	40	1	0	8	.336	.400
2002	Portland	.308	70	237	24	73	20	2	7	29	2	1	0	5	0	40	0	0	7	.321	.498
	<b>SAN DIEGO</b>	<b>.181</b>	<b>28</b>	<b>72</b>	<b>2</b>	<b>13</b>	<b>3</b>	<b>1</b>	<b>0</b>	<b>3</b>	<b>0</b>	<b>0</b>	<b>0</b>	<b>4</b>	<b>15</b>	<b>1</b>	<b>0</b>	<b>1</b>	<b>.224</b>	<b>.250</b>	
2003	Salt Lake	.283	102	361	48	102	16	2	4	38	3	5	1	25	3	53	1	2	8	.327	.371
2004	Salt Lake	.297	108	421	60	125	22	8	10	53	1	1	0	12	0	64	3	6	11	.316	.458
2005	Columbus	.289	102	380	45	110	22	3	4	37	4	5	2	13	1	38	1	1	16	.313	.395
	<b>NEW YORK-AL</b>	<b>.000</b>	<b>3</b>	<b>4</b>	<b>0</b>	<b>0</b>	<b>0</b>	<b>0</b>	<b>0</b>	<b>0</b>	<b>0</b>	<b>0</b>	<b>0</b>	<b>0</b>	<b>0</b>	<b>1</b>	<b>0</b>	<b>0</b>	<b>0</b>	<b>.000</b>	<b>.000</b>
2006	Columbus	.259	88	321	29	83	13	0	5	34	6	2	1	18	0	29	2	1	13	.298	.346
	<b>NEW YORK-AL</b>	<b>.000</b>	<b>6</b>	<b>6</b>	<b>0</b>	<b>0</b>	<b>0</b>	<b>0</b>	<b>0</b>	<b>0</b>	<b>0</b>	<b>0</b>	<b>0</b>	<b>0</b>	<b>0</b>	<b>1</b>	<b>0</b>	<b>0</b>	<b>0</b>	<b>.000</b>	<b>.000</b>
2007	<b>NEW YORK-AL</b>	<b>.164</b>	<b>26</b>	<b>61</b>	<b>6</b>	<b>10</b>	<b>4</b>	<b>0</b>	<b>0</b>	<b>8</b>	<b>3</b>	<b>0</b>	<b>0</b>	<b>2</b>	<b>0</b>	<b>9</b>	<b>0</b>	<b>0</b>	<b>3</b>	<b>.190</b>	<b>.230</b>
	Scranton-WB	.256	27	90	5	23	1	2	1	8	0	1	1	6	0	10	1	0	2	.306	.344
2008	Columbus	.240	9	25	3	6	1	0	0	2	1	0	0	3	0	6	1	0	0	.321	.280
	<b>WASHINGTON</b>	<b>.261</b>	<b>68</b>	<b>176</b>	<b>15</b>	<b>46</b>	<b>9</b>	<b>1</b>	<b>1</b>	<b>20</b>	<b>5</b>	<b>2</b>	<b>0</b>	<b>13</b>	<b>1</b>	<b>29</b>	<b>0</b>	<b>1</b>	<b>7</b>	<b>.309</b>	<b>.341</b>
2009	<b>WASHINGTON</b>	<b>.259</b>	<b>72</b>	<b>224</b>	<b>20</b>	<b>58</b>	<b>6</b>	<b>0</b>	<b>1</b>	<b>26</b>	<b>0</b>	<b>5</b>	<b>3</b>	<b>17</b>	<b>1</b>	<b>45</b>	<b>1</b>	<b>0</b>	<b>7</b>	<b>.313</b>	<b>.299</b>
2010	<b>WASHINGTON</b>	<b>.203</b>	<b>59</b>	<b>158</b>	<b>10</b>	<b>32</b>	<b>8</b>	<b>0</b>	<b>3</b>	<b>16</b>	<b>4</b>	<b>1</b>	<b>1</b>	<b>8</b>	<b>2</b>	<b>29</b>	<b>0</b>	<b>0</b>	<b>6</b>	<b>.244</b>	<b>.310</b>
2011	<b>MILWAUKEE</b>	<b>.140</b>	<b>20</b>	<b>50</b>	<b>2</b>	<b>7</b>	<b>2</b>	<b>0</b>	<b>0</b>	<b>0</b>	<b>1</b>	<b>0</b>	<b>0</b>	<b>3</b>	<b>1</b>	<b>12</b>	<b>0</b>	<b>0</b>	<b>3</b>	<b>.189</b>	<b>.180</b>
	Nashville	.170	23	88	3	15	2	0	1	6	1	1	1	4	0	11	0	0	9	.213	.227
	Gwinnett	.282	21	71	8	20	2	0	1	6	1	1	0	6	0	11	1	0	2	.333	.352
<b>Major League Totals</b>		<b>.221</b>	<b>282</b>	<b>751</b>	<b>55</b>	<b>166</b>	<b>32</b>	<b>2</b>	<b>5</b>	<b>73</b>	<b>13</b>	<b>8</b>	<b>4</b>	<b>47</b>	<b>9</b>	<b>141</b>	<b>2</b>	<b>1</b>	<b>27</b>	<b>.268</b>	<b>.289</b>
<b>Minor League Totals</b>		<b>.284</b>	<b>1049</b>	<b>3642</b>	<b>423</b>	<b>1035</b>	<b>188</b>	<b>20</b>	<b>53</b>	<b>440</b>	<b>34</b>	<b>34</b>	<b>21</b>	<b>252</b>	<b>15</b>	<b>498</b>	<b>29</b>	<b>32</b>	<b>117</b>	<b>.331</b>	<b>.390</b>

CAREER TRANSACTIONS

- 2002: Contract purchased from Minors, 7/20...optioned, 8/24...recalled, 9/3...released, 12/14 and claimed off waivers by LAA, 12/20
- 2003: Optioned to Minors, 3/29...recalled for remainder of the season, 9/5.
- 2004: Optioned to Minors, 3/29...recalled, 8/4...optioned, 8/10...recalled, 9/21 for the remainder of the season.
- 2005: Traded from Los Angeles Angels to New York Yankees for RHP Bret Prinz, 3/29 and optioned to Minors...recalled, 9/1.
- 2006: Designated for assignment, 4/7...outrighted, 4/13...purchased from Minors, 9/1.
- 2007: Designated for assignment, 7/22...outrighted, 7/25...declared free agency, 10/9.
- 2008: Signed Minor League Contract with Washington, 2/5...contract purchased from Minors, 4/16.
- 2010: Signed contract, avoiding arbitration, 1/19...contract non-tendered, 12/2...signed a one-year contract with Milwaukee, 12/13.
- 2011: Outrighted to Minors, 6/15...traded to Atlanta for cash considerations...refused Minor League assignment and became a free agent, 10/3...signed a Minor League contract with Colorado, 12/17.

CAREER CATCHING

CATCHER	G-GS	INN	TC	PO	E	DP	SB	CCS	CS%	CERA	PB
<b>Career Totals</b>	<b>261-212</b>	<b>1906.2</b>	<b>1572</b>	<b>1435</b>	<b>22</b>	<b>13</b>	<b>144</b>	<b>41</b>	<b>22.2</b>	<b>4.48</b>	<b>12</b>



# 88 JOSH OUTMAN LHP

**Ht:** 6-1      **Wt:** 200      **B/T:** L/L      **Age:** 27/28  
**Born:** Sept. 14, 1984 in St. Louis, MO      **Residence:** Imperial, MO  
**Major League Service:** 2.102      **Contract:** Through 2012  
**Obtained:** Trade from Oakland for OF Seth Smith on January 16, 2012

## COLORADO

### HIGHLIGHTS

Will join his third Major League organization with Colorado in 2012...the left-hander returned to action in 2011 after missing the entire 2010 season following "Tommy John" surgery in June 2009...**is 8-8 with a 3.75 ERA in 33 career appearances, including 25 starts, over three seasons...**is 43-21 with a 3.13 ERA (520.2 ip, 181 er) in 124 career appearances/84 starts over five seasons in the Minor Leagues...made his MLB debut 9/2/08 with 2.0 scoreless innings vs. KC...**was originally drafted by Philadelphia in the 10th round of the 2005 Draft...was dealt to the A's in the Joe Blanton trade in July of 2008...**led all Philadelphia Minor Leaguers with 151 strikeouts in 2007 and was second with a 2.99 ERA...led the Florida State League in ERA in 2007 (2.45)...**was rated the sixth-best prospect in the Phillies' system by Baseball America following the 2006 season.**

### CAREER

- Career has held lefties to a .179 (25-for-140) average and righties to a .283 (124-for-483) average...has yielded 13 of his 14 career home runs to righties...has a .206 (26-for-126) career average with RISP.
- Is 6-2 with a 3.39 ERA (58.1 ip, 22 er) in 12 career appearances at home compared to 2-6 with a 3.97 ERA (41 er in 93.0 ip) in 21 outings on the road...is 8-7 with a 3.78 ERA (138.0 ip, 58 er) as a starter in his career.
- Among MLB starters since 2008 with at least 25 starts, Outman is tied for third in allowing the fewest home runs (13)...in his career he has averaged just 0.83 home runs per 9.0 innings pitched.

### 2011

- Was 3-5 with a 3.70 ERA in 13 games, nine starts, over two stints with the A's after missing the entire 2010 season following 6/30/09 "Tommy John" surgery...went 3-3 with a 3.47 ERA and .253 opponents batting average in eight starts during his first stint from 5/23 to 7/2...then posted an 0-2 record with a 4.63 ERA and .360 opponents average in five games, one start, during his second stay from 8/26 through the end of the season.
- Was recalled from Triple-A Sacramento 5/23 and started that day vs. LAD...allowed just one run in 7.0 innings but received a no decision in the A's 4-1 loss...it was his first Major League appearance since 6/19/09 at SD.
- Tossed 7.0 scoreless innings against the Royals as part of a career-high 11.0-inning scoreless streak from 6/8-21.
- Optioned to Sacramento 7/3...recalled 8/26 but was used mostly in relief...on 8/27 at BOS tossed 4.0 scoreless innings, the most innings of relief for an Athletics reliever in 2011...struck out seven in that outing, which were the most strikeouts by an A's reliever since Erik Hiljus fanned eight in 5.0 innings 7/24/01 vs. MIN.
- Allowed a .277 opponents batting average, which broke down to .217 (13-for-60) against left-handed hitters and .299 (49-for-164) against right-handers...surrendered all four of his home runs and issued 19 of his 23 walks to righties...held the opponents' number three hitter to a .115 average.
- Was 2-1 with a 3.05 ERA in five games at home compared to 1-4 with a 4.06 ERA in eight games on the road...was 3-4 with a 3.86 ERA in his nine starting assignments, 0-1 with a 2.57 ERA in four relief appearances.
- Received run support of one run or less in five of his starting assignments and had a 3.33 RSA in his nine starts...was 3-3 with a 3.13 ERA and .250 opponents batting average in nine games at night, compared to 0-2 with a 5.84 ERA and .365 opponents average in four day games...the A's were 3-6 in his starting assignments and were 12-13 in his career.
- Tossed 6.0-plus innings in seven of his nine starts...allowed two runs or less four times...walked two or less five times.
- Was 8-3 with a 3.91 ERA in 17 starts with the Triple-A Sacramento...struck out 72 in 78.1 innings but also issued 47 walks...Sacramento was 12-5 in his starts.

**2010:** Missed the entire season as he continued his rehab from "Tommy John" surgery on his left elbow...was one of three Oakland pitchers to miss the entire 2010 season due to "Tommy John" surgery (Joey Devine and John Moloan).

**2009:** Began the season as the A's fifth starter...the rookie left-hander solidified his spot in the rotation by May and was 4-1 with a 3.48 ERA in 14 games, 12 starts, before an elbow injury in mid-June led to season-ending "Tommy John"

2011	HIGHS AND LOWS	CAREER
7, August 27 at BOS	Strikeouts	9, May 29, 2009 at TEX
8, 2x, last: September 11 at TEX	Hits	10, September 23, 2008 at TEX
5, June 3 at BOS	Runs	5, 2x, last: June 3, 2011 at BOS
4, 3x, last: September 11 at TEX	Earned Runs	4, 4x, last: September 11, 2011 at TEX
1, 4x, last: September 11 at TEX	Home Runs	2, April 17, 2009 at TOR
5, May 28 vs. BAL	Walks	5, 2x, last: May 24, 2009 vs. ARI
7.0, 2x, last: June 15 vs. KC	Innings (Starter)	8.0, July 1, 2011 vs. KC
5.0, August 27 at BOS	Innings (Reliever)	8.0, July 1, 2011 vs. KC
11.0, June 8-21	Scoreless Inning Streak	11.0, June 8-21, 2011
2, June 15-21	Win Streak	4, May 13-June 8, 2009
4, June 26-September 11	Losing Streak	4, June 26-September 11, 2011



surgery 6/30...held the opposition to a .212 batting average, including .123 (7-for-57) against left-handed hitters and .238 (46-for-193) against right-handers...had a .180 on-base percentage and .193 slugging percentage against lefties, while allowing eight of his nine home runs and 21 of his 25 walks to righties...allowed a .188 average to batters leading off an inning and .211 with runners in scoring position...opponents hit .270 with seven home runs over his first 45 pitches in a game and .153 with two home runs after that...held the opponents three and four hitters to a .180 batting average...the A's were 8-4 (.667) in his starting assignments...tossed six or more innings in eight of his 12 starts, allowed two runs or fewer five times and walked two batters or fewer eight times...began the season in the A's starting rotation and had no decisions and a 6.48 ERA in two starts...made relief appearances on consecutive days 4/21-22 at NYY (2.0 ip, 1 h, 3 so)...returned to the rotation 5/3 and went 4-1 with a 3.16 ERA and .198 opponents average over his final 10 starts...had a career best four-game win-streak over six starts from 5/13-6/8 (2.31 ERA)...tossed 6.0 shutout innings 5/19 at TB to extend his scoreless streak to a career-high 10.0 innings, but ended up with a no decision in the A's 4-1, 11-inning win...tossed a career-high 7.2 innings and also issued a career-high five walks without striking out a batter in a 6-2 win 5/24 vs. ARI...finished May 2-0 with a 2.45 ERA in six starts and had the ninth lowest May ERA in the AL...was charged with his only loss of the season 6/13 at SF...was placed on the 15-day disabled list 6/24 retroactive to 6/20 and had ligament replacement surgery on his left elbow 6/30...also had a bone spur removed from the elbow.

**2008:** Began the season with Double-A Reading in the Philadelphia organization but finished it in the starting rotation for Oakland...was selected by the A's following the conclusion of Triple-A Sacramento's regular season 9/2 and went 1-2 with a 4.56 ERA in six games, four starts...his first two appearances with the A's came in relief (6.23 ERA) but his final four outings were starts and he was 1-2 with a 4.22 ERA...did not allow a home run in 21.1 innings as a starter...made his Major League debut in relief 9/2 at KC and pitched 2.0 scoreless innings (2 h, 2 so)...struck out the first batter he faced, Mark Teahen...picked up his first ML win in his first start 9/13 vs. TEX...allowed just one run on four hits and two walks in 5.0 innings...combined for a 7-4 record, one save and a 3.11 ERA in 42 games, 11 starts, with Reading, Double-A Midland and Sacramento...yielded just five home runs in 98.1 innings, or one per 0.46 per 9.0 innings...was credited with his first professional save 7/3 against New Britain when he tossed the final 2.1 innings (2 h, 1 bb, 2 so)...was traded to Oakland along with Adrian Cardenas and Matt Spencer 7/17 and was assigned to Double-A Midland...was promoted to Sacramento 8/12 and went 1-0 with a 1.76 ERA in five games, two starts, with the River Cats.

**2007:** Went a combined 12-7 with a 2.99 ERA in 27 games, 25 starts, for Single-A Clearwater and Double-A Reading...led all Phillies Minor Leaguers in strikeouts (151) and finished second in ERA...named to the FSL Postseason All-Star Team...allowed one or zero earned runs in 11 of his 18 starts with Clearwater...pitched 6.0 no-hit innings 7/7 against Ft. Myers and had a season-high 12 strikeouts 7/18 vs. St. Lucie...pitched for Peoria in AFL following the season and was 0-1 with a 5.87 ERA in three starts...also pitched for the World Cup-winning Team USA, going 1-0, 1.50 ERA in two starts.

**2006:** Spent the season with Single-A Lakewood and ranked second in the South Atlantic League in strikeouts (161), third in wins (14) and fourth in ERA (2.95)...was named Phillies Minor League Pitcher of the Week three times...won Phillies Minor League Pitcher of the Month honors for August when he went 5-0 with a 0.28 ERA...tossed his first career shutout, a one-hitter, 8/5 at Kannapolis (7.0 ip, 3 bb, 9 so)...won six straight decisions from 7/31 to 8/27 (0.23 ERA)...struck out 10 or more batters three times...rated the sixth-best prospect in the Phillies system by *Baseball America* following the season.

**2005:** Made his professional debut at Batavia and was 2-1 with a 2.76 ERA in 11 games, four starts.

**PERSONAL:** Joshua S. Outman...he and his wife Ashley have a daughter, Sawyer Kathleen (12/22/10)...is a 2002 graduate of Lindbergh High School where he played baseball and ran cross country...attended Central Missouri State...was 10-2 as a junior and led the Mules to the NCAA Division II World Series...was originally selected in the 10th round of the 2005 Draft by Philadelphia...traded to Oakland with Adrian Cardenas and Matt Spencer for Joe Blanton, 7/17/08.

**OUTMAN'S CAREER RECORD**

Year	Team	W	L	ERA	G	GS	CG	SHO	GF	SV	IP	H	R	ER	HR	HB	BB	IBB	SO	WP	BK
2005	Batavia	2	1	2.76	11	4	0	0	0	0	29.1	23	14	9	1	2	14	0	31	3	0
2006	Lakewood	14	6	2.95	27	27	1	0	0	0	155.1	119	61	51	5	8	75	0	161	12	1
2007	Clearwater	10	4	2.45	20	18	0	0	0	0	117.1	104	35	32	7	5	54	0	117	4	0
	Reading	2	3	4.50	7	7	1	1	0	0	42.0	38	25	21	5	1	23	1	34	2	0
2008	Reading	5	4	3.20	33	5	0	0	7	1	70.1	68	27	25	3	2	37	0	66	3	0
	Midland	1	0	4.26	4	4	0	0	0	0	12.2	13	7	6	1	0	3	0	5	1	0
	Sacramento	1	0	1.76	5	2	0	0	1	0	15.1	9	3	3	1	0	5	1	15	2	0
	OAKLAND	1	2	4.56	6	4	0	0	0	0	25.2	34	14	13	1	2	8	1	19	1	0
2009	OAKLAND	4	1	3.48	14	12	0	0	1	0	67.1	53	30	26	9	0	25	0	53	1	0
2010											- DID NOT PLAY - INJURED										
2011	Sacramento	8	3	3.91	17	17	0	0	0	0	78.1	77	47	34	7	2	47	0	72	7	0
	OAKLAND	3	5	3.70	13	9	0	0	2	0	58.1	62	27	24	4	0	23	0	35	3	0
	<b>Major League Totals</b>	<b>8</b>	<b>8</b>	<b>3.75</b>	<b>33</b>	<b>25</b>	<b>0</b>	<b>0</b>	<b>3</b>	<b>0</b>	<b>151.1</b>	<b>149</b>	<b>71</b>	<b>63</b>	<b>14</b>	<b>2</b>	<b>56</b>	<b>1</b>	<b>107</b>	<b>5</b>	<b>0</b>
	<b>Minor League Totals</b>	<b>43</b>	<b>21</b>	<b>3.13</b>	<b>124</b>	<b>84</b>	<b>2</b>	<b>2</b>	<b>8</b>	<b>1</b>	<b>520.2</b>	<b>451</b>	<b>219</b>	<b>181</b>	<b>30</b>	<b>20</b>	<b>258</b>	<b>2</b>	<b>501</b>	<b>34</b>	<b>1</b>

**CAREER TRANSACTIONS**

- 2008: Contract selected from Triple-A Sacramento, 9/2.
- 2009: Placed on 15-day disabled list with left elbow surgery, 6/24...transferred to 60-day DL, 6/28.
- 2010: Spent entire season on the disabled list recovering from surgery.
- 2011: Optioned to Triple-A, 3/20...recalled, 5/23...optioned, 7/2...recalled for remainder of the season 8/26.
- 2012: Traded to Colorado along with RHP Guillermo Moscoso, 1/16.

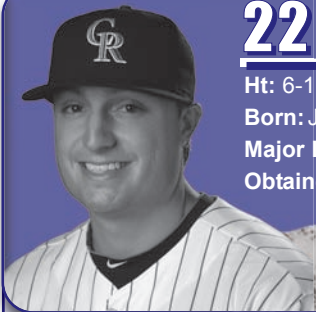
**CAREER BATTING**

Year	Team	AVG	G	AB	R	H	2B	3B	HR	RBI	SAC	SF	HBP	BB	IBB	SO	SB	CS	GIDP	OBP	SLG
2009	OAKLAND	.000	14	2	0	0	0	0	0	0	0	0	0	0	0	1	0	0	0	.000	.000
2011	OAKLAND	.000	13	5	0	0	0	0	0	0	0	0	0	0	0	1	0	0	0	.000	.000
	<b>Major League Totals</b>	<b>.000</b>	<b>27</b>	<b>7</b>	<b>0</b>	<b>0</b>	<b>0</b>	<b>0</b>	<b>0</b>	<b>0</b>	<b>0</b>	<b>0</b>	<b>0</b>	<b>0</b>	<b>0</b>	<b>2</b>	<b>0</b>	<b>0</b>	<b>0</b>	<b>.000</b>	<b>.000</b>

**CAREER FIELDING**

PITCHER	PCT	G-GS	PO	A	E	TC	DP
Career Totals	.952	13-13	5	15	1	21	1





# 22 JORDAN PACHECO INF/C

**Ht:** 6-1      **Wt:** 200      **B/T:** R/R      **Age:** 26  
**Born:** Jan. 30, 1986 in Albuquerque, NM      **Residence:** Albuquerque, NM  
**Major League Service:** 0.023      **Contract:** Through 2012  
**Obtained:** Selected in the 9th round of 2007 Draft out of New Mexico

## COLORADO

### HIGHLIGHTS

**Made his Major League debut in 2011 and notched his first Major League hit in his first MLB at-bat...**...the converted infielder saw playing time at catcher, first base, second base and third base during his first month in the Majors in 2011...**became second player in Rockies history (Juan Pierre in 2001) to have a seven-game hitting streak within the first 10 games of his MLB career...**...combined to bat .323 with 32 doubles and 89 RBI in 125 games between High-A Modesto and Double-A Tulsa in 2010...named a California League Mid-Season and Post-Season All-Star in 2010...**was named the Most Valuable Player of the South Atlantic League in 2009, the second straight season a Rockies farmhand has won the award (Darin Holcomb in 2008)**...was originally drafted as a middle infielder in 2007 out of the University of New Mexico, where he was the Mountain West Conference Player of the Year in 2007...was converted to a catcher for the 2008 season, and spent that season with the Tri-City Dust Devils as the club's regular backstop...**named the Rockies 16th-best prospect in the organization by Baseball America following the 2011 season.**

#### 2011

- Made his Major League debut with the Rockies on 9/6 vs. ARI in what was his fifth professional season in 2011...Pacheco spent the first five months of 2011 as one of Triple-A Colorado Springs regular catchers.
- Appeared in 21 games for the Rockies following his recall on 9/6, splitting time between catcher (2 games), first base (13 games), second base (2 games) and third base (7 games)...hit .286 (24-for-84) with a double, 2 home runs, 14 RBI and 5 runs scored in his first taste of the big leagues with the Rockies.
- Made his Major League debut on 9/6 as the Rockies starting third baseman...notched a single in his first MLB at-bat went 2-for-4 with 2 RBI in his first MLB contest.
- In 97 games at Triple-A Colorado Springs Pacheco hit .278 (101-for-363) with 21 doubles, 3 triples, 3 home runs and 50 RBI...Pacheco played almost strictly at catcher for the Sky Sox.
- Pacheco connected on his first MLB home run, and had career-high 3 hits and 3 RBI in Rockies 12-7 victory on 9/10 vs. CIN...had 6 RBI in first 5 MLB starts.
- Owned a seven-game hitting streak 9/10-17, which were his fourth thru 10th career MLB games...hit .367 (11-for-30) with 2 HR, 6 RBI during streak...Pacheco became the sixth player in Rockies history to have at least a six-game hit-streak in first nine career games...second player with a seven-game streak in first 10 MLB games with the Rockies (Pierre - 8 game streak, 2001).
- Batted .385 (10-for-26) with 12 RBI with runners in scoring position for Colorado...his 14 RBI and 24 hits were the most on the club from the point he made his MLB debut through the end of the season.

**2010:** Began the season at High-A Modesto before being transferred to Double-A Tulsa in early August where he would experience Double-A for the first time in his career...batted .321 (145-for-451) with 27 doubles, 3 triples, 5 home runs and 70 RBI in 104 games for Modesto and was named to both the Mid-Season and Postseason All-Star teams in the California League...had far more walks (54) than strikeouts (36) for the Nuts...his .321 average led the club, while his 70 RBI were the 4th-most despite missing nearly the entire month of August following his promotion...following his promotion, Pacheco batted .333 (26-for-78) with 5 doubles, 1 home run and 19 RBI in 21 games for the Drillers...his 19 RBI were the most on the club after his arrival...his 89 RBI between the two stops led all Rockies Minor League players, while his 151 hits were the third-most among Rockies farmhands...finished his 2010 season by playing in the Arizona Fall League for Scottsdale...batted .317 (20-for-63) with 5 doubles, 2 triples and 11 RBI in 18 games for the Scorpions.

**2009:** In his third professional season, and just his second overall as a catcher, Pacheco earned the South Atlantic League Most Valuable Player Award for his full season with the Asheville Tourists...hit .322 (145-for-451) with 30 doubles, 4 triples, 13 home runs and 79 RBI in 117 games for the Tourists, leading the club to a postseason birth...owned an .871

#### 2011

#### HIGHS AND LOWS

#### CAREER

4, September 25 at HOU	<b>Hits</b>	4, September 25, 2011 at HOU
1, 2x, last: September 15 vs. SF	<b>Home Runs</b>	1, 2x, last: September 15, 2011 vs. SF
3, September 10 vs. CIN	<b>RBI</b>	3, September 10, 2011 vs. CIN
7, September 10-17	<b>Hit Streak</b>	7, September 10-17, 2011
3, September 25 at HOU	<b>Runs</b>	3, September 25, 2011 at HOU
1, September 24 at HOU	<b>Doubles</b>	1, September 24, 2011 at HOU
None	<b>Triples</b>	None
6, Septemeber 10 vs. CIN	<b>Total Bases</b>	6, Sepemteber 10, 2011 vs. CIN
1, 3x, last: September 22 at HOU	<b>Walks</b>	1, 3x, last: September 22, 2011 at HOU
1, 9x, last: September 27 at SF	<b>Strikeouts</b>	1, 9x, last: September 27, 2011 at SF
None	<b>Stolen Bases</b>	None

OPS, (.379 on-base, .492 slugging)...his .322 average was the second-best mark in the SAL, trailing only fellow Tourist Kiel Roling...his .492 slugging percentage was the sixth-best mark in the circuit, while his .397 on-base percentage was the seventh-best in the league...received 181 at-bats as the club's designated hitter, though he hit better as the club's catcher (.333, 90-for-270) than as the DH (.304, 55-for-181)...following the season, was named the 22nd-best prospect in the Rockies organization by *Baseball America*.

**2008:** Spent the entire season with Tri-City as a catcher after playing strictly as an infielder last season...led the club with his 35 RBI and finished 2nd with his .280 (60-for-214) batting average...hit .269 (14-for-52) off lefties and .284 (46-for-162) off righties...hit .301 (53-for-176) while in the lineup as the club's catcher and .184 (7-for-38) as the club's designated hitter.

**2007:** Split his first professional season between Rookie Level Casper and Short Season Tri-City...combined to hit .286 (64-for-224) in 63 games.

**PERSONAL:** Signed by Rockies scout Mike Ericson...Mountain West Conference Player of the Year at the University of New Mexico in 2007.

**PACHECO'S CAREER RECORD**

Year	Team	AVG	G	AB	R	H	2B	3B	HR	RBI	SAC	SF	HBP	BB	IBB	SO	SB	CS	GIDP	OBP	SLG
2007	Casper	.292	55	192	27	56	10	2	3	29	3	1	7	21	0	36	3	1	5	.380	.411
	Tri-City	.258	8	31	5	8	2	0	0	3	0	0	2	1	0	6	0	0	0	.324	.323
2008	Tri-City	.280	54	214	25	60	8	3	1	35	1	4	6	26	1	20	3	3	8	.368	.360
2009	Asheville	.322	117	451	67	145	30	4	13	79	3	7	8	38	2	44	12	2	7	.379	.492
2010	Modesto	.321	104	390	59	125	27	3	5	70	1	7	8	54	2	36	5	6	10	.407	.444
	Tulsa	.333	21	78	11	26	5	0	1	19	0	3	4	6	0	6	1	1	3	.396	.436
2011	Colo. Springs	.278	97	363	57	101	21	3	3	50	3	6	9	30	0	48	2	2	15	.343	.377
	<b>COLORADO</b>	<b>.286</b>	<b>21</b>	<b>84</b>	<b>5</b>	<b>24</b>	<b>1</b>	<b>0</b>	<b>2</b>	<b>14</b>	<b>0</b>	<b>0</b>	<b>1</b>	<b>3</b>	<b>0</b>	<b>9</b>	<b>0</b>	<b>0</b>	<b>2</b>	<b>.318</b>	<b>.369</b>
<b>Major League Totals</b>		<b>.286</b>	<b>21</b>	<b>84</b>	<b>5</b>	<b>24</b>	<b>1</b>	<b>0</b>	<b>2</b>	<b>14</b>	<b>0</b>	<b>0</b>	<b>1</b>	<b>3</b>	<b>0</b>	<b>9</b>	<b>0</b>	<b>0</b>	<b>2</b>	<b>.318</b>	<b>.369</b>
<b>Minor League Totals</b>		<b>.303</b>	<b>456</b>	<b>1719</b>	<b>251</b>	<b>521</b>	<b>103</b>	<b>15</b>	<b>26</b>	<b>285</b>	<b>11</b>	<b>28</b>	<b>44</b>	<b>176</b>	<b>5</b>	<b>196</b>	<b>26</b>	<b>15</b>	<b>48</b>	<b>.377</b>	<b>.426</b>

**CAREER TRANSACTIONS**

- 2007: Selected by Colorado in the ninth round of the First-Year Player Draft.
- 2010: Contract selected from Double-A Tulsa, 11/19.
- 2011: Optioned to Triple-A, 3/26...recalled, 9/6 for the remainder of the season.

**CAREER FIELDING**

C	CLUB	PCT	G-GS	PO	A	E	TC	DP
2011	COLORADO	1.000	2-1	8	1	0	9	0
1B	CLUB	PCT	G-GS	PO	A	E	TC	DP
2011	COLORADO	.991	13-10	106	2	1	109	8
2B	CLUB	PCT	G-GS	PO	A	E	TC	DP
2011	COLORADO	1.000	2-2	2	2	0	4	1
3B	CLUB	PCT	G-GS	PO	A	E	TC	DP
2011	COLORADO	.905	7-7	6	13	2	21	0

**TRIPLE PLAYS**

The Rockies recorded their first of two triple plays in franchise history on **April 10, 2003 vs. St. Louis** in the sixth inning...officially, the putout went 3-6-6...with no outs and runners at first and second moving on the pitch, Orlando Palmeiro lined out to 1B Todd Helton...Helton turned and threw it to shortstop Jose Hernandez who was covering second to double-up Scott Rolen...Hernandez then tagged Tino Martinez, the runner who was advancing from first to second, to complete the third out.

Colorado's second triple play came on **April 29, 2007 vs. Atlanta** in the seventh inning...rookie shortstop Troy Tulowitzki pulled off one of baseball's rarest feats: an unassisted triple play...it was just the 13th such play in Major League history, the 12th ever in the regular season...in the top of the seventh inning, there were runners on first and second with no outs when Chipper Jones lined out to Tulowitzki, who stepped on second base to retire Kelly Johnson, then tagged Edgar Renteria running from first base...it was the first unassisted triple play since shortstop Rafael Furcal turned the trick for Atlanta on Aug. 10, 2003 at St. Louis.

Two opponents have turned a triple play against the Rockies.

**On June 13, 1998 at Los Angeles**, the Dodgers turned the first triple play against the Rockies...with no outs in the fifth and runners on first and second, Kurt Abbott dropped a sacrifice bunt attempt...pitcher Darren Dreifort picked up the ball and threw to second to force out Neifi Perez...shortstop Jose Vizcaino, who received Dreifort's throw, fired to first to get Abbott...second baseman Eric Young, who was covering first, then completed the play by throwing to third to get Jamey Wright (1-6-4-5).

Then, almost exactly one year later **at Coors Field, on June 14, 1999**, it happened again...this one, though, was more "routine"...with Edgard Clemente at-bat and runners on first and second, Giants left-hander Shawn Estes induced a hot ground ball to third...Bill Mueller fielded it, stepped on his bag to force Angel Echevarria, and gunned it to second...Jeff Kent, the second baseman, made the pivot, forcing Henry Blanco at second, before completing the play by nailing Clemente at first (5-4-3).

**66 BEN PAULSEN INF**

Ht: 6-4      Wt: 205      B/T: L/R      Age: 24/25  
 Born: Oct. 27, 1987 in Plymouth, WI      Residence: Holiday, FL  
 Major League Service: 0.000      Contract: Through 2012  
 Obtained: Selected in the 3rd round of the 2009 Draft out of Clemson

**COLORADO****HIGHLIGHTS**

**Named a co-winner (with Rex Brothers) of the Rockies annual Spring Training award for outstanding play, the Abby Greer Award, in his first Major League Spring Training in 2011...**over his first two full professional seasons in 2010 and 2011 has combined to hit .275 (287-for-1045) with 58 doubles, 12 triples, 31 home runs and 161 RBI...spent all of 2011 as Double-A Tulsa's first baseman and notched a career-high 19 home runs...**went to High-A Modesto for his first professional season in 2010 and led the club with 155 hits and 83 RBI...**named the Rockies 23rd-best prospect by *Baseball America* following the 2011 season.

**2011**

- After appearing in his first Major League Spring Training in 2011, spent the entire season at Double-A Tulsa as the club's regular first baseman...hit .241 (132-for-547) with 29 doubles, 4 triples, 19 home runs and 78 RBI in 136 games.
- Paulsen led the Drillers in doubles, was second on the club in RBI and third in home runs.
- Was more productive against right-handed pitchers (.267 average, 17 home runs, 61 RBI) than left-handed pitchers (.188 average, 2 home runs, 17 RBI).
- Named a Texas League Mid-Season All-Star with the Drillers...hit .253 (75-for-296) with 16 doubles, 9 home runs and 37 RBI prior to All-Star break...batted .227 (57-for-251) with 13 doubles, 10 home runs and 41 RBI after the break.
- Finished the 2011 season playing in the Arizona Fall League for the champion Salt River Rafters...hit .267 (24-for-90) with 8 doubles, 1 triple, 13 RBI and 12 runs in 22 games for the Rafters.

**2010:** In what was his first full professional season, Paulsen jumped straight to High-A Modesto, where he would go on to lead the Nuts in hits (155) and RBI...his .311 (155-for-498) was the third-highest average on the club, trailing only Jordan Pacheco (.321) and James Cesario (.316)...played first base in 124 of his 130 games and finished the year with a .990 fielding percentage...his 29 doubles were the second-most on the club, while his 12 home runs were tied with Tim Wheeler for the second-most among Nuts players...led the club with 130 games played...batted .278 (42-for-151) with 5 home runs vs. lefties, compared to .326 (113-for-347) with 7 home runs vs. right-handers...hit .271 (45-for-166) with runners in scoring position and .326 (77-for-236) with the bases empty.

**2009:** Played his first professional season with Tri-City as the club's regular first baseman...hit .280 (49-for-175) in 44 games...hit .298 (14-for-47) with runners in scoring position on the season.

**COLLEGE:** Hit .367 with 95 hits, 18 doubles, 4 triples, 13 home runs and 61 RBI for the Clemson Tigers in 2009...he led the Tigers in batting average, hits, doubles, home runs, RBI, slugging percentage (.618), on-base percentage (.435) and total bases (160)...also led the Tigers in runs, hits, doubles and total bases as a sophomore in 2008...Paulsen was rated as the fifth-best prospect in the state of South Carolina, and 110th-best prospect overall among players available for the draft by *Baseball America*...he was also rated as the fifth-best first base prospect available for the draft by *Baseball America*...a 3-year starter at Clemson, Paulsen has hit 31 home runs in his three seasons as a Tiger.

**PERSONAL:** Signed by Rockies scout Jay Matthews...was an all-state selection in the state of Georgia as a senior at Kell High School in 2006.

**PAULSEN'S CAREER RECORD**

Year	Team	AVG	G	AB	R	H	2B	3B	HR	RBI	SAC	SF	HBP	BB	IBB	SO	SB	CS	GIDP	OBP	SLG
2009	Tri-City	.280	44	175	28	49	10	2	1	25	0	3	1	12	0	32	2	1	5	.325	.377
2010	Modesto	.311	130	498	65	155	29	8	12	83	0	7	3	33	3	113	5	4	10	.353	.474
2011	Tulsa	.241	136	547	69	132	29	4	19	78	2	4	4	40	6	132	2	3	8	.296	.413
<b>Minor League Totals</b>		<b>.275</b>	<b>310</b>	<b>1220</b>	<b>162</b>	<b>336</b>	<b>68</b>	<b>14</b>	<b>32</b>	<b>186</b>	<b>2</b>	<b>14</b>	<b>8</b>	<b>85</b>	<b>9</b>	<b>277</b>	<b>9</b>	<b>8</b>	<b>23</b>	<b>.323</b>	<b>.433</b>

**ABBY GREER AWARD**

Each year, the Rockies honor a spring training MVP with the Abby Greer Award, named after six-year-old Abby Greer, who tragically lost her life in an accident following a Rockies game on Aug. 26, 2002...the award began in 2004 with Luis Gonzalez as the inaugural recipient...Cory Sullivan (2005), Ian Stewart (2006), Troy Tulowitzki (2007), Jayson Nix (2008), Ryan Spilborghs (2009), Jonathan Herrera (2010 shared) and Mike Paulk (2010 shared) and Ben Paulsen (2011) and Rex Brothers (2011 shared) have won the award the last seven years...the trophy is a mountain-shaped slab of flagstone and is inscribed with the following words:

*This annual award, presented at the conclusion of spring training, is dedicated to the memory of a young Rockies fan, Abby Greer. The recipient of this award best represents Abby's love of the game, her pursuit of perfection, and her desire to be the best she could be, whether it was climbing trees or playing sports.*





# 13 DREW POMERANZ LHP

Ht: 6-5      Wt: 240      B/T: R/L      Age: 23  
 Born: Nov. 22, 1988 in Collierville, TN      Residence: Collierville, TN  
 Major League Service: 0.018      Contract: Through 2012  
 Obtained: Trade from Cleveland for RHP Ubaldo Jimenez on July 31, 2011

## COLORADO

### HIGHLIGHTS

Pomeranz will make his first appearance at Major League Spring Training in 2012...the Southpaw made four starts for Colorado after being acquired in the trade that sent RHP Ubaldo Jimenez to Cleveland...**made his Major League debut 9/11/11 vs. CIN, tossing 5.0 shutout innings to earn his first MLB win...became the seventh starter in Rockies history to win his MLB debut and the third to do so without allowing a run...attended Ole Miss where he went 9-2, 2.24 (100.2 ip, 25 er) in his junior year in 2010, leading him to being named the SEC Pitcher of the Year...his 139 Ks as a junior at Ole Miss were third-most in D-I baseball...was selected by the Indians in the first round, fifth overall, in the 2010 Draft...originally selected by Texas in the 12th round of the 2007 Draft but attended Mississippi instead...named the Rockies No.1 prospect by *Baseball America* prior to the 2012 season.**

#### 2011

- Made his Major League debut with the Rockies this season, not even one month after being traded from Cleveland to the Rockies in the Ubaldo Jimenez deal.
- Made two starts in the Minor Leagues with Double-A Tulsa before getting his Major League call up on 9/11.
- Began his first season in professional baseball as a member of the Cleveland Indians...his first stop this season he made 15 starts for High-A Kinston...following that stop, he made three starts for Double-A Akron prior to being traded.
- Became the fifth Rockie to make his Major League debut in 2011, joining Bruce Billings, Rex Brothers, Alan Johnson and Juan Nicasio, when he started 9/11 vs. CIN, tossing 5.0 shutout innings in his first Major League win...Pomeranz is the seventh starting pitcher in franchise history to win his Major League debut (including Juan Nicasio earlier in 2011) and he's the third Colorado pitcher to do so without allowing a run...Mark Brownson (July 21, 1998 at Houston) and Jason Jennings (Aug. 23, 2001 at New York) tossed shutouts in their big league debuts.
- Made two starts with Double-A Tulsa after officially being acquired by the Rockies from the Indians on 8/17...in those two starts Pomeranz went 1-0 with a 0.00 ERA (10.0 ip, 0 er) with 7 strikeouts, no walks and holding opponents to a .063 batting average (2-for-32).
- Was named the Carolina League Pitcher of the Week (4/18/11), a Carolina League Mid-Season All-Star and was also named a Futures Game Selection.
- In the three stops in the Minors, had a season record of 4-3 with a 1.78 ERA (101.0 ip, 20 er) with 119 strikeouts and just 38 walks while holding opponents to a .189 (68-for-359) average against.
- MLB.com named Pomeranz the No. 24 overall prospect, and top Rockies pitching prospect heading into 2012.


**2010:** Did not pitch competitively in 2010 after being selected by the Indians in the first round (5th overall) in the First-Year Player Draft...Pomeranz did play in the Fall Instructional League in Goodyear, AZ.

**COLLEGE:** During his junior season in 2010 he went 9-2 with a 2.24 ERA (100.2 ip, 25 er) with 49 walks and 139 strikeouts in 16 starts while limiting opposing batters to a .195 average against...his 139 strikeouts were third-most of any NCAA Division I pitcher (second-most in single-season in Ole Miss history) as he averaged 12.43 batters per 9.0 innings pitched...in his junior season at Ole Miss he was named the Southeastern Conference (SEC) Pitcher of the Year, First-Team SEC, First-Team All-South Region (ABCA), a Dick Howser Trophy Finalist, All-America honors from the National Collegiate Baseball Writers Association and Collegiate Baseball Newspaper and was a Finalist for the USA Baseball Golden Spikes Award...went 8-4 with a team-low 3.40 ERA among starters as a sophomore in 2009 and was named Second-Team All-SEC...posted double-digit strikeouts in seven of his final eight regular season starts his sophomore season...as a freshman was named a Freshman All-American and All-SEC Freshman after making 17 appearances/11 starts.

**PERSONAL:** Thomas Andrew Pomeranz...drafted by Cleveland in the first round, fifth overall, in the 2011 First-Year Player Draft...first drafted by the Texas Rangers in the 12th round of the 2007 MLB Draft but decided to attend the University of Mississippi...older brother, Stuart, was drafted in the second round of the 2003 Draft by the St. Louis Cardinals out of high school and pitches in the minor leagues...father, Mike, lettered four years at Ole Miss and was selected in the 13th round of the 1988 Draft by Minnesota...uncle, Pat, also lettered four years at Ole Miss and was selected in the 18th round of the 1983 Draft by the Chicago White Sox...signed by Indians scout Chuck Bartlett, who played with Drew's father at Ole Miss...in four seasons at Collierville High School posted a record of 20-6 with 11 saves, a 2.21 ERA and 312 strikeouts to 91 walks in 181.0 innings pitched.

#### POMERANZ'S CAREER RECORD

Year	Team	W	L	ERA	G	GS	CG	SHO	GF	SV	IP	H	R	ER	HR	HB	BB	IBB	SO	WP	BK
2011	Kinston	3	2	1.87	15	15	0	0	0	0	77.0	56	22	16	2	1	32	0	95	6	0
	Akron	0	1	2.57	3	3	0	0	0	0	14.0	10	4	4	1	0	6	0	17	0	0
	Tulsa	1	0	0.00	2	2	0	0	0	0	10.0	2	0	0	0	0	0	0	7	0	0
	<b>COLORADO</b>	<b>2</b>	<b>1</b>	<b>5.40</b>	<b>4</b>	<b>4</b>	<b>0</b>	<b>0</b>	<b>0</b>	<b>0</b>	<b>18.1</b>	<b>19</b>	<b>11</b>	<b>11</b>	<b>0</b>	<b>1</b>	<b>5</b>	<b>0</b>	<b>13</b>	<b>1</b>	<b>0</b>
	<b>Major League Totals</b>	<b>2</b>	<b>1</b>	<b>5.40</b>	<b>4</b>	<b>4</b>	<b>0</b>	<b>0</b>	<b>0</b>	<b>0</b>	<b>18.1</b>	<b>19</b>	<b>11</b>	<b>11</b>	<b>0</b>	<b>1</b>	<b>5</b>	<b>0</b>	<b>13</b>	<b>1</b>	<b>0</b>
	<b>Minor League Totals</b>	<b>4</b>	<b>3</b>	<b>1.78</b>	<b>20</b>	<b>20</b>	<b>0</b>	<b>0</b>	<b>0</b>	<b>0</b>	<b>101.0</b>	<b>68</b>	<b>26</b>	<b>20</b>	<b>3</b>	<b>1</b>	<b>38</b>	<b>0</b>	<b>119</b>	<b>6</b>	<b>0</b>



# 54 ZACH PUTNAM RHP

Ht: 6-1 Wt: 225 B/T: R/R Age: 24/25  
 Born: July 3, 1987 in Rochester, MI Residence: Ann Arbor, MI  
 Major League Service: 0.016 Contract: Through 2012  
 Obtained: Trade from Cleveland for RHP Kevin Slowey January 20, 2012

## COLORADO

### HIGHLIGHTS

Putnam joins Colorado after spending his first four professional seasons in the Cleveland organization...**2012 marks his first invitation to Major League Spring Training**...was called up to the Majors in September of 2011 and made eight relief appearances, going 1-1 with a 6.14 ERA (7.1 ip, 5 er)...**made his Major League debut 9/13**, tossing 1.0 inning and allowing two earned runs...pitched in the Arizona Fall League in 2009...played three seasons at the U of Michigan and **earned two spots on All-Big Ten Teams, both as a pitcher and as a DH in his final two seasons...hit 19 home runs and drove in 114 runs in 132 career games at Michigan.**

#### 2011

- Spent the entire season at Triple-Columbus before receiving a late call-up to the Major Leagues on 9/13, his first taste of big league action...went 6-3 with 9 saves and a 3.65 ERA in 44 relief appearances (69.0 ip, 28 er) and recorded 2 saves in two International League playoff outings (2.0 ip, 0 r).
- On the year he limited left-handed batters to a .205 (23-112) average against and held Triple-A hitters to a .194 (14-for-72) overall mark with RISP and a .111 (4-36) mark with RISP and 2 outs.
- Contract purchased on 9/13 and made his Major League debut that night at TEX (1.0 ip, 2 er).
- Picked up first Major League win on 9/24 vs. MIN (1.1 ip, 1 h, career-high 3K)...did not walk a batter in 7.1 ip with nine strikeouts...last 4 games posted an ERA of 2.25 (4.0 ip, 1 er)...five of his eight outings with Cleveland were scoreless.
- Named the 10th-best prospect in the Indians organization entering 2012 according to *Baseball America*.

**2010:** Split the year between Double-A Akron and Triple-A Columbus and was a combined 4-2 with a 3.69 ERA in 37 games/7 starts...started the year in the Akron rotation and went 2-1 with a 4.86 ERA in 7 starts (33.1 ip, 18 er) and was converted to relief on 5/15 and made his final 13 appearances for the Aeros in that role...promoted to Columbus on 7/18...at Columbus 12 of his final 17 outings were scoreless and over his last 10 games he did not allow an earned run (14.1 ip, 15 k)...over his last 12 outings, his ERA was 1.04 (17.1 ip, 2 er)...counting his Akron relief role change and Columbus stint his ERA was 2.76 (42.1 ip, 13 er) on the year in relief...did not allow a run in his five IL playoff appearances (5.0 ip).

**2009:** Started the year in the Kinston rotation and was 2-0 with a 4.13 ERA in 5 starts (24.0 ip/11 er) before being promoted to Double-A Akron on 5/4 and spent the remainder of the season in a relief role for the Aeros...did not allow a run in 7 of his 8 May appearances upon joining Akron, going 1-0 with a 1.93 ERA (14.0 ip, 3 er)...was 1-0 with a 1.80 ERA in eight July games...in his 16 second half outings was 3-0 with a 2.54 ERA (28.1 ip, 8 er)...did not allow a run over his final four regular season outings...was 1-0 with a 0.00 ERA in three Eastern League playoff games (4.1 ip, 2 h, 0 r, 3 k) for the Eastern League champs and then started five games in the Arizona Fall League.

**2008:** Made his professional debut and played three games for the Mahoning Valley Scrappers of the Short-Season New York-Penn League...went 0-1 with a 3.72 ERA in three starts, striking out eight and walking five in 9.2 ip.

**COLLEGE:** Went three seasons at Michigan, 2006-08...in 2008 he became the first player in conference history to earn two spots on the All-Big Ten team, earning recognition as a pitcher and designated hitter the last two seasons...the 2008 Big Ten Pitcher of the Year was 9-0 in 12 starts with a 2.58 ERA (76.2 ip, 22 er) and in his three seasons at UM the 6-2 right-hander was 23-7 with a 3.12 ERA in 40 games/36 starts (236.1 ip, 82 er)...the Ann Arbor, MI native finished his collegiate career sixth in Michigan history in wins and 10th in strikeouts as his 9-0 campaign in 2008 ranked as the third best single-season performance in the 142-year history of the program...Putnam hit .307 with 11 home runs and 51 RBI in 55 games in 2008 and was a career .307 hitter with 19 home runs and 114 RBIs in 132 games...helped Michigan win the Big Ten title in each of his three seasons and play in the NCAA Tournament each year.

**PERSONAL:** Steven Zachary Putnam...in 2004, led Pioneer High School (Ann Arbor) to its first ever state championship in school's history...graduated in 2005...rated No. 3 high school player in the country his senior season by *Baseball America*...ranked as the 50th overall draft prospect in 2008 by *Baseball America*...his father (Steve) played college baseball and football, and his brother (Dylan), pitched at Tulane and Michigan State...selected by Cleveland in the fifth round of the 2008 First-Year Player Draft...originally selected by Detroit in the 38th round of the 2005 First-Year Player Draft.

### PUTNAM'S CAREER RECORD

Year	Club	W	L	ERA	G	GS	CG	SHO	GF	SV	IP	H	R	ER	HR	HB	BB	IBB	SO	WP	BK
2008	Mahoning Valley	0	1	3.72	3	3	0	0	0	0	9.2	7	5	4	0	0	5	0	8	0	0
2009	Kinston	2	0	4.13	5	5	0	0	0	0	24.0	22	12	11	1	0	5	0	23	0	0
	Akron	4	2	4.13	33	0	0	0	9	2	56.2	59	29	26	2	1	18	3	57	1	0
2010	Akron	4	1	3.86	20	7	0	0	9	3	51.1	58	25	22	2	0	9	0	41	1	0
	Columbus	0	1	3.33	17	0	0	0	5	0	24.1	20	10	9	2	0	7	0	24	1	0
2011	Columbus	6	3	3.65	44	0	0	0	16	9	69.0	61	30	28	6	1	23	1	68	6	0
	<b>CLEVELAND</b>	<b>1</b>	<b>1</b>	<b>6.14</b>	<b>8</b>	<b>0</b>	<b>0</b>	<b>0</b>	<b>3</b>	<b>0</b>	<b>7.1</b>	<b>10</b>	<b>5</b>	<b>5</b>	<b>1</b>	<b>2</b>	<b>0</b>	<b>0</b>	<b>9</b>	<b>1</b>	<b>0</b>
<b>Major League Totals</b>		<b>1</b>	<b>1</b>	<b>6.14</b>	<b>8</b>	<b>0</b>	<b>0</b>	<b>0</b>	<b>3</b>	<b>0</b>	<b>7.1</b>	<b>10</b>	<b>5</b>	<b>5</b>	<b>1</b>	<b>2</b>	<b>0</b>	<b>0</b>	<b>9</b>	<b>1</b>	<b>0</b>
<b>Minor League Totals</b>		<b>16</b>	<b>8</b>	<b>3.83</b>	<b>122</b>	<b>15</b>	<b>0</b>	<b>0</b>	<b>39</b>	<b>14</b>	<b>235.0</b>	<b>227</b>	<b>111</b>	<b>100</b>	<b>13</b>	<b>2</b>	<b>67</b>	<b>4</b>	<b>221</b>	<b>9</b>	<b>0</b>



# 51 MATT REYNOLDS LHP

Ht: 6-5      Wt: 240      B/T: L/L      Age: 27/28  
 Born: Oct. 2, 1984 in Saint Charles, IL      Residence: Knoxville, TN  
 Major League Service: 1.046      Contract: Through 2012  
 Obtained: Selected in the 20th round of 2007 Draft out of Austin Peay State

## COLORADO

### HIGHLIGHTS

The left-hander will be making his third appearance in Major League Spring Training in 2012...**spent the entire 2011 season in the Rockies bullpen where he posted a 7.4% IRS pre-ASG, which was the third-lowest mark in Rockies history pre-ASG...that mark was also the third-lowest in the NL pre-ASG...made his Major League debut 8/19/10 at LAD...allowed the fewest hits per 9.0 ip among all Rockies in 2010 (5.00/9.0 IP)...as a set-up man with Modesto in 2009 allowed just seven earned runs in 49.0 ip before being promoted to Tulsa...made his professional debut in 2007 after being a 20th round selection...owns a 2.91 career ERA in 216 career professional appearances over five seasons...was named the Rockies 27th-best prospect in the organization by *Baseball America* following the 2009 season.**

### CAREER

- Made his Major League debut 8/19/10 at LAD...struckout one and got a fly out while stranding a runner on first on just six pitches in the no-decision.
- Has held lefties to a .256 (33-for-129) average with 36 strikeouts in his two professional seasons...right-handed hitters are hitting .208 (25-for-120) career against Reynolds.
- Opponents are batting just .233 (58-for-249) overall against him in his MLB career...that is the sixth-lowest mark in Rockies franchise history among relievers with at least 30 appearances.
- Earned his first career win in his 12th appearance of his career on 9/11/10 vs. ARI...earned his second career win with a scoreless 1.0 inning on 9/24/11 at HOU.
- Became the 17th pitcher in Rockies history to toss at least 73 games in a single-season in 2011.
- Became just the 10th Colorado Springs pitcher to be named to the Triple-A Pacific Coast League All-Star squad, when he led the PCL with 35 first half appearances in 2010.
- Following the 2008 campaign was named 27th-best prospect in the Rockies organization by *Baseball America*...also named the Rockies prospect with the best control by *Baseball America*.

### 2011

- Earned a spot in the Rockies bullpen out of Spring Training for his first appearance on an Opening Day roster.
- Allowed just four runs on eight hits from Opening Day until 6/6, a span of 16.1 innings pitched in 27 appearances...over those 27 outings struckout 22 and walked just four (12.1 K/9.0IP; 5.5 K/BB).
- Owned season-long 8.1 ip scoreless streak from 5/5-6/6...in that span opponents hit just .138 (4-for-29) and Reynolds recorded 10 strikeouts over the 8.1 innings pitched.
- Recorded a hold in five straight outings from 6/15-24...in those five allowed just two hits and one run in 4.2 innings (1.93 ERA, .133 opponent average).
- Had 18 holds in his 73 appearances in 2011, which ranked second on Rockies behind Betancourt's 22 holds...additionally, his 73 appearances were also the second-most by a Rockies pitcher last season (Belisle - 74).
- In his 73 appearances allowed more than one hit just nine times and allowed runs in just 16 of those 73 outings...in his 57 scoreless outings, held hitters to a .145 average and struckout 38 to walking just 14.
- Began season with 17 straight stranded runners (first inherited runner to score came on 6/11)...his 7.4% IRS pre-ASG was the third-lowest mark in Rockies history pre-All-Star break...that mark was also the third-lowest in the National League prior to the All-Star break.
- When pitching in back-to-back days (0 days' rest), recorded a 0.71 ERA (12.2 ip, 1 er) while striking out 10, walking four and holding opponents to a .128 batting average in 21 outings.
- Reynolds and Matt Belisle became the 17th and 18th Rockies in franchise history to appear in at least 73 games in a single-season in 2011.

### 2011

### HIGHS AND LOWS

### CAREER

3, June 3 at SF	Strikeouts	3, 3x, last: June 3, 2011 at SF
4, June 9 vs. LAD	Hits	4, June 9, 2011 vs. LAD
3, 2x, last: July 21 vs. ATL	Runs	3, 2x, last: July 21, 2011 vs. ATL
3, 2x, last: July 21 vs. ATL	Earned Runs	3, 2x, last: July 21, 2011 vs. ATL
2, 2x, last: August 26 at LAD	Home Runs	2, 2x, last: August 26, 2011 at LAD
2, 2x, last: September 24 at HOU	Walks	2, 2x, last: September 24, 2011 at HOU
1.1, 8x, last: August 17 vs. FLA	Innings (Reliever)	3.0, August 25, 2010 vs. ATL
8.1, May 5-June 6	Scoreless Inning Streak	8.1, May 5-June 6, 2011
1, 2x, last: September 24	Win Streak	1, 2x, last: September 24, 2011
2, April 1-July 21	Loss Streak	2, April 1-July 21, 2011

**2010:** Began the season with Triple-A Colorado Springs where he made 50 relief appearances...started the season with 18.2 scoreless innings for the Sky Sox...became just the 10th Colorado Springs pitcher to be named to the Triple-A Pacific Coast League All-Star squad...in his first season in the PCL, the lone all-star pitcher from Colorado Springs led the league with 35 appearances and the third-best strikeout to innings pitched ratio, 10.49 (47 strikeouts, 40.1 ip) in the first half of the season...in 50 relief appearances for Triple-A Colorado Springs, went 1-3, 2.62 (55.0 ip, 16 er) while earning seven saves and striking out 67 batters compared to walking just 16...made his Major League debut 8/19 at LAD...struck-out one and got a fly out while stranding a runner on first on just six pitches...earned his first career win in his 12th appearance of his career on 9/11 vs. ARI...allowed his first career runs 9/2 vs. PHI, allowing a grand slam to Chase Utley...was just his third hit allowed in 6.2 innings pitched to that point...had a career-high 3 strikeouts and 3.0 innings pitched 8/25 vs. ATL...threw 56 pitches and allowed his first walk...that same game Reynolds made his first professional plate appearance, drawing a walk...allowed a run in just three of his 21 outings this season...14 of his 21 outings were hitless and struckout at least one batter in 12 of the 21...did not allow a hit to a left-handed hitter in his final seven outings (0-for-11)...held left-handers to a season average of .152 (5-for-33)...held all hitters to just a .164 (10-for-61) average on the season...allowed just four hits in his final 12 games (8.2 ip) while striking out nine and walking just three...allowed one run (1.04 ERA) over those final 12 outings...held hitters to a .182 (6-for-33) average with runners on and to a .200 (4-for-20) average with runners in scoring position this season...recorded his first career hold on 9/19 at LAD tossing a perfect 0.2 innings...followed it up his next outing with his first career game finished 9/21 at ARI, tossing a perfect inning with one strikeout...allowed the fewest hits per 9.0 innings pitched among all Rockies (5.00 hits per 9.0 ip).

**MINOR LEAGUES 2009:** Split the season between High-A Modesto and Double-A Tulsa as a set-up man...began the season with Modesto and went 5-3 with 3 saves, a 1.29 ERA (49.0 ip, 7 er) and 58 strikeouts in 39 games...while with Modesto did not have an ERA over 1.81 in any of the four months...California League opponents hit just .190 (32-for-168) against him...was promoted to Tulsa in the middle of July and spent the remainder of the season there...went 1-2 with one save and a 4.21 ERA (25.2 ip, 12 er) in 21 games with the Drillers...did not allow a run in his first six appearances for Tulsa...allowed eight of the 12 earned runs he surrendered as a Driller in his last 5 appearances of the season...between the two stops, walked just 17 batters and struck out 87 batters...owned a 10.5 strikeout per 9.0 innings ratio on the season...following the campaign was named 27th-best prospect in the Rockies organization by *Baseball America*...also named the Rockies prospect with the best control by *Baseball America*...**2008:** Spent the entire season with Low-A Asheville as one of the club's relievers...finished tied for second on the team among relievers with 6 wins...was one of 3 regular Asheville relievers to own a sub-3.00 ERA (2.53)...allowed 8 earned runs in 14.1 innings in April and just 8 earned runs the rest of the season (1.69 ERA)...opponents hit .226 (49-for-217); lefties at .192 (15-for-78); righties at .245 (34-for-139)...**2007:** In his first professional season, Reynolds went 1-4, 3.60 (35.0 ip, 14 er) in 20 relief appearances...struckout 27 batters against just 4 walks and ranked fifth in the Northwest League with the lowest walks per 9.0 innings ratio (1.03).

**PERSONAL:** Matthew Paul Reynolds...wife, Laura (12/11/10)...signed by Rockies scout Scott Corman.

REYNOLDS' CAREER RECORD

Year	Team	W	L	ERA	G	GS	CG	SHO	GF	SV	IP	H	R	ER	HR	HB	BB	IBB	SO	WP	BK
2007	Tri-City	1	4	3.60	20	0	0	0	5	0	35.0	37	21	14	4	1	4	0	27	0	0
2008	Asheville	6	2	2.53	42	0	0	0	14	2	57.0	49	19	16	4	1	14	0	53	7	0
2009	Modesto	5	3	1.29	39	0	0	0	14	3	49.0	32	8	7	2	0	8	0	58	2	0
	Tulsa	1	2	4.21	21	0	0	0	9	1	25.2	23	12	12	3	1	9	0	29	2	0
2010	Colo. Springs	1	3	2.62	50	0	0	0	31	7	55.0	49	18	16	2	1	16	0	67	2	0
	COLORADO	1	0	2.00	21	0	0	0	2	0	18.0	10	4	4	2	2	5	0	17	1	0
2011	COLORADO	1	2	4.09	73	0	0	0	9	0	50.2	48	24	23	10	0	18	5	50	5	2
<b>Major League Totals</b>		<b>2</b>	<b>2</b>	<b>3.54</b>	<b>94</b>	<b>0</b>	<b>0</b>	<b>0</b>	<b>11</b>	<b>0</b>	<b>68.2</b>	<b>58</b>	<b>28</b>	<b>27</b>	<b>12</b>	<b>2</b>	<b>23</b>	<b>5</b>	<b>67</b>	<b>6</b>	<b>2</b>
<b>Minor League Totals</b>		<b>13</b>	<b>11</b>	<b>2.65</b>	<b>122</b>	<b>0</b>	<b>0</b>	<b>0</b>	<b>42</b>	<b>6</b>	<b>166.2</b>	<b>141</b>	<b>60</b>	<b>49</b>	<b>13</b>	<b>3</b>	<b>35</b>	<b>0</b>	<b>167</b>	<b>11</b>	<b>0</b>

CAREER TRANSACTIONS

- 2007: Drafted by Colorado in the 20th round of the First-Year Player Draft out of Austin Peay State University.
- 2010: Contract purchased from minors, 8/19.

CAREER BATTING

Year	Team	AVG	G	AB	R	H	2B	3B	HR	RBI	SH	SF	HB	BB	IBB	SO	SB	CS	GDP	SLG	OBP
2010	COLORADO	-	21	0	1	0	0	0	0	0	0	0	0	1	0	0	0	0	0	-	1.000
2011	COLORADO	.000	73	2	0	0	0	0	0	0	0	0	0	0	1	0	0	0	0	.000	.000
<b>Major League Totals</b>		<b>.000</b>	<b>94</b>	<b>2</b>	<b>1</b>	<b>0</b>	<b>0</b>	<b>0</b>	<b>0</b>	<b>0</b>	<b>0</b>	<b>0</b>	<b>0</b>	<b>1</b>	<b>0</b>	<b>1</b>	<b>0</b>	<b>0</b>	<b>0</b>	<b>.000</b>	<b>.333</b>

CAREER FIELDING

PITCHER	PCT	G-GS	PO	A	E	TC	DP
<b>Totals</b>	<b>1.000</b>	<b>94-0</b>	<b>2</b>	<b>10</b>	<b>0</b>	<b>12</b>	<b>0</b>



# 30 JOSH ROENICKE RHP

Ht: 6-3      Wt: 200      B/T: R/R      Age: 29/30  
 Born: Aug. 4, 1982 in Baltimore, MD      Residence: Sarasota, FL  
 Major League Service: 1.062      Contract: Through 2012  
 Obtained: Claimed off waivers from Toronto on June 2, 2011

## COLORADO

### HIGHLIGHTS

Will participate in Colorado's Major League Spring Training for the first time since being claimed off waivers from Toronto 6/2/11...**2012 will mark Roenicke's fourth Major League Spring Training**...in 2011 posted his career mark for ERA in a single-season with a 3.78...**Colorado marks the third organization Roenicke has been a part of in his professional career, including being a member of Cincinnati (2006-09) and Toronto (2009-10)**...**began his Rockies career with 10.1 scoreless innings pitched** from 8/7-9/5/11, that mark combined with a 1.1 inning streak to end 2010 with Toronto **set his career scoreless streak at 11.2 innings (9/25/10-9/5/11)**...**was originally selected in the 10th round of the 2006 Draft by Cincinnati out of UCLA**...also played football at UCLA from 2002-03.

### CAREER

- In his career has the lowest ERA against any division with a 1.93 ERA (14.0 ip, 3 er) against NL West opponents...he has struck out 12 and allowed just eight hits (.170 average, 8-for-47) career vs. the NL West.
- Earned his first, and only, career win 5/14/10 with 1.1 inning of relief for Toronto.
- Posted his lowest career ERA in 2011 with Colorado, putting up a 3.78 mark (16.2 ip, 7 er).
- In 64 career appearances, the right-hander has held hitters to a .258 (70-for-271) batting average, including holding right-handed hitters to a .234 (37-for-158) batting average against.

### 2011

- Began his sixth professional season with Toronto in Major League Spring Training...was optioned 3/13 and spent the beginning of the season with Triple-A Las Vegas before being claimed off waivers by Colorado and sent to Triple-A Colorado Springs 6/2.
- Between Triple-A Las Vegas and Colorado Springs he went 1-4 with a 4.58 ERA (53.0 ip, 27 er), 42 strikeouts and 22 walks in 29 outings.
- Joined the Rockies Major League club in early August...spent the first part of the season with Triple-A Colorado Springs after being claimed off waivers from Toronto on 6/2...made his Rockies debut with a scoreless 1.0 inning on 8/7.
- Started his stint with the Rockies with 10.1 scoreless innings pitched, which was tied for the second-longest streak by a Rockies relief pitcher this season...the streak, combined with the 1.1 scoreless innings he ended the 2010 season with Toronto with, added up to 11.2 innings pitched, a career-long streak for Roenicke.
- Roenicke did not allow a walk until his seventh appearance on the season, a span of 5.2 innings without a walk.
- Had one of the best months among Rockies relievers in August when he posted a 0.00 ERA (9.1 ip, 0 r/er) and allowed just five hits and four walks (.167 opponent average) while striking out eight batters.
- With four holds in his 19 appearances for the Rockies this season he doubled his career holds total...in his first four appearances as a Rockie, Roenicke recorded three holds, all coming in a six-day span from 8/8-13...over the three outings (2.1 ip) with a hold he allowed two hits and struckout three without allowing a run or a walk.
- Of the Rockies who finished the season with the club, Roenicke's .158 (3-for-19) opponent average against left-handed hitters was the second-lowest (Escalona - .135).
- In 13 of his 19 appearance he used 16-or-less pitches, allowing runs in just one of those 13.
- Finished the 2011 season with a 3.78 ERA, which was the lowest of his career for an entire season...his .233 (14-for-60) opponent average and six games finished also mark career-bests.

**2010:** Appeared in 16 games for the Blue Jays over two separate stints with the team...picked up his first Major League win 5/14 vs. TEX pitching 1.1 innings in a 16-10 win...in 16 games he allowed opposition to hit only .237 (18-for-76) and allowed seven hits to lefthanders as they were limited to a .219 average...on 9/10 pitched a career high 3.0 innings of relief (H, ER, 2K, HR)...recorded multiple strikeout outings in seven of 16 games, including three on two occasions...held

### 2011

### HIGHS AND LOWS

### CAREER

2, 3x, last: September 7 vs. ARI	Strikeouts	4, July 16, 2009 vs. MIL
2, 3x, last: September 22 at HOU	Hits	4, 2x, last: July 16, 2009 vs. MIL
3, September 22 at HOU	Runs	4, 2x, last: September 14, 2010 at BAL
3, September 22 at HOU	Earned Runs	4, May 8, 2010 at CWS
1, September 23 at HOU	Home Runs	1, 4x, last: September 23, 2011 at HOU
2, August 22 vs. HOU	Walks	4, May 14, 2010 vs. TEX
2.0, August 20 vs. LAD	Innings (Reliever)	3.0, 2x, last: September 10, 2010 vs. TB
10.1, August 7-September 5	Scoreless Inning Streak	11.2, September 25, 2010-September 5, 2011
None	Win Streak	1, May 14, 2010
None	Losing Streak	None



opponents to a .167 average at Rogers Centre...posted a career high nine wins for Triple-A Las Vegas which led the club...began the season by pitching 10.2 consecutive scoreless innings...in 24 of his 36 appearances pitched more than one inning and in 15 games pitched at least two innings.

**2009:** Acquired by Toronto on 7/31 along with INF Edwin Encarnacion and RHP Zachary Stewart from Cincinnati, in exchange for INF Scott Rolen...combined to go 0-0 with a 5.23 ERA in 24 games, between Cincinnati and Toronto...spent most of the 2009 season in the Cincinnati organization at Triple-A Louisville...appeared in 27 games, picking up 12 saves and a win, to go with a 2.57 ERA, while walking only six and striking out 32 in 28.0 innings of work for the Redbirds...was summoned to the Reds for a stretch between 6/18 and 7/16, pitching in 10 games, before being optioned back to Louisville...was recalled in time for a 7/29 appearance his final one as a Red before being traded...was not scored upon in his first six games with Reds in 2009, totaling 8.1 innings, a career high scoreless streak...in Cincinnati made a total of 11 appearances all in relief, pitching to a 2.70 ERA...made his Blue Jays debut on 8/2 at OAK, tossing 1.0 scoreless inning...was scored upon in eight of 13 outings with the Blue Jays, resulting in a 7.13 ERA...struck out 19 in his 17.2 frames, however he did add 12 walks...allowed left-handed hitters to a bat .351 over the course of the season, while limiting right-handed hitters to a .190 mark.

**2008:** In 57 appearances at Double-A Chattanooga and Triple-A Louisville combined to finish 6-2, 2.80 with 13 saves...among all Reds farmhands ranked tied for second in saves...was promoted following the International League playoffs...in the 10-inning, 3-2 victory on 9/13 at ARI became the 10th and final Reds player to make his Major League debut in 2008...in his Major League debut recorded his first career strikeout (Mark Reynolds).

**MINOR LEAGUES 2007:** At Single-A Sarasota and Double-A Chattanooga led all Reds Minor League pitchers with 24 saves...combined to finish 4-2, 2.31 in 46 relief appearances...in *Baseball America's* Best Tools issue was rated the best reliever in the Florida State League...was selected to participate in the Florida State League All-Star Game...began the season at Sarasota and in 27 appearances there went 2-1, 3.25 with 16 saves in 18 chances before he was promoted to Chattanooga on 6/21...finished the season 1-1, 0.95 with 8 saves in 9 save opportunities over 19 appearances for the Lookouts...did not allow a run in 16 of his 19 outings for Chattanooga...**2006:** In his first professional season combined to finish 2-0, 4.63 with 6 saves in 21 relief appearances for the Rookie League Gulf Coast Reds and Billings...opponents hit just .207...recorded 33 strikeouts in just 23.1 innings.

**COLLEGE:** In his final season at UCLA (2006) played in 45 games, starting 42 (in center field)...made 16 appearances as a relief pitcher...compiled a 2-3 record on the hill, posting a 3.46 ERA in 13.0 innings pitched; limited opponents to a .250 batting average and recorded 13 strikeouts...made three appearances in relief as a sophomore and 16 as a senior...compiled a career average at the plate of .262 (82-for-313) with 14 doubles, a triple, a home run and 45 RBI...had his best statistical season as a junior in 2005 when he hit .277 (33-for-119) with 6 doubles, a triple and 16 RBI...played two seasons (2002-03) on the Bruins football team as a wide receiver.

**PERSONAL:** Joshua James Roenicke...wife, Nikki...the couple had their first child, daughter Taytum, on 12/15/11...grew up in Grass Valley, CA and in 2001 graduated from Nevada Union High School...played baseball at UCLA...in 2002 and 2003 also played football for the Bruins...his father, Gary, and uncle, Ron, played in the Major Leagues...Gary is a scout with the Orioles and Ron is now the manager of the Milwaukee Brewers...was originally selected by Cincinnati in the 10th round of the 2006 First-Year Player Draft out of UCLA.

ROENICKE'S CAREER RECORD

Year	Team	W	L	ERA	G	GS	CG	SHO	GF	SV	IP	H	R	ER	HR	HB	BB	IBB	SO	WP	BK
2006	GCL Reds	1	0	1.17	7	0	0	0	4	0	7.2	8	2	1	0	1	3	1	9	1	0
	Billings	1	0	6.32	14	0	0	0	12	6	15.2	10	11	11	1	0	12	1	24	1	0
2007	Sarasota	2	1	3.25	27	0	0	0	25	16	27.2	23	10	10	1	1	15	2	41	1	0
	Chattanooga	1	1	0.95	19	0	0	0	15	8	19.0	12	3	2	0	0	6	0	15	0	0
2008	Chattanooga	4	2	3.27	22	0	0	0	19	10	22.0	21	10	8	2	0	12	1	28	1	0
	Louisville	2	0	2.54	35	0	0	0	12	3	39.0	34	11	11	2	0	14	3	43	8	0
2009	CINCINNATI	0	0	9.00	5	0	0	0	0	0	3.0	6	3	3	0	1	2	0	6	0	0
	Louisville	1	0	2.57	27	0	0	0	21	12	28.0	30	9	8	0	2	6	1	32	1	0
	CINCINNATI	0	0	2.70	11	0	0	0	2	0	13.1	13	4	4	0	0	4	0	14	1	0
	TORONTO	0	0	7.13	13	0	0	0	3	0	17.2	19	15	14	2	1	12	1	19	1	0
2010	Las Vegas	9	1	3.64	36	0	0	0	7	1	59.1	61	29	24	7	2	25	1	54	5	0
	TORONTO	1	0	5.68	16	0	0	0	3	0	19.0	18	15	12	1	2	13	0	18	1	0
2011	Las Vegas	1	3	6.04	16	0	0	0	3	0	22.1	25	21	15	3	2	15	0	20	3	0
	Colo. Springs	0	1	3.52	23	0	0	0	5	0	30.2	30	14	12	3	1	7	0	22	0	1
	COLORADO	0	0	3.78	19	0	0	0	6	0	16.2	14	7	7	1	1	7	1	12	0	0
<b>Major League Totals</b>		<b>1</b>	<b>0</b>	<b>5.17</b>	<b>64</b>	<b>0</b>	<b>0</b>	<b>0</b>	<b>14</b>	<b>0</b>	<b>69.2</b>	<b>70</b>	<b>44</b>	<b>40</b>	<b>4</b>	<b>5</b>	<b>38</b>	<b>2</b>	<b>69</b>	<b>4</b>	<b>0</b>
<b>Minor League Totals</b>		<b>22</b>	<b>9</b>	<b>3.38</b>	<b>226</b>	<b>0</b>	<b>0</b>	<b>0</b>	<b>123</b>	<b>56</b>	<b>271.1</b>	<b>254</b>	<b>120</b>	<b>102</b>	<b>19</b>	<b>9</b>	<b>115</b>	<b>10</b>	<b>288</b>	<b>21</b>	<b>1</b>

CAREER TRANSACTIONS

- 2008: Contract purchased from Minors, 9/9.
- 2009: Optioned to Triple-A Louisville, 3/31...recalled from Louisville, 6/17...optioned, 7/17...recalled, 7/26...traded to Toronto in exchange for INF Scott Rolen in a four-player deal, 7/31.
- 2010: Optioned to Triple-A Las Vegas, 4/1...recalled from Las Vegas, 4/27...optioned, 5/31...recalled for remainder of season, 9/5.
- 2011: Optioned to Triple-A Las Vegas, 3/13...claimed off waivers from Toronto by Colorado and sent to Minors, 6/2...recalled from Triple-A Colorado Springs, 8/7...optioned to Colorado Springs, 8/25...recalled for remainder of the season, 8/31.

CAREER FIELDING

PITCHER	PCT	G-GS	PO	A	E	TC	DP
Totals	.818	64-0	4	5	2	11	1



# 48 ESMIL ROGERS RHP

Ht: 6-1      Wt: 190      B/T: R/R      Age: 26/27  
 Born: Aug. 14, 1985 in Santo Domingo, DR      Residence: San Pedro de Macoris, DR  
 Major League Service: 1.135      Contract: Through 2012  
 Obtained: Signed as a non-drafted free agent on July 10, 2003

## COLORADO

### HIGHLIGHTS

**Esmil (ESS-mill) is in Major League Spring Training for the fifth time this spring...he is entering his ninth professional season, his sixth as a pitcher...made a career-high 13 starts for the Rockies in 2011...also made five relief outings for the Rockies...made his second consecutive Opening Day roster in 2011 as a member of the Rockies starting rotation for the first time in his career...was selected to the Major League roster on 11/20/07...is averaging 7.5 strikeouts per 9.0 innings in MLB career (47 games/22 starts)...made his MLB debut in a start on 9/12/10 at SD...was a Texas League All-Star in 2009, a year in which he pitched at three levels in the Rockies organization...began his career as an infielder in Colorado's system, but was converted to a pitcher in 2006...is 34-30, 4.65 (567.2 ip, 293 er) in 104 games/101 starts in the Minors.**

### CAREER

- The right-handed Rogers began his career as a middle infielder before being converted to a pitcher in 2006 as a member of Rookie Level Casper...has a career record of 34-30, 4.65 (567.2 ip, 293 er) in 104 games/101 starts in the Minors.
- Just three of his 104 Minor League appearances have been as a reliever though 25 of his 47 Major League appearances have come in relief.
- Is averaging 7.5 strikeouts per 9.0 innings in his MLB career (47 games/22 starts).
- Earned first MLB win 5/23/10 at KC...inherited bases loaded, one-out situation and induced double play after allowing base hit to first batter...earned first Coors Field win on 8/4/11 vs. WAS in 5.2 inning outing allowing one run.
- Made his Major League debut and first career start in the same game, 9/12/10 at SD.
- Has a career Major League record of 6-8 with a 6.24 ERA (114.0 ip, 79 er) in 22 career starts while going 2-1 with a 7.40 ERA (45.0 ip, 37 er) in 25 Major League career relief outings.
- Has made the Rockies Opening Day roster each of the last two seasons with 2011 being his first as a part of the Rockies starting rotation...he began the 2010 season on the Opening Day roster, but was optioned 4/16.

### 2011

- Rogers made 13 starts and five relief appearances for the Rockies, his third season in the Major Leagues...the 13 starts mark the most starts in a single-season.
- 2011 marked highs in nearly every category for Rogers...he topped his career marks in wins (6), innings pitched (83.0) and starts (13)...however, Rogers tallied career highs in walks (47), losses (6), opponent batting average (.320) and home runs allowed (14)...his 63 strikeouts in 2011 were just three short of his career mark of 66 that he set in 2010.
- Rogers began the season in the starting rotation and made five starts before seeing three relief outings in May and June...was placed on the 15-day disabled list with a right lat muscle strain 5/7 and returned 7/25...before returning to the rotation in August, Rogers made three appearances out of the bullpen following his return from the DL...Rogers finished the season as the long reliever out of the Rockies bullpen, making two relief outings in the season's final week.
- Had not been supported by more than three runs since his fourth start of 2011, 4/25 at CHC...the Rockies had given Rogers just 16 runs of support over his final 8 starts (3.09 RSA).
- Went 5-6 with a 6.28 ERA (71.2 ip, 50 er) in 13 starts for the Rockies...had his best outing in his first start of the season, 4/7 at PIT, where he allowed just one run on four hits and struckout a season-high seven batters in a season-high 7.1 innings...won five of his first six starts before being issued five losses in his final seven starts of the season.

**2010:** Was named to the Opening Day roster for the first time in his career but was optioned to the minors on 4/16 when the club purchased the contract of LHP Joe Beimel from Triple-A Colorado Springs...made five starts while Aaron Cook was on the disabled list, 8/8-31...went 1-0, 5.96 (25.2 ip, 17 er) in those five with 20 strikeouts and six walks...in his first appearance out of the bullpen after making five starts, struckout his only batter faced on four pitches with bases

2011	HIGHS AND LOWS	CAREER
7, 2x, last: August 26 at LAD	Strikeouts	7, 2x, last: August 26, 2011 at LAD
12, August 20 vs. LAD	Hits	12, August 20, 2011 vs. LAD
9, September 18 vs. SF	Runs	9, September 18, 2011 vs. SF
9, September 18 vs. SF	Earned Runs	9, September 18, 2011 vs. SF
4, September 18 vs. SF	Home Runs	4, September 18, 2011 vs. SF
7, August 14 at STL	Walks	7, August 14, 2011 at STL
7.1, April 7 at PIT	Innings (Starter)	7.1, April 7, 2011 at PIT
5.0, July 30 at SD	Innings (Reliever)	5.0, July 30, 2011 at SD
6.0, April 7	Scoreless Inning Streak	14.0, July 10-August 5, 2005
3, July 30-August 9	Win Streak	5, 2x, last: August 15-September 20, 2008
5, August 14-September 18	Losing Streak	5, August 14-September 18, 2011

**ROGERS CONTINUED**

loaded...started on 5/1 at SF (in place of De La Rosa)...with Jhoulys Chacin starting the following game against the Giants, the Rockies started a rookie pitcher in consecutive games for the first time that season...in fact, the Rockies had not started rookie pitchers in consecutive games since 9/20-21/07 when Ubaldo Jimenez and Franklin Morales started consecutive games for Colorado as rookies...earned first MLB win 5/23 at KC...inherited bases loaded, one-out situation and induced DP after allowing base hit...tossed a career-high 6.1 innings in his start 8/20 at ARI...was issued a no decision in that start but allowed just one run on six hits, one walk and six strikeouts...made the move between Colorado Springs and the big league club five times during the season and went 3-3, 5.75 (61.0 ip, 39 er) with the Sky Sox and 2-3, 6.13 (72.0 ip, 49 er) with the Rockies...drove in his first career RBI 8/8 at PIT when he went 2-for-3 with two doubles and also scored a run...played in the Dominican Winter League for the Lacey Tigers where he went 0-2, 12.79 (6.1 ip, 9 er) in 3 appearances/2 starts...walked 7 and struckout 5 in the DWL.

**2009:** Began his season as a member of Double-A Tulsa's starting rotation before being transferred to Triple-A Colorado Springs in early July...was a September call-up to the big leagues and made one appearance, a start on 9/12 at SD...with the Drillers he began the season by allowing 8 earned runs in his first 8.0 innings pitched before rebounding to allow just 18 earned runs over his final 86.1 frames before being sent to Triple-A...was a member of the Texas league All-Star squad...had a strikeout to walk ratio of 4.4 (83 so/19 bb), and allowed just 1.81 walks/9.0 ip while with the Drillers...transferred to Colorado Springs and went 3-5, 7.42 (60.2 ip, 50 er) in 12 games/11 starts...although, he did allow just 4 runs over his final 12.0 ip with the Sky Sox before earning his first big league promotion in September...made one appearance for the Rox during the club's stretch run...earned the start on 9/12 at SD and allowed 2 runs in 4.0 ip and took a no decision...combined between the three stops, Rogers went 11-7, 4.42 (159.0 ip, 78 er) in 28 games/27 starts...he struck out a total of 132 batters on the season.

**2008:** Set career highs in several categories while spending the entire season with High-A Modesto...set career bests in starts (25) innings pitched (143.2) and strikeouts (116), while holding opponents to a career low .264 (146-for-552) average...had 12 quality starts, including tossing a quality outing in each of his final 3 starts of the season...struckout 5 or more batters in 10 of his 25 starts.

**MINOR LEAGUES 2007:** In his second full season as a pitcher, went 7-4, 3.75 (117.2 ip, 49 er) in 19 games/18 starts...struckout 90 batters and issued 42 walks...12 of his 18 starts were quality outings...tossed at least 6.0 frames in 15 starts...posted a 2-0 record with a 2.66 ERA (47.1 ip, 14 er) over his first 8 games/7 starts...tossed his second career complete game on 7/22 vs. Charleston, pitching 9.0 innings and allowing 3 runs on 5 hits...that complete game victory sparked a 4-game winning streak for Rogers as he posted a 6-2 record through 8/9...**2006:** After spending his first three professional seasons as an infielder, was converted to a pitcher...posted a record of 3-6, 6.96 (63.1 ip, 49 er) in 15 games/starts for Rookie Level Casper...ranked second in the Pioneer League in starts...did not factor in the decision in his first career start, despite allowing just one earned run in 6.0 innings...was credited with a complete game in his final start of the season...tossed just 5.0 innings as the game was called due to power issues...**2005:** Spent third consecutive season in Colorado's Dominican Summer League and batted .190 (38-for-200) with 4 home runs and 17 RBI in 55 games...**2004:** Batted .227 with 7 doubles, 2 home runs and 23 RBI in 51 games in DSL...**2003:** Began pro career in DSL...batted .212 with one homer and 9 RBI in 34 contests.

**PERSONAL:** Signed by Rockies scouts Rolando Fernandez and Hector Roa.

**ROGERS' CAREER PITCHING RECORD**

Year	Team	W	L	ERA	G	GS	CG	SHO	GF	SV	IP	H	R	ER	HR	HB	BB	IBB	SO	WP	BK
2006	Casper	3	6	6.96	15	15	1	0	0	0	63.1	78	53	49	8	13	24	0	40	8	1
2007	Asheville	7	4	3.75	19	18	1	0	0	0	117.2	125	60	49	6	7	42	0	90	10	4
2008	Modesto	9	7	3.95	25	25	0	0	0	0	143.2	146	73	63	9	4	45	0	116	6	3
2009	Tulsa Drillers	8	2	2.48	15	15	0	0	0	0	94.1	87	30	26	2	6	19	0	83	3	1
	Colo. Springs	3	5	7.42	12	11	0	0	0	0	60.2	77	50	50	9	3	35	2	46	7	3
	<b>COLORADO</b>	<b>0</b>	<b>0</b>	<b>4.50</b>	<b>1</b>	<b>0</b>	<b>0</b>	<b>0</b>	<b>0</b>	<b>0</b>	<b>4.0</b>	<b>3</b>	<b>2</b>	<b>2</b>	<b>0</b>	<b>0</b>	<b>2</b>	<b>0</b>	<b>3</b>	<b>0</b>	<b>0</b>
2010	Colo. Springs	3	3	5.75	12	11	0	0	0	0	61.0	62	41	39	6	4	19	0	53	3	2
	<b>COLORADO</b>	<b>2</b>	<b>3</b>	<b>6.13</b>	<b>28</b>	<b>8</b>	<b>0</b>	<b>0</b>	<b>5</b>	<b>0</b>	<b>72.0</b>	<b>94</b>	<b>59</b>	<b>49</b>	<b>5</b>	<b>5</b>	<b>26</b>	<b>2</b>	<b>66</b>	<b>5</b>	<b>2</b>
2011	<b>COLORADO</b>	<b>6</b>	<b>6</b>	<b>7.05</b>	<b>18</b>	<b>13</b>	<b>0</b>	<b>0</b>	<b>1</b>	<b>0</b>	<b>83.0</b>	<b>110</b>	<b>65</b>	<b>65</b>	<b>14</b>	<b>6</b>	<b>47</b>	<b>5</b>	<b>63</b>	<b>5</b>	<b>1</b>
	Tulsa	0	1	2.25	1	1	0	0	0	0	4.0	5	3	1	1	0	1	0	2	0	1
	Colo. Springs	1	2	6.26	5	5	0	0	0	0	23.0	36	16	16	3	2	5	0	15	3	0
<b>Major League Totals</b>		<b>8</b>	<b>9</b>	<b>6.57</b>	<b>47</b>	<b>22</b>	<b>0</b>	<b>0</b>	<b>6</b>	<b>0</b>	<b>159.0</b>	<b>207</b>	<b>126</b>	<b>116</b>	<b>19</b>	<b>11</b>	<b>75</b>	<b>7</b>	<b>132</b>	<b>10</b>	<b>3</b>
<b>Minor League Totals</b>		<b>34</b>	<b>30</b>	<b>4.65</b>	<b>104</b>	<b>101</b>	<b>2</b>	<b>0</b>	<b>0</b>	<b>0</b>	<b>567.2</b>	<b>616</b>	<b>326</b>	<b>293</b>	<b>44</b>	<b>39</b>	<b>190</b>	<b>3</b>	<b>445</b>	<b>40</b>	<b>15</b>

**CAREER BATTING RECORD**

Year	Team	AVG	G	AB	R	H	2B	3B	HR	RBI	SH	SF	HB	BB	IBB	SO	SB	CS	GDP	SLG	OBP
2003	DSL Rockies	.212	34	118	10	25	3	0	1	9	1	1	0	3	0	35	1	1	5	.263	.230
2004	DSL Rockies	.227	51	176	13	40	7	1	2	23	4	1	2	6	0	48	2	3	6	.313	.259
2005	DSL Rockies	.190	55	200	23	38	5	1	4	17	3	2	4	18	0	73	13	8	2	.285	.268
2009	COLORADO	.000	1	1	0	0	0	0	0	0	0	0	0	0	0	0	0	0	0	.000	.000
2010	COLORADO	.167	31	18	2	3	2	0	0	1	3	0	0	0	0	7	0	0	0	.167	.278
2011	COLORADO	.259	22	27	2	7	1	0	0	0	4	0	0	0	0	12	0	0	0	.259	.296
<b>Position Player (MILB)</b>		<b>.209</b>	<b>140</b>	<b>494</b>	<b>46</b>	<b>103</b>	<b>15</b>	<b>2</b>	<b>7</b>	<b>49</b>	<b>8</b>	<b>4</b>	<b>6</b>	<b>27</b>	<b>0</b>	<b>156</b>	<b>16</b>	<b>12</b>	<b>13</b>	<b>.289</b>	<b>.256</b>
<b>Major League Totals</b>		<b>.217</b>	<b>54</b>	<b>46</b>	<b>4</b>	<b>10</b>	<b>3</b>	<b>0</b>	<b>0</b>	<b>1</b>	<b>7</b>	<b>0</b>	<b>0</b>	<b>0</b>	<b>0</b>	<b>19</b>	<b>0</b>	<b>0</b>	<b>0</b>	<b>.217</b>	<b>.283</b>

**CAREER TRANSACTIONS**

- 2003: Signed as a non-drafted free agent by Colorado, 7/10.
- 2007: Purchased from minors, 11/20.
- 2008: Optioned to Modesto, 3/10...recalled from Modesto, 10/1.
- 2009: Optioned to Tulsa, 3/9...recalled from Colorado Springs, 9/12 for remainder of the season.
- 2010: Optioned to Colorado Springs, 3/20...recalled from Colorado Springs, 4/4...optioned to Colorado Springs, 4/16...recalled from Colorado Springs, 5/1...optioned to Colorado Springs, 6/2...recalled from Colorado Springs, 7/1...optioned to Colorado Springs, 7/9...recalled from Colorado Springs, 8/8 for remainder of the season.
- 2011: On the 15-day disabled list with a strained right lat, 5/7-7/25...included two Minor League rehab stints, 6/9-18 and 7/8-25.

**CAREER FIELDING**

PITCHER	PCT	G-GS	PO	A	E	TC	DP
Totals	.947	47-22	18	18	2	38	3



# 20 WILIN ROSARIO

# C

**Ht:** 5-11      **Wt:** 215      **B/T:** R/R      **Age:** 23  
**Born:** Feb. 23, 1989 in Bonao, DR      **Residence:** Bonao, DR  
**Major League Service:** 0.023      **Contract:** Through 2012  
**Obtained:** Signed as a non-drafted free agent on February 13, 2006

## COLORADO

### HIGHLIGHTS

Wilin Rosario (wih-LEAN roh-SORRY-oh) made his Major League debut with Colorado on 9/6/11 vs. ARI and notched his first MLB hit on 9/7 vs. ARI (single) off Joe Saunders...had seven extra-base hits and a .463 slugging percentage in his first 16 MLB games in 2011...one of the Rockies top young prospects, Rosario was recently rated by *Baseball America* as the Rockies No. 4 prospect, and top catching prospect in the Colorado system...for the second-straight season, Rosario set a career high in home runs, as his 21 at Tulsa in 2011 broke his 2010 mark of 19, also at Tulsa...his .552 slugging percentage in 2010 was the best mark among Rockies farmhands...participated in the 2010 and 2011 All-Star Futures Game...named to the Topps Double-A All-Star team following the 2010 season, and was the youngest player on the Double-A squad...named the No. 6 prospect in the Texas League following the 2011 season by *Baseball America*...the same publication rated him the top prospect in the Pioneer League following the 2008 season.

#### 2011

- Made the jump from Double-A Tulsa to the Majors when he had his contract selected by Colorado on 9/6, the day he made his Major League debut...went 0-for-3 with a walk and a run in his MLB debut on 9/6 vs. ARI.
- Notched his first two MLB hits, single then a solo home run, as he went 2-for-4 on 9/7 vs. ARI.
- In 16 games in the Majors with Colorado, Rosario batted .204 (11-for-54) with 3 doubles, a triple, 3 home runs and 8 RBI...started at catcher for Colorado in 14 games, committing just one error in 123.0 innings behind the plate.
- Spent the first five months of the 2011 season at Double-A Tulsa as the club's regular catcher...hit .249 (101-for-405) with 15 doubles, 3 triples, 21 home runs and 48 RBI in 102 games for Tulsa...21 HR were a new personal best.
- Rosario was both a Texas League Mid-Season and Post-Season All-Star in 2011...additionally, Rosario was a Futures Game Selection for the second-straight season.
- Rosario caught five of the eight attempted base stealers against him in the Majors with Colorado...Rosario was 34-for-90 (37.8 percent) in catching attempted base stealers with Double-A Tulsa in 2011.
- With Rosario's 21 home runs for Double-A Tulsa in 2011, he has now slugged 40 home runs at the Double-A level over the last two seasons...Rosario had 19 home runs in 73 games for Tulsa in 2010.

**2010:** Spent the entire season at Double-A Tulsa as a 21-year-old catcher...his 19 home runs led the Drillers, and were the seventh-most in the Texas League despite having just 270 at-bats...led the Drillers, as well as all Rockies Minor League players with a .552 slugging percentage in 2010...his 52 RBI were still the third-most on the club despite playing just 73 games...was batting .291 with 3 doubles, 9 home runs and 25 RBI in 21 games following the All-Star break before suffering the injury...combined to bat .311 (41-for-132) with 13 home runs and 33 RBI in 35 games from June-July...had a season high .743 slugging percentage in July...was named the Topps Texas League Player of the Month for July...named to the Topps Double-A All-Star team as the club's catcher, an award that awards all of Baseball's best at each Minor League level...Rosario was the youngest player on the Double-A team...named to the Texas League Postseason All-Star team.

**2009:** In his first full professional season, Rosario spent the season as one of Single-A Modesto's regular catcher's...played in just 56 games due to injury...hit .266 (54-for-203) with 18 extra base hits and 33 RBI in 58 games...played his last game of the season on 7/28...hit .319 (22-for-69) with 13 RBI following the All-Star break, compared to .239 (32-for-134) prior to the All-Star break...named Rockies No. 4 prospect by *Baseball America* following the season.

**2008:** Spent the entire season with Casper and led the Ghosts in home runs (12), RBI (49), runs (48), hits (83) and extra-base hits (30)...was named to the Pioneer League Postseason All-Star team as well as the top prospect in the Pioneer League by *Baseball America*...was named the Rockies Organizational Co-Player of the Month along with OF Charles Blackmon for the month of July when he hit .355 (39-for-110) with 5 home runs and 19 RBI in 27 games during the month...was named the Pioneer League Player of the week for the week of 7/13 when he .536 (15-for-28) with 3 home runs and 6 RBI in 6 games for the week.

**2007:** Appeared in 34 games and batted .209 (24-115) with 2 home runs and 9 RBI for Casper.

**2006:** The Rockies' starting catcher batted .249 with 3 home runs and 25 RBI in his first pro season.

**PERSONAL:** Signed by Rockies scout Rolando Fernandez.

### ROSARIO'S CAREER RECORD

Year	Team	AVG	G	AB	R	H	2B	3B	HR	RBI	SAC	SF	HBP	BB	IBB	SO	SB	CS	GIDP	OBP	SLG
2006	Rockies (DSL)	.249	62	213	28	53	7	0	3	25	1	1	3	16	0	56	5	2	5	.309	.324
2007	Casper	.209	34	115	11	24	4	0	2	9	0	0	1	11	0	38	2	2	3	.283	.296
2008	Casper	.316	66	263	48	83	15	3	12	49	0	3	1	24	0	57	4	3	5	.371	.532
2009	Modesto	.266	58	203	17	54	12	2	4	33	3	5	1	10	0	55	2	1	4	.297	.404
2010	Tulsa	.285	73	270	42	77	13	1	19	52	2	1	3	21	2	57	1	0	9	.342	.552
2011	Tulsa	.249	102	405	52	101	15	3	21	48	0	1	1	19	0	91	1	2	15	.284	.457
	<b>COLORADO</b>	<b>.204</b>	<b>16</b>	<b>54</b>	<b>6</b>	<b>11</b>	<b>3</b>	<b>1</b>	<b>3</b>	<b>8</b>	<b>0</b>	<b>1</b>	<b>0</b>	<b>2</b>	<b>0</b>	<b>20</b>	<b>0</b>	<b>0</b>	<b>1</b>	<b>.228</b>	<b>.463</b>
	<b>Major League Totals</b>	<b>.204</b>	<b>16</b>	<b>54</b>	<b>6</b>	<b>11</b>	<b>3</b>	<b>1</b>	<b>3</b>	<b>8</b>	<b>0</b>	<b>1</b>	<b>0</b>	<b>2</b>	<b>0</b>	<b>20</b>	<b>0</b>	<b>0</b>	<b>1</b>	<b>.228</b>	<b>.463</b>
	<b>Minor League Totals</b>	<b>.267</b>	<b>395</b>	<b>1469</b>	<b>198</b>	<b>392</b>	<b>66</b>	<b>9</b>	<b>61</b>	<b>216</b>	<b>6</b>	<b>11</b>	<b>10</b>	<b>101</b>	<b>2</b>	<b>354</b>	<b>15</b>	<b>10</b>	<b>41</b>	<b>.316</b>	<b>.449</b>

ROSARIO



**64 ROB SCAHILL RHP**

Ht: 6-2      Wt: 220      B/T: L/R      Age: 25  
 Born: Feb. 15, 1987 in DuPage, IL      Residence: Lombard, IL  
 Major League Service: 0.000      Contract: Through 2012  
 Obtained: Selected in the 8th round of the 2009 Draft out of Bradley

**COLORADO****HIGHLIGHTS**

The right-hander will be entering his fourth professional season in 2012 and **will make his first appearance at Major League Spring Training** after spending 2011 with Double-A Tulsa...**finished the 2011 season leading the Drillers in wins (12), starts (26), innings pitched (160.2) and strikeouts (104)**...his 3.92 ERA in 2011 was also the lowest among all Tulsa starters...**his 160.2 innings pitched were third-most in all of Double-A ball in 2011**...participated in the Arizona Fall League following the 2011 season and **was named an AFL Rising Star**...was rated as the 15th-best prospect in the Rockies system by *Baseball America* following the 2010 season...**was originally selected by the New York Yankees in the 48th round of the 2008 First-Year Player Draft but decided to continue playing at Bradley University.**

**2011**

- Spent his third professional season with Double-A Tulsa where he led the team in wins (12), starts (26), innings pitched (160.2) and strikeouts (104) while leading all starting pitchers in ERA (3.92)...additionally, he finished in the top-3 in all of Double-A ball in both wins (T3rd) and innings pitched (3rd).
- Made 26 straight starts for the Drillers before making his only relief appearance in his final outing of the season...in that relief outing still tossed 6.0 innings allowing just two runs to earn his 12th win of the season...tossed a complete game 8/7 vs. Springfield, his second career complete game in a 7.0 inning outing...in the complete game he allowed just one run and two walks on eight hits.
- In the second-half of the season, the right-hander posted a 8-6 record with a 3.50 ERA (82.1 ip, 32 er) with 54 strikeouts and 30 walks while holding opponents to a .265 batting average.
- At the plate for the Drillers collected a .250 (6-for-24) batting average with a double, a triple and four RBI.
- Played for the Salt River Rafters in the Arizona Fall League following the Drillers' season...pitched in 11 games for the Rafters, all coming in relief, going 2-0 with a 7.36 ERA (11.0 ip, 9 er) while walking just three and striking out 14...allowed runs in just four of his 11 outings for the Rafters and held opponents hitless in four of the 11 games...following the AFL season was named an Arizona Fall League Rising Star.

**2010:** Was an everyday starter for High-A Modesto...had the third-most innings among all Nuts and the fourth-most in the Cal League...his 140 strikeouts were second on the team and fourth in the Cal League...was named the Cal League Pitcher of the Week, 7/19...tossed his first career complete game 7/15...finished with the third-most strikeouts in the Rockies organization...rated as the 15th-best prospect in the Rockies system by *Baseball America* following the season.


**2009:** Pitched as a member of the Tri-City starting rotation in his first professional season...did not allow more than three earned runs in any of his final nine starts of the season.

**COLLEGE:** Played four seasons at Bradley University where he was awarded the Mike Dunne Award as Bradley's top pitcher in 2009, his senior season after going 3-3 with a 4.05 ERA (60.0 ip, 27 er) in 10 starts and one complete game shutout for the Braves...sat out the entire 2007 season with a medical redshirt...tossed 83.2 innings and went 4-6 in his junior season in 2008 while holding hitters to a .244 average against, the lowest mark of his collegiate career...was named the Missouri Valley Pitcher of the Week, 2/25/08...also played in the Great Lakes League in the summer of 2008 where he was named the No. 10 prospect in the GLL by *Baseball America*.

**PERSONAL:** Signed on June 16, 2009 by Rockies scout Mark Germann...originally selected in the 48th round of the 2008 Draft by the Yankees...graduated from Willowbrook (IL) High School where he played baseball, basketball and football...on the diamond, Scahill was an honorable mention all-state pick after helping Willowbrook to the regional finals...he hit .480 with two home runs and 22 RBI's his senior season in 2005...named the 2005 Villa Park Argus Player of the Year.

**SCAHILL'S CAREER RECORD**

Year	Team	W	L	ERA	G	GS	CG	SHO	GF	SV	IP	H	R	ER	HR	HB	BB	IBB	SO	WP	BK
2009	Tri-City	1	4	3.14	15	15	0	0	0	0	63.0	58	30	22	2	8	20	0	58	7	0
2010	Modesto	10	7	4.73	27	27	1	0	0	0	156.0	173	91	82	9	10	59	0	140	13	0
2011	Tulsa	12	11	3.92	27	26	1	0	1	0	160.2	164	81	70	12	5	60	0	104	16	0
<b>Minor League Totals</b>		<b>23</b>	<b>22</b>	<b>4.12</b>	<b>69</b>	<b>68</b>	<b>2</b>	<b>0</b>	<b>1</b>	<b>0</b>	<b>379.2</b>	<b>395</b>	<b>202</b>	<b>174</b>	<b>23</b>	<b>23</b>	<b>139</b>	<b>0</b>	<b>302</b>	<b>36</b>	<b>0</b>



# 19 MARCO SCUTARO INF

**Ht:** 5-10      **Wt:** 185      **B/T:** R/R      **Age:** 36  
**Born:** Oct. 30, 1975 in San Felipe, VZ      **Residence:** San Felipe, VZ  
**Major League Service:** 8.138      **Contract:** Through 2012  
**Obtained:** Trade from Boston for RHP Clayton Mortensen on Jan. 21, 2012

## COLORADO

### HIGHLIGHTS

Comes to Colorado after batting a career-best .299 in 113 games for Boston in 2011...**hit .301 as a shortstop in 2011, best by a Boston shortstop since Nomar Garciaparra hit a slightly higher .301 in 2003**...has batted .275 or better in each of the last three seasons, since 2009 with Toronto...**had career-best 12 home runs, 60 RBI in 2009 with Toronto...in 2009, finished 7th in AL in walks (90), 11th in runs (100) and T-11th in AL by reaching base safely 256 times**...his 99 doubles since the 2009 season are the fifth-most among Major League middle infielders (2B/SS)...**had 4 doubles during the 2006 Division Series with Oakland, tying a Division Series record for doubles in a series...his 4 RBI during 2006 Division Series on 10/6 vs. MIN tied an Oakland postseason record for a single game**...had career-long 12-game hit-streak 4/9-21/04 with OAK.

### CAREER

- Veteran of 10 Major League seasons with the Mets (2002-03), A's (2004-07), Blue Jays (2008-09) and Red Sox (2010-11).
- Has played every position but pitcher, catcher and center field in his Major League career...has seen the majority of his action at shortstop (656 games), second base (324 games) and third base (98).
- Owns a .974 career fielding percentage at shortstop, .992 fielding percentage at second base and a .943 mark at third base...Scutaro's .992 career fielding percentage at second base is the second-best mark among active players with at least 300 games at the position, trailing only Placido Polanco (.993).
- Hit a career-best .299 with Boston in 2011...hit .301 as a shortstop, the best single season batting average for a Boston shortstop since Nomar Garciaparra hit .301 in 2003.
- In his first season with Boston in 2010, Scutaro set career-highs in games (150), at-bats (632), hits (174) and doubles (38).
- Set the majority of his career-best numbers in his final season with Toronto in 2009, including: runs (100), home runs (12), RBI (60, T-1st with 2008), walks (90), stolen bases (14), on-base percentage (.379) and OPS (.789).
- Saw only postseason action with the A's in 2006...tied a Division Series record with 4 doubles and tied for the most RBI in the DS that year with 6...4 RBI on 10/6/06 vs. MIN in DS are tied for an Oakland postseason record.
- Has reached the 20-double mark seven times in his career, including four straight seasons since 2008.
- Scutaro (214 career 2B) is one of six Rockies players with 200-plus career doubles, joining Todd Helton (554 2B), Jason Giambi (391), Casey Blake (264), Ramon Hernandez (250) and Michael Cuddyer (239).

FIELDING PERCENTAGE, ACTIVE SECOND BASEMEN (MIN. 300 G)			
PLAYER	Fld. %	E	G
Placido Polanco	.993	36	1027
<b>Marco Scutaro</b>	<b>.992</b>	<b>11</b>	<b>324</b>
Jamey Carroll	.991	20	554
Mark Ellis	.991	51	1085

### 2011

- Hit a career-best .2987 (118-for-395), percentage points behind Detroit's Jhonny Peralta (.2990) for the tops among AL shortstops with at least 400 plate appearances...also set a career high with a .423 SLG and had his second-best season according to OBP (.358) and OPS (.781) after 2009 with Toronto (.379 OBP, .789 OPS).
- His .301 clip (116-for-386) as a shortstop was the best by a Red Sox since Nomar Garciaparra in 2003 (.301).
- Appeared in 113 games, his fewest since 2007 (107)...played 109 games at shortstop (102 GS) and 2 at second base.
- Missed 26 games on the 15-day DL with a left oblique strain from 5/8 until his activation on 6/7...hit .455 (5-for-11, 4 R, 2B, BB) in three rehab tilts with Pawtucket, playing one game each at shortstop, second base and designated hitter...hit .312 (102-for-327) in 90 games after coming off the DL on 6/7, the 11th-best mark in the AL over that span.
- Six of his seven homers came off right-handed pitchers...batted .303 (33-for-109) with a home run against left-handers and .297 (85-for-286) with 6 homers against righties.

### 2011

### HIGHS AND LOWS

### CAREER

4, 3x, last: September 6 at TOR	<b>Hits</b>	4, 10x, last: September 6, 2011 at TOR
1, 7x, last: September 27 at BAL	<b>Home Runs</b>	2, 2x, last: September 8, 2010 vs. TB
4, September 6 at TOR	<b>RBI</b>	4, 9x, last: September 5, 2011 at TOR
9, May 3-June 12	<b>Hit Streak</b>	12, April 9-21, 2004
3, 2x, last: September 19 vs. BAL	<b>Runs</b>	4, April 26, 2010 at TOR
3, September 6 at TOR	<b>Doubles</b>	3, 3x, last: September 6, 2011 at TOR
1, August 13 at SEA	<b>Triples</b>	1, 14x, last: August 13, 2011 at SEA
7, September 6 at TOR	<b>Total Bases</b>	11, September 8, 2010 vs. TB
2, 6x, last: September 25 at NYY	<b>Walks</b>	3, 4x, last: September 11, 2009 at DET
2, 6x, last: August 22 at TEX	<b>Strikeouts</b>	3, 9x, last: September 7, 2009 vs. MIN
1, 4x, last: August 3 vs. CLE	<b>Stolen Bases</b>	2, 2x, last: April 1, 2008 at NYY

- Led AL shortstops with a .329 AVG (74-for-225) after the All-Star break...ranked second among AL shortstops in slugging (.467) and extra-base hits (24) in that time and finished third among that group with 39 RBI in the second half.
- Hit .511 (23-for-45) in 12 games against the Blue Jays, tops in the Majors (min. 25 PA) and the second-best single-season clip ever by a player with at least 40 plate appearances against the club after NYY's Don Mattingly in 1986 (.519)...his .574 OBP against the Jays was the best ever in a season (min. 40 PA).
- His .630 clip (17-for-27) at Rogers Centre was the best ever single-season mark at the ballpark (min. 20 PA).
- Hit .330 (68-for-206) against the AL East, the fourth-best mark against the division among players with at least 150 plate appearances.
- Ranked sixth among AL batters with a .345 average (39-for-113) during the day (min. 100 PA).
- Made his second straight Opening Day start at shortstop for BOS on 4/1 at TEX...was his fifth career Opening Day start and sixth Opening Day appearance overall.
- Knocked first homer of 2011 on 5/3 vs. LAA in the 8th inning...was his first home run since 9/11/10 at OAK, snapping a stretch of 33 games (123 AB) without a home run.
- Posted a season-high, nine-game hit streak from 5/3-6/12 (.457, 16-for-35)...reached base in a season-high 17 straight games from 5/3-6/24, his longest since a 22-gamer 6/30-7/28/09 with TOR.
- Hit leadoff on 7/1 at HOU (Ellsbury scratched) for first time since 9/30/10...homered in first at-bat for his fifth career lead-off home run and first since 4/30/09 at KC with the Blue Jays.
- Collected knocks in 32 of his last 41 games with a PA beginning 8/6, batting .359 (56-for-156) with 32 RBI, the fourth highest average in the Majors during that time.
- Notched a hit in his final four at-bats on 8/7 vs NYY and in first three at-bats on 8/8 at MIN for seven straight knocks, the most hits over two games in his career.
- Ranked third in the AL with a .387 average (36-for-93) in September, with hits in 19 of 26 contests in the month.
- Reached base in five of six plate appearances on 9/6 at TOR, matching career highs in hits (4, 10th time), RBI (4, 9th time), doubles (3, 3rd time) and times on base (5, 4th time).
- Collected his 1,000th career hit with a 7th-inning double on 9/13 vs. TOR.

**2010:** Set career highs in games (150), at-bats (632), hits (174), doubles (38), total bases (245), extra-base hits (49) and multi hit games (47) in first season with Boston...hit 11 homers, one shy of 2009 career high...knocked 10 as a shortstop, the most by any Red Sox while playing the position since Nomar Garciaparra in 2003 (28)...became just the third Red Sox that primarily played shortstop to tally at least 10 homers and 150 hits while accumulating 600 or more at-bats in a single season, joining Nomar Garciaparra (1997-98, 2002-03) and Vern Stephens (1948-50)...ranked fifth among AL leaders with 632 at-bats...tied for seventh in the AL with 14 games with at least three hits...was the eighth-hardest AL batter to fan with 9.79 plate appearances per strikeout...only 6.2 percent of his swings missed a pitch, the second lowest mark in the Majors behind Chicago's (AL) Juan Pierre (5.8)...led the AL with 12 games with 3 or more hits as a shortstop and ranked third in circuit with 43 multi-hit games at the position, behind New York's Derek Jeter (52) and Chicago's Alexei Ramirez (44)...went 7-for-13 (.538) with 17 RBI and 2 sac flies in 15 plate appearances with the bases loaded, the fifth-best clip among AL batters with at least 10 PA in the situation...put the Sox ahead 7-3 with his second career grand slam on 7/28 at Angel Stadium, tying career highs with 4 RBI and finishing 3-for-5 with 2 walks...reached safely in 126 of 150 games overall, including at least one hit in 112 tilts...batted .310 (13-for-42) during a season-high, nine-game hitting streak from 6/23-7/3, his longest single-season run since 5/26-6/4/08...started 62 of Boston's first 65 games of the year, including all 34 from 4/12-5/18, a stretch during which he tied for the MLB lead with an AL-high 145 at-bats...batted .282 (164-for-581) with 86 runs while hitting leadoff...hit 7 times from the No. 9 hole, his next most games in another position in the order...scored the game-winning run in a walk-off win over TEX on 4/21 (12th inning)...bunt single in the 9th vs. DET on 8/1 led to the walk-off run scoring on an error...recorded career-high 4 runs scored at TOR on 4/26...Season-high 3 doubles on 6/7 at CLE matched single-game mark for the second time (also 6/5/09 vs. KC)...matched career-long streak with homers in back-to-back contests on 3 occasions: 6/3-4 and 7/28-30, 9/8-11...ranked among AL June leaders in at-bats (2nd, 118), hits (T-5th, 37) and runs (T-8th, 19) and tied for second in the AL with 107 at-bats in July...reached safely in 34 of his last 38 games beginning 8/13, including a season-long, 16-game, on-base streak to close out the season...hit safely in each of his last seven games of the season at .333 (11-for-33) and tallied 4 homers, 11 RBI and 18 runs in 22 September games overall...each of his last 15 games and 16 of his last 17 contests came as Boston's starting second baseman...did not appear in the Sox last 3 contests of the season...9/7 against the Rays was his first appearance at second base since 4/25/09 with Toronto and his first start at the position since 9/26/08, also with the Jays...started at shortstop in both ends of Boston's 9/4 doubleheader against the White Sox and drove in the only Red Sox run in each tilt...was the first time he had at least one RBI in each game of a twin bill...tallied a career-high, 11 total bases, matching career marks with 4 hits and 2 homers, on 9/8 vs. TB...became just the fourth player in club history with at least 4 hits and 2 homers in a game from the lead-off spot...was the first multi-homer game by a Red Sox shortstop since Pokey Reese on 5/8/04 vs. KC and the first 4-hit, 2-homer effort by a Sox shortstop since Nomar Garciaparra, 8/4/02 (4 H, 2 HR at TEX).

**2009:** In second season in a Blue Jays uniform, posted career highs in runs (100), home runs (12), walks (90), stolen bases (14), batting average (.282), on-base percentage (.379) and slugging (.409) in 144 games...matched career mark with 60 RBI, set in 2008...ranked seventh in the AL in walks and tied for 11th in runs...90 walks also placed second among MLB leadoff hitters...led the Majors with 38 walks leading off an inning...finished tied for 11th in the AL, reaching base 256 times...scored 99 runs as a shortstop, second in AL at the position...set Toronto single-season, club records in runs scored and walks (90) as a shortstop, passing Tony Fernandez in both categories (91 runs in 1986; 71 walks in 1990)...led the Blue Jays with a .322 average (93-for-289) and .405 on-base percentage on the road, finishing eighth and fourth respectively among AL leaders...posted a .984 fielding percentage in 143 starts at shortstop (10 errors/621 total chances), third-best mark among American League shortstops...also placed second among AL shortstops with 421 assists and 99 double plays...knocked two leadoff homers, 4/17 vs. OAK and 4/30 at KC...hit 5 home runs in April, career high for a single month...reached base safely in first 13 tilts (.306, 15-for-49, 12 walks), including six-game hit streak to start the season, 4/6-11 (.435, 10-for-23, 2 HR, 5 RBI, 9 R)...reached base in a career-high 22 consecutive games from 6/30-7/28 (.337, 30-for-89, 11 BB, HBP)...played final game on 9/20 at TB, after injuring his heel (plantar fasciitis)...in March, batted .385 (5-for-13) in 5 games for Venezuela in the World Baseball Classic.

**2008:** In first season with Toronto, set career high with 60 RBI...made 53 starts at shortstop (56 games), 39 at second base (50 games), 36 at third base (41 games), 3 in left field, 2 at first base (3 games) and one as the DH...committed

just 8 errors in 557 total chances between the 5 positions for a .986 fielding percentage...batted .296 (37-for-125) with runners in scoring position, second best among club qualifiers...on Opening Night at NYY, stole two bases...marked the most in a single game by a Jay since Vernon Wells swiped two vs. KC on 8/27/06...best offensive month came in May, batting .319 (30-for-94) with 12 RBI over 27 contests...tallied 500th career hit on 7/19 at TB, a single in the 7th inning...reached base safely in 19 straight contests from 8/10-9/2...hit second career leadoff homer in Game 2 of a doubleheader on 9/9 at CWS, first since 6/5/05...batted at a .320 clip (39-for-122) with 3 homers, 19 RBI and 20 runs in 33 games with Leones del Caracas in the Venezuelan Winter League.

**2007:** In last season with the A's, played in 104 games at 5 different positions...appeared in 43 games at shortstop (38 GS), 36 at third base (33 GS), 13 at second base (12 GS), 6 in left field (1 start) and 4 in right (2 starts)...marked first time ever playing right field...started the season 1-for-20 at the plate before connecting for a three-run, walk-off homer on an 0-2 pitch from Mariano Rivera on 4/15...marked second-career, walk-off homer...tied the AL, single-game record for errors by a third baseman when he made 4 on 7/6 vs. SEA...played in 500th career contest on 7/25 at LAA...knocked first career grand slam and matched career high with 4 RBI on 8/6 at TEX...slam came in the first inning off John Rheinecker in the A's 9-7, 13-inning victory...collected 4 RBI again less than a week later, 8/12 at DET...had 10 RBI in 10 games vs. the Tigers in 2007...was a perfect 4-for-4, 8/19 vs. KC and singled in first two at-bats the next day vs. TOR for 6 consecutive hits...had 20 of 41 RBI and 3 of 7 homers over 25 games in August...marked career RBI mark for a single month...traded to the Blue Jays for right-handers Graham Godfrey and Kristian Bell on 11/17...played in 39 tilts for Leones del Caracas in the Venezuelan Winter League, hitting at a .288 clip (42-for-146) with 2 homers, 19 RBI and 20 runs scored.

**2006:** Led the A's and tied for 10th in the American League with 6 triples...swung and missed at just 9.5 percent of his pitches, the sixth-lowest percentage in the AL...played shortstop (69 G, 61 GS), second base (37 G, 33 GS), third base (12 G, 8 GS) and left field (2 G)...committed an error on 6/25 at SF, snapping a 41-game errorless streak as a second baseman dating back to his last error at the position on 7/5/05 at TOR...knocked first home run of the season on 7/5 vs. DET, snapping a 57-game (175 at-bats) homerless streak dating back to his last home run on 9/27/05 against LAA...marked his longest stretch without a homer...homered in back-to-back games for the first time ever on 7/22 and 7/23 at DET...clubbed a walk-off, RBI single in the bottom of the 12th inning in the A's 5-4 win over the Angels on 9/22...prior to the season, played for Venezuela in the World Baseball Classic...went 0-for-4 with a walk and a run scored in four WBC games...after the season, hit .367 (55-for-150) with a homer, 18 RBI and 31 runs scored in 41 games for Leones del Caracas in the Venezuelan Winter League...started all seven of the A's postseason games at shortstop...hit .333 (4-for-12) with 4 doubles and 6 RBI in 3 ALDS games against Minnesota...the four doubles tied the Division Series record and 6 RBI were tied for the most in the DS in 2006...collected 4 RBI in Game 3 on 10/6 to tie an Athletics record for RBI in a postseason game...went 1-for-15 (.067) in the ALCS against Detroit and batted .185 (5-for-27) overall in the postseason.

**2005:** Played primarily at shortstop for the first time in professional career...made appearances at shortstop (81 G, 73 GS), second base (30 G, 29 GS), third base (5 G, 2 GS) and left field (2 G, 1 GS)...swung and missed at just 8.0 percent of his pitches, the second lowest mark in the American League behind teammate Jason Kendall (7.9) and fourth-lowest by an Athletic since the stat was tracked starting in 1987...lone error at second base came on 7/5 at TOR in the 9th inning, allowing the tying run to score in a game the A's would win 10-7 in 11 innings...snapped a 60-game, errorless streak at the position dating back to 7/30/04 at TEX...equaled the third-longest errorless stretch by a second baseman in Oakland history...hit first career leadoff home run on 6/5 vs. TOR off Chad Gaudin...made first career start in the outfield on 7/30 vs. DET in left field, second outfield appearance of his career...batted at a .304 clip (7-for-23) with a homer, 5 RBI, 7 runs and 6 walks in six tilts for Venezuela in the Caribbean Series.

**2004:** In first season with A's, led the AL with a .995 fielding pct. (3 e, 546 tc) at second base... .995 fielding mark at second base also marked a then-Athletics record at the position (topped by Mark Ellis in 2006 and 2010)...did not commit an error in first 48 contests at second base, made three in next 32 games before finishing the season with a 43-game errorless streak...committed first error of the season as a second baseman on 6/17 at STL, snapping a 63-tit errorless streak at second base dating back to 8/28/03 at ATL...batted .278 (110-for-395) as a second baseman, third-best mark among AL leaders at the position...hit at a .313 clip (93-for-297) when batting in the 9th spot in the order, tops in the Majors...knocked first career, walk-off home run on 8/25 vs. BAL, a three-run shot in the A's 3-0 victory...hit .335 with a .414 on-base percentage and .506 slugging in 41 games with Caracas in the Venezuelan Winter League...ranked fourth in the league in on-base percentage and seventh in batting.

**2003:** Played in 48 games over two stints with the Mets...selected to New York's Major League roster on 5/15...went 2-for-17 (.118) in 10 games before he was optioned back to Triple-A Norfolk on 6/6...designated for assignment on 6/26 and sent outright to Norfolk on 6/30...selected again by the Mets on 7/31 and spent the remainder of the year with the big league club...swiped first career stolen base on 8/17 vs. COL...claimed off waivers by Oakland on 10/9...played for Caracas in Venezuelan Winter League and batted a league-leading .359 in 46 games...also led the circuit in on-base percentage (.435), tied for the league lead in doubles (17) and was fourth in stolen bases (9).

**2002:** Made big league debut with Mets and played 27 ML games overall in three stints...with the Brewers in Spring Training but optioned to Triple-A Indianapolis on 3/18 and designated for assignment on 4/3...claimed by the Mets on 4/5 and began the year at Triple-A Norfolk...had 3 stints with the big league club: 7/19-8/1, 8/10-21 and 9/1-remainder of the season...made Major League debut on 7/21 at CIN as a defensive replacement at second base in the 6th inning...went 0-for-1 at the plate...collected first MLB hit on 7/22, a game-winning, two-run triple in the bottom of the 7th inning off the Expos Tomo Okha to give the Mets a 5-2 win...made first Major League start on 8/18 against the Dodgers at shortstop...connected for first career home run on 9/27 in the second game of a doubleheader vs. ATL off Kevin Gryboski...was a solo shot in the 9th inning of a 7-4 loss...with Triple-A Norfolk won the Doubleday Award as the top player on his team...finished fifth in the International League with a .319 batting average (113-for-354)...represented Norfolk at the Triple-A All-Star Game and named to the International League's Post-Season All-Star team...also selected to the Topps Triple-A Postseason All-Star squad...earned IL Player of the Week honors for 5/13-19...went 14-for-21 (.667) with 4 doubles, 3 triples, a homer and 3 RBI in 6 games during that span...collected 5 hits, finishing 5-for-5 with a double, triple and 2 RBI on 5/18 at Scranton/Wilkes-Barre.

**MINOR LEAGUES 2001:** Spent entire season at Triple-A Indianapolis and named team's Most Valuable Player...ranked second in the International League in runs (87), tied for fourth in on-base percentage (.382), fifth in hits (146) and ninth in batting (.295, 146-for-495)...batting average was also fifth best in the Brewers farm system...was the IL leader at second base with a .973 fielding percentage (15 e, 559 tc) and 122 games played at the position...also saw action in five tilts at third base and four at shortstop...named IL Player of the Week for 5/28-6/3, going 12-for-22 (.545) with 7 RBI



and 10 runs in 6 contests...scored a run in 14 consecutive games from 5/30-6/12 with 23 total in that time...added to Milwaukee's 40-man roster on 10/15.

**2000:** Played most of the year with Cleveland's Triple-A Buffalo club...traded to Milwaukee organization in late August and appeared in 4 games for Triple-A Indianapolis...combined to hit .283 (124-for-438) in 128 games between Buffalo and Indianapolis...walked 62 times between the two stops...recorded the most putouts (250) and double plays (85) for an International League second baseman in 111 total games at the position...began year with Buffalo...sent to Brewers organization on 8/30 as the player to be named later in the 7/28 trade in which the Indians acquired RHPs Bob Wickman, Jason Bere and Steve Woodard from Milwaukee in exchange for INF/OF Richie Sexson, RHPs Paul Rigdon and Kane Davis, and a PTBNL...**1999:** Led Triple-A Buffalo in games (129), at-bats (462), runs (76) and hit by pitches (6) and finished 2nd in hits (126), doubles (24), walks (61) and stolen bases (21)...tallied 5 hits on 5/17 at Toledo and finished May with a .346 batting average (37-for-107)...knocked a game-winning grand slam with 2 outs in the bottom of the 9th inning on 8/2 vs. Syracuse...in almost a full season with Double-A Akron, named to the Eastern League Postseason All-Star Team as the second baseman...finished third in the league in batting (.316, 146-for-462), 4th in on-base percentage (.387), fifth in stolen bases (33) and tied for fifth in triples (6)...led qualifying EL second baseman with a .977 fielding mark (14 E/597 TC) in 118 contests...combined to hit at a .311 clip (152-for-488) between Akron and Triple-A Buffalo, the fourth-best mark in the Indians farm system...led the Cleveland chain with 33 stolen bases...had an 8-game stint at Triple-A Buffalo from 5/23-6/4...batted .416 in July, the fifth-best average in the minors...logged 5 hits and 5 RBI on 7/14 against Reading and was named Eastern League Player of the Week for the period of 7/13-19...hit .222 with 2 RBI in 4 playoff games for Akron...**1997:** Started the year at Single-A Kinston of the Carolina League but had three separate stints at Triple-A Buffalo...combined for a .271 average (118-for-435) with 11 home runs and 65 RBI in 118 games...tied for fourth in the Indians farm system with 23 steals...finished tied for fifth in the Carolina League with 6 triples...notched 5 hits on 5/11 against Frederick and was named Carolina League Player of the Week for 5/8-14...hit .214 (3-for-14) with an RBI and a stolen base in 4 playoff games for Kinston...**1996:** Appeared in 85 contests for Single-A Columbus of the South Atlantic League...was involved in a triple play while playing second base...**1995:** Began professional career with the Indians Dominican Summer League squad...finished second in the DSL with a .393 batting average (103-for-262)...led the league with 103 hits and was the third baseman on the DSL Postseason All-Star Team.

**PERSONAL:** Married to Marines...they have two daughters, Maria Veronica (5/26/02) and Maria Valeria (1/1/06)...graduated from Frederico Quiroz High School in Venezuela...played baseball and soccer growing up...represented Venezuela in the 1992 World Cup baseball tournament in Mexico City...featured in the documentary film "A Player to Be Named Later", that followed the Triple-A Indianapolis Indians through the 2001 season...in his first season in Boston in 2010, Marco attended the Welcome Home Dinner, benefitting the Red Sox Foundation, and met with fans on the road trip to San Francisco as part of Red Sox Destinations program...during Spring Training, attended the Diamond Dinner to benefit the Children's Hospital of Southwest Florida.

2011-2012 OFFSEASON COLORADO ROCKIES MAJOR LEAGUE TRANSACTIONS

DATE	TRANSACTION
10/31/11	INF Jason Giambi has option exercised for 2012 season.
11/19/11	Signed INF Brandon Wood to a one-year minor league contract with a Major League camp invite.
11/20/11	INF Ty Wigginton traded to Philadelphia for cash considerations.
11/30/11	Acquired RHP Tyler Chatwood from Angels for C Chris Iannetta.
12/5/11	Claimed OF Jamie Hoffmann off waivers from Los Angeles Dodgers.
12/6/11	Acquired RHP Kevin Slowey from Minnesota for PTBNL (RHP Daniel Turpen).
12/7/11	Acquired PTBNL (LHP Nick Schmidt) from San Diego for RHP Huston Street and cash considerations.
12/8/11	Acquired OF Tyler Colvin and INF DJ LeMahieu from the Cubs for INF Ian Stewart and RHP Casey Weathers.
12/12/11	Signed RHP Kevin Slowey to a one-year contract, avoiding arbitration.
12/12/11	Signed free agent C Ramon Hernandez to a two-year contract.
12/16/11	Signed RHP Mike Ekstrom, C Wilkin Castillo and C Wil Nieves to minor league contracts.
12/20/11	Signed free agent OF Michael Cuddyer to a three-year contract.
1/5/12	Signed free agent INF Casey Blake to a one-year contract.
1/5/12	Acquired INF Chad Tracy from Texas for RHP Greg Reynolds.
1/13/12	Signed INF Brendan Harris and RHP Carlos Torres to minor league contracts.
1/15/12	Signed OF Seth Smith to a one-year deal, avoiding arbitration.
1/16/12	Acquired RHP Guillermo Moscoso and LHP Josh Outman from Oakland for OF Seth Smith.
1/17/12	Signed OF Dexter Fowler to a one-year deal, avoiding arbitration.
1/18/12	Signed LHP Jamie Moyer to a one-year minor league contract with a Major League camp invite.
1/20/12	Acquired RHP Zach Putnam from Cleveland for RHP Kevin Slowey and cash considerations.
1/21/12	Acquired INF Marco Scutaro from Boston for RHP Clayton Mortensen.
1/25/12	Signed RHP Rafael Betancourt to a one-year extension with 2014 mutual option.
2/3/12	Signed RHP Matt Belisle to a one-year extension with 2014 mutual option.
2/6/12	Acquired RHP Jeremy Guthrie from Baltimore for RHP Jason Hammel and RHP Matt Lindstrom.

HIGHEST FIELDING PERCENTAGE IN MAJOR LEAGUE HISTORY

Pct.	Team	Year	E / TC
.98925	Colorado	2007	68 / 6326
.98910	Boston	2006	66 / 6053
.98887	Seattle	2003	65 / 5839
.98875	New York-NL	1999	68 / 6044
.98872	Houston	2008	67 / 5939



**78 JOSH SULLIVAN RHP**

**Ht:** 6-4      **Wt:** 205      **B/T:** R/R      **Age:** 27/28  
**Born:** July 5, 1984 in Little Rock, AR      **Residence:** Little Rock, AR  
**Major League Service:** 0.000      **Contract:** Through 2012  
**Obtained:** Selected in the fifth round of the 2005 Draft out of Auburn

**COLORADO****HIGHLIGHTS**

Sullivan joins the Rockies Major League Spring Training for the first time in his career...**the right-hander has a career record of 15-22 with a 4.56 ERA (298.0 ip, 151 er) in six professional seasons**...set a career-high with five wins, 25 appearances, 20 starts, 117.2 innings and 87 strikeouts in 2011 with Double-A Tulsa...**finished the 2011 season allowing just seven runs over his final 31.1 innings (7 appearances/5 starts)**...originally selected in the fifth round of the 2005 Draft out of Auburn...was a quarterback on Auburn's football team for two seasons, one as a redshirt.

**2011**

- Spent the entire season with Double-A Tulsa as one of the regular starters going 5-9 with a 5.51 ERA (117.2 ip, 72 er), 87 strikeouts, 54 walks and one complete game in 25 appearances/20 starts for the Drillers.
- Set career highs in wins (5), starts (20), innings pitched (117.2), strikeouts (87) and appearances (25).
- Made five relief outings and finished two games for the Drillers...was on the disabled list with Tulsa from 8/15-22.
- Finished the season 3-2 with a 4.19 ERA (43.0 ip, 20 er), a .238 opponent average and 34 strikeouts in his final 10 appearances/7 starts of the season.

**2010:** Played his first game in over a year with Short Season Tri-City...made 5 starts for the Dust Devils in his rehab assignment...returned to High-A Modesto where he finished the season.

**2009:** Missed the entire season due to injury.

**2008:** Made just three starts for Tri-City before being shutdown for the remainder of the season 7/20...all four runs he allowed came in his final start of the season 7/1.

**2007:** His season was cut short due to a pair of injuries...was placed on the DL twice, first from 4/29-5/21...missed nearly two months of the season from 6/4-8/6...when healthy, he went 3-2, 3.26 (49.2 ip, 18 er).

**2006:** Went 3-4, 2.71 (69.2 ip, 21 er), the sixth-lowest figure among the Northwest League leaders...also ranked second in the league with 74 strikeouts...was named the organizational Pitcher of the Month for August after going 3-0, 2.31 (35.0 ip, 9 er) in 6 games...following the season was ranked as the 11th-best player in the Northwest League by *Baseball America*.

**2005:** Appeared in one game for Tri-City in his professional debut...logged 1.0 relief inning, allowing 3 runs on 3 hits to suffer the defeat on 7/23.

**COLLEGE:** Led the Tigers in starts (17) and was second in wins (7) in his final season with Auburn in 2005...went 7-5 with a 4.18 ERA (97.0 ip, 45 er), 74 strikeouts and 39 walks in 17 starts...was a redshirt quarterback on the Auburn football team as a freshman in 2002...was the second-string quarterback for Auburn in 2003, making appearances in four games going 20-of-28 for 213 yards and one pick...went 0-1 with a 8.59 ERA in 10 appearances for the Tigers baseball squad in 2003...started at four different positions (third, catcher, first, DH) in his sophomore season on the baseball squad in 2004...left the football team prior to the 2004 season to concentrate on baseball.

**PERSONAL:** Signed on June 15, 2005 by Rockies scout Damon Iannelli...four-year letterwinner for coach Frank Troutman at Little Rock Central High School...named all-state as a junior and senior...state All-Star game participant as a senior...was 6-1 on the mound with a 2.32 ERA as and hit .418 with seven home runs as a senior...hit .495 with 10 doubles, seven home runs and 49 runs batted in as a junior...as a sophomore hit .481 with 10 doubles, five homers and 32 RBI...was also a two year starter at quarterback...father, Jerry, played football at Arkansas.

**SULLIVAN'S CAREER RECORD**

Year	Team	W	L	ERA	G	GS	CG	SHO	GF	SV	IP	H	R	ER	HR	HB	BB	IBB	SO	WP	BK	
2005	Tri-City	0	1	27.00	1	0	0	0	0	0	1.0	3	3	3	0	0	1	0	1	0	0	
2006	Tri-City	3	4	2.71	13	13	0	0	0	0	69.2	49	30	21	2	2	21	0	74	11	0	
2007	Asheville	3	2	3.26	13	9	0	0	0	0	49.2	42	23	18	3	5	25	0	45	8	1	
2008	Tri-City	0	1	3.38	3	3	0	0	0	0	10.2	12	4	4	0	1	5	0	8	1	0	
2009		- DID NOT PLAY - INJURED																				
2010	Tri-City	1	2	6.23	5	5	0	0	0	0	21.2	25	16	15	2	1	9	0	15	6	0	
	Modesto	3	3	5.86	9	8	0	0	0	0	27.2	29	27	18	2	4	18	0	23	8	0	
2011	Tulsa	5	9	5.51	25	20	1	0	2	0	117.2	122	82	72	19	10	54	0	87	13	2	
<b>Minor League Totals</b>		<b>15</b>	<b>22</b>	<b>4.56</b>	<b>69</b>	<b>58</b>	<b>1</b>	<b>0</b>	<b>2</b>	<b>0</b>	<b>298.0</b>	<b>282</b>	<b>185</b>	<b>151</b>	<b>28</b>	<b>23</b>	<b>133</b>	<b>0</b>	<b>253</b>	<b>47</b>	<b>3</b>	



# 59 CARLOS TORRES RHP

Ht: 6-1      Wt: 190      B/T: R/R      Age: 29  
 Born: Oct. 22, 1982 in Santa Cruz, CA      Residence: San Diego, CA  
 Major League Service: 0.071      Contract: Through 2012  
 Obtained: Signed as a Minor League free agent on January 11, 2012

## COLORADO

### HIGHLIGHTS

Torres comes back to the States after spending the 2011 season in Japan with the Yomiuri Giants...has spent two seasons in the Major Leagues, both with the Chicago White Sox...**has a career record of 1-3 with a 6.86 ERA (42.0 ip, 32 er) in 13 appearances/6 starts...**...was named the Single-A Starting Pitcher of the Year by MiLB.com in 2009...**tossed a rain-shortened perfect game 6/18/09, the 15th perfect game in International League history...**...played collegiately at Kansas State...originally selected by CWS in the 15th round in 2004.

#### 2011

- Played for the Yomiuri Giants in Japan the entire season.
- Made just six appearances, all starts, for the Giants, going 1-2 with a 6.26 ERA (27.1 ip, 19 er), 19 strikeouts and 11 walks...allowed just four runs and opponents hit .307 off the right-hander.

**2010:** Began the season with Triple-A Charlotte as one of the clubs regular starter...made 25 starts and two relief appearances in Charlotte, going 9-9 with a 3.42 ERA (160.1 ip, 61 er), 140 strikeouts and 71 walks while holding hitters to a .217 average...made four separate stints with the White Sox big league club, making one start and four relief appearances...finished the season with an 0-1 record and an ERA of 8.56 (13.2 ip, 13 er)...struckout 13 and walked nine in the five appearances...opponents hit .377 (23-for-61) with two home runs and seven doubles.

**2009:** Was selected as the Single-A starting pitcher of the year by MiLB.com, going 10-4 with a 2.39 ERA (128.0 ip, 34 er), one save and 130 strikeouts in 23 games (20 starts) with Triple-A Charlotte...was named to the International League Mid- and Postseason All-Star teams...led the IL in ERA and ranked third in strikeouts...tossed a rain-shortened, 5.0-inning perfect game on 6/18 at Pawtucket...the perfect game was the first by a Knights pitcher and 15th in IL history...went 7-0 with a 2.11 ERA (72.2 ip, 17 er) in his last 13 outings (10 starts) with Charlotte...made eight appearances (five starts) with the White Sox, going 1-2 with a 6.04 ERA (19 er/28.1 ip)...was 1-2 with a 6.65 ERA (23.0 ip, 17 er) as a starter and posted a 3.38 ERA (5.1 ip, 2 er) in relief...his contract originally was purchased by the White Sox on 7/22...made his first Major League start that night vs. Tampa Bay (ND, 6.0 ip, 3 er)...was optioned back to the Knights following Mark Buehrle's perfect game on 7/23...earned his first win on 9/3 at Cubs with 7.0 scoreless inning...became the first Sox pitcher since John Snyder in 1998 to throw at least 7.0 scoreless inning within the first three starts of his career...lasted 0.2 ip on 9/8 vs. Oakland, the shortest start by a Sox pitcher since Neal Cotts on 8/28/03 at New York-AL (0.1 ip).

**2008:** Went 9-5 with a 3.42 ERA (46 er/121.0 ip) in 30 games (18 starts) between Double-A Birmingham and Triple-A Charlotte...was named to the Southern League Mid-Season All-Star team...was named SL Pitcher of the Week for 6/16-22, going 1-0 with a 0.00 ERA (8.0 ip)...went 2-1 with a 6.59 ERA (13.2 ip, 10 er) in 13 games with Peoria of the AFL.

**2007:** Combined to go 2-4 with a 3.70 ERA (92.1 ip, 38 er) and four saves in 55 games between Single-A Winston-Salem and Birmingham.

**2006:** Was 3-8 with a 4.69 ERA (94.0 ip, 49 er) and one save in 25 games (20 starts) with Winston-Salem.

**2005:** Combined to go 2-4 with a 3.29 ERA (68.1 ip, 25 er) between Rookie Level Great Falls and Single-A Kannapolis...was named Pioneer League Pitcher of the Week for 7/4-10.

**2004:** Made his professional debut at Rookie Level Bristol.

**PERSONAL:** Attended Kansas State University following his transfer from San Jose State University in 2003...was originally selected by the Chicago White Sox in the 15th round of the 2004 Draft...became the highest-drafted Wildcat player since 1998 (Pat Hertzler, Tampa Bay in the 14th round) and the 24th player in school history to be chosen in the top 15 rounds of the Draft...is a 2000 graduate of Aptos (CA) High school.

### TORRES' CAREER RECORD

Year	Team	W	L	ERA	G	GS	CG	SHO	GF	SV	IP	H	R	ER	HR	HB	BB	IBB	SO	WP	BK
2004	Bristol	2	2	4.74	19	0	0	0	9	1	38.0	43	30	20	2	0	12	2	28	6	0
2005	Great Falls	1	1	2.88	5	5	0	0	0	0	25.0	18	8	8	1	0	8	0	26	0	0
	Kannapolis	1	3	3.53	8	8	0	0	0	0	43.1	28	20	17	4	1	23	0	54	3	0
2006	Winston-Salem	3	8	4.69	25	20	0	0	3	1	94.0	116	66	49	7	1	55	0	76	7	0
2007	Winston-Salem	0	2	3.72	19	0	0	0	7	3	36.1	33	16	15	0	2	10	0	41	4	0
	Birmingham	2	2	3.70	36	0	0	0	8	1	56.0	57	26	23	3	1	22	1	59	5	0
2008	Birmingham	9	5	3.20	21	17	0	0	0	0	101.1	86	40	36	4	5	29	0	93	4	0
	Charlotte	0	0	4.58	8	1	0	0	4	0	19.2	23	10	10	2	0	11	0	19	0	0
2009	Charlotte	10	4	2.39	23	20	2	1	2	1	128.0	96	38	34	4	4	56	0	130	2	0
	CHICAGO-AL	1	2	6.04	8	5	0	0	2	0	28.1	30	20	19	5	2	17	2	22	0	0
2010	Charlotte	9	9	3.42	27	25	0	0	1	0	160.1	125	65	61	13	3	71	1	140	10	1
	CHICAGO-AL	0	1	8.56	5	1	0	0	1	0	13.2	23	13	13	2	0	9	1	13	0	0
	Major League Totals	1	3	6.86	13	6	0	0	3	0	42.0	53	33	32	7	2	26	3	35	0	0
	Minor League Totals	37	36	3.50	191	96	2	1	34	7	702.0	625	319	273	40	17	297	4	666	41	1

**73 CHAD TRACY****INF****Ht:** 6-3**Wt:** 210**B/T:** R/R**Age:** 26/27**Born:** July 4, 1985 in Arlington Heights, IL**Residence:** Presto, PA**Major League Service:** 0.000**Contract:** Through 2012**Obtained:** Trade from Texas for RHP Greg Reynolds on January 5, 2012**COLORADO****HIGHLIGHTS**

Joins the Rockies after spending first six professional seasons in Rangers organization...2012 will mark Tracy's third-straight Major League camp...**was twice named the Rangers Minor League Player of the Month, April of 2010 and August of 2009**...has spent each of his last two seasons at Triple-A with Texas...**set career-high with 109 RBI with Round Rock in 2011...tied career-high with 26 HR in 2011**...the son of Rockies Manager Jim Tracy was drafted by the Rangers as a catcher out of Pepperdine in 2006...has played primarily at first base and in the outfield his last five professional seasons, also seeing significant time as a designated hitter.

**2011**

- Hit .259 with 32 doubles, 2 triples, 26 home runs and 109 RBI in 134 games for Triple-A Round Rock in the Texas organization...owned a .814 OPS (.339 OBP, .475 SLG) with the Express.
- Tracy's 109 RBI were a new career-high for a single Minor League season, with his 26 home runs tied his previous high set at Double-A Frisco in 2009.
- Tracy was named a MiLB.com organizational All-Star as the Rangers most productive first baseman for his 2011 season.
- 2011 marked the fourth time in Tracy's six-year professional career that he has connected on at least 30 doubles (35 doubles in 2007, 40 in 2008, 32 in 2009).

**2010:** Hit .263 (74-281) with 17 HR, 14 2B and 55 RBI in 78 games with Oklahoma City in his first action at the Triple-A level, missing the final two months due to injury...suffered a strained left oblique in early July and was placed on the disabled list on 7/8...was Rangers Minor League Player of the Month in April, batting .342 (27-for-79) with 6 HR, 5 2B and 20 RBI in 20 games...had career game on 6/27, going 3-for-3 with 3 homers, 5 RBI, a hit by pitch, and 4 runs scored.

**2009:** Led the Texas League with 26 homers and 10 sacrifice flies and was second with a franchise-record 107 RBI at Frisco...ranked third in the league in games (136), at-bats (535) and total bases (261), was fifth in 2Bs (32) and SLG (.488) and had the sixth-most hits (149)...had the second-most homers in RoughRiders history...was selected as the DH as TL Postseason All-Star team...was the Rangers Minor League Player of the Month for August with a .333 average, 8 HR and 27 RBI in 29 games...was the TL player of the week for 7/6-12...was brought over from minor league camp as extra man for Rangers-Rockies spring training game on 3/21...hit a game-winning grand slam in the bottom of 7th inning in front of his father, then-bench coach and current Colorado manager Jim Tracy...was his first "A" spring training game ever.

**2008:** Combined for a .296 (152-for-513) average with 17 home runs and 82 RBI in 130 games with Bakersfield (High-A) and Frisco...led the Blaze in doubles (37) and RBI (67) and was tied for first in home runs (13)...hit .318 with 12 home runs and 45 RBI over his last 58 games...earned California League Player of the Week honors, 6/2-8...was promoted to Frisco on 8/8...had a .414 (24-58) average with 2 home runs and 11 RBI in final 13 regular season contests at Double-A...hit .333 (10-30) with one home run and 5 RBI in eight Texas League playoff games.

**2007:** Finished second in the Midwest League with 35 doubles and ranked fourth with 51 extra-base hits at Clinton (Low-A)...was third among all Rangers minor leaguers in RBI (84)...led the LumberKings in games (134), doubles, and RBI and was tied second in HR (14)...saw action in 86 games in left, 34 at DH and 11 as catcher...batted .315 (34-108) with 30 RBI in May...played in MWL All-Star game...played for the West Oahu Canefires in the Hawaiian Winter League.

**2006:** Topped Spokane (Short-A) with 41 runs and ranked second to Chris Davis with 66 games, 66 hits, 11 homers, and 35 RBI in first professional season...was selected as catcher on *Baseball America's* short season single-A All-Star team and was also named to the Northwest League's Postseason All-Star squad.

**COLLEGE:** Played three seasons at Pepperdine University with career totals of a .334 batting average, 30 homers and 154 RBI...in 2006, batted .315 (80-254) with 20 doubles, 6 homers, and 46 RBI in 63 games to help lead Waves to top seed in NCAA Malibu regional...was a semi-finalist for the 2006 Johnny Bench Award and finalist for Brooks Wallace Award...was the West Coast Conference player of the year and a Second-Team All-American in 2005, hitting .367 with 12 homers and 61 RBI...batted .430 in 2005 NCAA Long Beach Regional to earn All-Tournament team honors...played for Peninsula Oilers in Alaskan Summer League in 2005...graduated from Claremont (CA) High School.

**PERSONAL:** Chad Samuel Tracy...was signed for Texas by Todd Guggiana.

**TRACY'S CAREER RECORD**

Year	Team	AVG	G	AB	R	H	2B	3B	HR	RBI	SAC	SF	HBP	BB	IBB	SO	SB	CS	GIDP	OBP	SLG
2006	Spokane	.262	66	252	41	66	14	1	11	35	0	1	7	23	1	46	4	1	8	.339	.456
2007	Clinton	.250	134	509	64	127	35	2	14	84	0	5	5	50	3	93	9	1	7	.320	.409
2008	Bakersfield	.286	106	420	67	120	37	1	13	67	0	5	12	40	0	98	2	1	8	.361	.471
	Frisco	.344	24	93	15	32	3	0	4	15	0	1	0	7	0	18	2	0	3	.386	.505
2009	Frisco	.279	136	535	70	149	32	1	26	107	0	10	3	46	2	103	5	2	17	.333	.488
2010	Oklahoma City	.263	78	281	51	74	14	1	17	55	0	4	4	35	0	52	5	2	10	.349	.502
	AZL Rangers	.000	1	3	0	0	0	0	0	0	0	0	0	0	0	1	0	0	0	.000	.000
2011	Round Rock	.259	134	526	80	136	32	2	26	109	0	8	13	55	3	104	4	0	7	.339	.475
	<b>Minor League Totals</b>	<b>.269</b>	<b>679</b>	<b>2619</b>	<b>388</b>	<b>704</b>	<b>167</b>	<b>8</b>	<b>111</b>	<b>472</b>	<b>0</b>	<b>34</b>	<b>44</b>	<b>256</b>	<b>9</b>	<b>515</b>	<b>31</b>	<b>7</b>	<b>60</b>	<b>.340</b>	<b>.466</b>





# 2 TROY TULOWITZKI SS

**Ht:** 6-3      **Wt:** 215      **B/T:** R/R      **Age:** 27/28  
**Born:** Oct. 10, 1984 in Santa Clara, CA      **Residence:** Santa Clara, CA  
**Major League Service:** 5.033      **Contract:** Through 2020  
**Obtained:** Selected in the 1st round (7th) of 2005 Draft out of Long Beach St.

## COLORADO

### HIGHLIGHTS

Became the second National League shortstop to have a 30 HR/100 RBI season, joining the Cubs' Ernie Banks (5 times)...awarded both a Rawlings Gold Glove Award® and Louisville Slugger® Silver Slugger Award™ for the second-consecutive season in 2011, becoming the third NL shortstop to win both awards in consecutive seasons since the Silver Slugger Award was first awarded in 1980, joining Barry Larkin (1995-96) and Edgar Renteria (2002-03)...is the only player in the Major Leagues to be awarded both a Gold Glove and Silver Slugger, and be named an All-Star in each of the last two seasons...joins Ryan Howard and Albert Pujols as only players to finish in top-10 of NL MVP voting each of last three seasons (5th in 2009 and 2010, 8th in 2011)...is the youngest NL shortstop to win multiple Gold Glove Awards since Ozzie Smith won his second in 1981...named the NL Player of the Month for September 2010 for the first time in his career after leading the Majors with 15 homers, 40 RBI and 30 runs...the 15 homers set a Rockies franchise record for most in a single month and he became the second Major League player to hit 14 homers over 15 games (9/3-18) since 1900...became the second player in MLB history to have 15 homers and 40 RBI in September (Babe Ruth-17 HR, 43 RBI in September of 1927)...hit fifth cycle in Rockies history, 8/10/09 vs. CHC; in that game he became first shortstop in MLB history to go 5-for-5 (or better) and have at least 7 RBI...hit 24 home runs in 2007, the most ever by an NL rookie shortstop...on 4/29/07, turned the 13th unassisted triple play in MLB history...made MLB debut, 8/30/2006 vs. NYM; first hit (single) the next day vs. Mets (Oliver Perez).

### CAREER

- A two-time All-Star, Rawlings Gold Glove Award® winner and Louisville Slugger® Silver Slugger Award™ winner, Tulowitzki has finished in the top-10 of the NL MVP voting in each of his last two seasons...only Tulowitzki, Ryan Howard and Albert Pujols have finished in the top-10 of the NL MVP voting in each of the last three seasons.
- Despite being just 27 years old, Tulowitzki already has played the most games (694) as a Rockies shortstop in franchise history...his 697 games played are also the eighth-most in franchise history.
- Is the Rockies all-time leader for a shortstop in nearly every offensive category, including: runs (438), hits (770), doubles (152), home runs (122), RBI (443), extra-base hits (295), stolen bases (51), batting average (.293), slugging percentage (.505) and OPS (.869).
- Since his rookie season of 2007, Tulowitzki leads all MLB shortstops in home runs (121), RBI (437) and slugging percentage (.513), while also owning the second-highest fielding percentage (.98664 - Jimmy Rollins is first at .98694), the most total chances (3,293) and most double plays turned (474) among MLB shortstops.
- Tulowitzki earned his second-career Rawlings Gold Glove Award® in 2011 by leading all NL shortstops in fielding percentage (.991), double plays (98) and putouts per 9.0 (1.94) while finishing second in total chances per 9.0 (5.09) and assists per 9.0 (3.11)...his .991 fielding percentage in 2011 was the fourth-highest mark for a MLB shortstop since 2000...his 1.94 putouts/9.0 are the most for a MLB shortstop since Mike Bordick had a 2.05 PO/9 in 1995 with Oakland.
- Offensively, Tulowitzki notched his second-career Louisville Slugger® Silver Slugger Award™ in 2011 by leading all NL shortstops in doubles (36, T-1st), home runs (30), RBI (105), slugging (.544), OPS (.916) and extra-base hits (68).
- In 2009 became first shortstop in franchise history to lead club in home runs (32), RBI (92), total bases (300) and runs (101)...in 2011 he became the first shortstop in franchise history to lead the club in home runs, RBI, hits and slugging.
- Earning their first Louisville Slugger® Silver Slugger Award™ and Rawlings Gold Glove Award®, Tulowitzki and teammate Carlos Gonzalez became the third and fourth Rockies to collect both awards in the same season (Helton-'01, '02; Walker-'97, '99).
- Turned an unassisted triple play in 2007 and hit for the cycle in 2009...joins John Valentin as only two players in history with an unassisted triple play and a cycle.
- In September he hit 15 homers and drove in 40 runs to become the first MLB player to hit those numbers in a single

### 2011

3, 11x, last: August 6 vs. WAS  
 2, August 27 at LAD  
 4, 2x, last: August 27 at LAD  
 8, 2x, last: August 3-10  
 3, 3x, last: August 15 vs. FLA  
 2, 5x, last: August 19 vs. LAD  
 1, 2x, last: May 21 at MIL  
 8, August 27 at LAD  
 3, 3x, last: August 25 vs. HOU  
 3, 2x, last: August 7 vs. WAS  
 1, 9x, last: August 15 vs. FLA

### HIGHS AND LOWS

**Hits** .....5, 2x, last: August 10, 2009 vs. CHC  
**Home Runs** .....2, 6x, last: August 27, 2011 at LAD  
**RBI** .....7, 2x, last: September 15, 2010 vs. SD  
**Hit Streak** .....12, August 16-27, 2007  
**Runs** .....4, 3x, last: September 29, 2010 vs. LAD  
**Doubles** .....2, 15x, last: August 19, 2011 vs. LAD  
**Triples** .....1, 21x, last: May 21, 2011 at MIL  
**Total Bases** .....11, August 10, 2009 vs. CHC (Cycle)  
**Walks** .....4, April 24, 2009 vs. LAD  
**Strikeouts** .....4, 2x, last: June 10, 2007 at BAL  
**Stolen Bases** .....2, 2x, last: June 5, 2010 at ARI

### CAREER

TULOWITZKI



- month since Babe Ruth did so in 1927 (17 HR, 43 RBI), (Source: Elias).
- Hit 32 homers in 2009, just the sixth 30-homer season by an NL shortstop all-time (30 HR in 2011 is the 7th)...recorded just the sixth 20-20 (32 HR-20 SB) year by a Rox player in 2009, the first infielder ever to do so.
- Owns four of the top five spots in fielding percentage (2007, 2009-2011) by a Rockies shortstop for a single season including setting the club-record (.991) in 2011.
- Led MLB shortstops in both slugging percentage and fielding percentage in each of the last two seasons...both his .554 slugging percentage and .988 fielding percentage since 2010 began lead MLB SS.
- Has hit over .300 after the All-Star break in each of his last four seasons (since 2008), including a career-high .356 in 2011...is a career .321 hitter after the All-Star break, compared to .264 prior to the break.
- Has by far the most at-bats as the Rockies clean-up hitter in his career...is a career .313 (358-for-1145) hitter with 67 home runs and a .564 OPS in 299 games hitting No. 4 in the order.
- One of four players in franchise history with multiple five-hit games as a Rockie (8/10/09 vs. CHC and 7/21/08 vs. LAD).
- Is the only player in Colorado history to start on Opening Day three times before age 25.
- At 21 years, 324 days, in his MLB debut, he was the third-youngest position player in club history.
- Has been awarded the Rockies' Most Valuable Player by the local BBWAA chapter of Denver twice in his career (2009 and 2011)...he also won the Rookie of the Year award by the local chapter in 2007.
- Has played in four postseason series and 15 playoff games (.211 average, one home run and six RBI)...has started all of the Rockies playoffs games at shortstop since 2007.

SLUGGING PCT., MLB SS, 2010-11		FIELDING PCT., MLB SS, 2009-11	
SLG	PLAYER	Fpct.	MLB PLAYER
.554	Troy Tulowitzki	.988	Troy Tulowitzki
.460	Jose Reyes	.986	Jhony Peralta
.438	Hanley Ramirez	.986	Jimmy Rollins

**2011**

- Had another historic season for the Rockies in 2011, which follows up two consecutive top-five finishes in the National League MVP voting in 2009 and 2010...Tulowitzki was named to the 2011 NL All-Star team, his second selection (2010), and earned the start at shortstop for the league.
- Set several new career-high marks, including: doubles (36), RBI (105) and extra-base hits (68) in his 143 games.
- Tulowitzki was the Rockies leader in nearly every offensive category in 2011, including: hits (162), doubles, home runs (30), RBI, extra-base hits, batting average (.302), slugging percentage (.544) and OPS (.916).
- Notched the first career 30 HR/100 RBI season of his career...according to Elias, Tulowitzki is second NL shortstop with a 30/100 season in NL history, joining the Cubs' Ernie Banks (5 times).
- Became just the third NL shortstop to have 100 RBI in a single season since 2000...Tulowitzki's 105 RBI in 2011 were just shy of Hanley Ramirez's 106 RBI for the most RBI by an NL shortstop this century.
- Earned his second-consecutive (second career) Louisville Slugger® Silver Slugger Award™ by leading all NL shortstops in doubles (T-1st), home runs, RBI, slugging percentage, OPS, extra-base hits and total bases.
- Additionally earned his second-consecutive (second career) Rawlings Gold Glove Award® by leading all NL shortstops in fielding percentage (.991), double plays (98) and put outs per 9.0 innings (1.94).
- Became the third NL shortstop to win both the Gold Glove and Silver Slugger awards in consecutive seasons since the Silver Slugger Award was first awarded in 1980, joining Barry Larkin (1995-96) and Edgar Renteria (2002-03).
- Tulowitzki's .991 fielding percentage in 2011 is the fourth-highest fielding percentage for a MLB shortstop since the turn of the century...additionally, Tulowitzki set a career-high with his 1.94 put outs per 9.0 innings this season...in fact, Tulowitzki's 1.94 put outs/9.0 innings is the highest mark for a Major League shortstop since Mike Bordick had a 2.05 put outs per 9.0 innings average in the 1995 season with Oakland.
- Led Colorado with 53 multi-hit games, including 11 games with three-plus hits (tied Carlos Gonzalez)...his 53 multi-hit games were the seventh-most in the National League.
- Hit a home run in each of the four games of the Rox series at NYM 4/11-14...became the first player to hit a home run in each game of a 4-game series at Mets Citi Field (and will be only playing in the stadium's original dimensions).
- Tulowitzki climbed several Rockies historical stat rankings in 2011, and now ranks in the Rockies all-time top-10 in the following categories: runs (438, 7th), hits (770, 8th), doubles (152, 9th), home runs (122, 7th), RBI (443, 9th), walks (285, 5th) and games (697, 8th).
- Tulowitzki ranks in the top-10 of several categories among NL players since 2009 began, including: home runs (89, 8th), RBI (292, 7th), batting average (.304, 8th), slugging (.554, 4th), OPS (.931, 5th) and extra-base hits (196).
- Batted .356 with 48 RBI after the All-Star break...has a Major League-best 164 RBI post-All-Star break since 2009...averages an MLB-best 4.26 at-bats per RBI after the All-Star break since 2009, and a 4.78 AB-RBI rate after the break since 2007 (5th-best in MLB since 2007).

<b>OPENING DAY: 5 Starts</b> Rockies 2007-2011, SS	<b>RANKINGS (ROCKIES)</b> Hits (8th-770) Runs (7th-438) Doubles (9th-152) Home Runs (7th-122) RBI (9th-443) Extra-base hits (8th-295)
<b>ACCOLADES</b> MVP Voting: 4 times NL (2011-8th place) NL (2010-5th place) NL (2009-5th place) NL (2007-18th place) Rookie of the Year Voting: NL (2007-2nd place) Silver Slugger: Twice NL SS (2010-11) Gold Glove: Twice NL SS (2010-11) NL All-Star: Twice 2010-11	<b>LEAGUE LEADERS-NL</b> RBI: 2011 (5th-105) Slugging: (6th-.544) OPS: 2011 (6th-.916) Fielding pct.:2011 (1st-.991) Slugging: 2010 (4th-.568) Average: 2010 (4th-.315) OPS: 2010 (4th-.949)

**2010:** Had a second consecutive highly productive season in 2010 that resulted in his first career National League All-Star selection...earned his first career Rawlings Gold Glove Award® in 2010 after leading all NL shortstops in fielding percentage (.984), double plays (103), total chances per 9.0 innings (5.15) and putouts per 9.0 innings (1.78)...also earned his first Louisville Slugger® Silver Slugger Award™ in 2010 after leading all MLB shortstops in average (.315), home runs (27), RBI (95), game winning RBI (16), go-ahead RBI (28) and slugging percentage (.568)...Tulowitzki was the first NL shortstop to lead all NL SS in both slugging percentage and fielding percentage since Jay Bell with Pittsburgh in

1993...posted a batting line of .315 (148-for-470) with 32 doubles, three triples, 27 home runs, 95 RBI, 89 runs scored, a .381 on-base percentage and a .568 slugging percentage...his .949 OPS in 2010 is a new career high...set career highs in average, on-base and slugging as well...finished in the top-5 of the NL in average (4th), slugging (4th), OPS (4th) and at bats per RBI (4.95, 2nd)...finished the season by posting one of the most productive September's in Major League history...in September he hit .322 (37-for-115) with six doubles, two triples, 15 home runs, 40 RBI, 30 runs scored and an .800 slugging percentage...the only other Major League player to equal or exceed Tulowitzki's totals in both home runs and RBI during September in any season was Babe Ruth, who did it in 1927 (17 HR, 43 RBI), (Elias)...Tulowitzki is also just the sixth player to have at least 40 RBI in a single month in the Majors since 1954...Tulowitzki's 15 home runs and 40 RBI in September set new franchise records for most home runs and RBI in a single month...the previous records were 12 home runs (5 players) and 39 RBI (Dante Bichette in June 1996)...led all Major League shortstops in average, on-base percentage, slugging, OPS, home runs and RBI...led the club with both 16 game-winning RBI and 28 go-ahead RBI...finished sixth in the NL in game-winning RBI and fifth in go-ahead RBI...batted .323 (76-for-235) with 18 home runs and 61 RBI after the break...61 RBI after the break led the NL.

**2009:** Finished his third Major League season with a .297 batting average (161-for-543) with 32 home runs and 92 RBI...became the first shortstop in club history to lead the club in the following categories: homers, RBI, total bases (300) and runs (101)...posted the second-best fielding percentage (.986) by a shortstop in club history, just short of his own record (.987 in 2007)...ranked second among NL shortstops in fielding percentage, trailing only Jimmy Rollins (.990)...led all MLB shortstops in home runs...hit .344 in the second-half (led Rox, 4th in NL)...had 55 RBI after the All-Star break, 16 of which were go-ahead (led Rox in both categories after the break)...recorded career-high 20 stolen bases and became the second Rox shortstop with double-digit home runs and stolen bases in a season (also: Neifi Perez, 1999); recorded just the sixth 20-20 (HR-SB) season by a Rockies player, the first infielder to do so...had career-best nine triples, which were the most by any player in the Majors who hit at least 30 home runs...ranked second on the club in steals but led the team in caught stealing (11)...led the team with 19 infield hits and also had four bunt singles...drew career-best 73 walks and struck out fewer times (112) than in his rookie season (130 K's in 2007)...finished the season hitting cleanup, going 67-for-195 (.344) with 12 homers and 41 RBI from that spot; the club went 31-19 when he started in the No. 4 slot...on the Opening Day roster for the third time; became the only player in Colorado history to start on Opening Day three times before his 25th birthday...hit homers in each of his first two games of the season; hit one homer off each of the D-Back's All-Star starters Brandon Webb and Dan Haren...first career multi-homer (2) game 6/23 at LAA...hit the fifth cycle in club history 8/10 vs. CHC - 6th in MLB in '09, 287th all-time...career highs in hits (5-for-5) and RBI (7) 8/10 vs. CHC; first shortstop in MLB history to go 5-for-5 (or better) and have at least seven RBI in a game...third career walk-off hit 8/25 vs. LAD; walkoff single in 10th inning...hit career-best 25th home run 9/12 at SD...returned to lineup 9/11 and led club with .394 average (13-for-33), 5 HR's, 6 RBI on nine-game road trip (9/11-20); hit home runs in career-best four straight games, 9/15-19 to become first player to homer as a shortstop in four consecutive games since Miguel Tejada (2005 Orioles) and first NL shortstop to do so since Rich Aurilia (2001 Giants)...hit safely in 16 of final 19 games (.411, 30-for-73), 8 HR's in that span, leading the Rockies to clinch the franchise's second NL Wild Card in three years (since 2007)...named NL Player of the Week (week ending Sept. 20)...143 of his 151 games in the field were error-free.

**2008:** In a season interrupted by two stints on the disabled list, Tulowitzki hit .263 with 24 doubles, 8 home runs and 46 RBI in 101 games...led all NL shortstops after the All-Star break with a .327 avg. (74-for-226); also hit 5 homers and recorded 30 RBI in 62 games in the second half...struggled at the outset of the season, hitting .152 (16-105) with one home run and 11 RBI in his first 26 games before going the DL with a left quadriceps tendon tear (sustained while fielding a groundball in the 1st inning 4/29 at SF)...started 25 of the club's first 27 games at shortstop and his 96 assists led all MLB shortstops when the injury occurred...despite his struggles, he delivered two of the team's three last-at bat wins in April; on 4/17 at SD, he drove in the winning run in the 22nd inning of a 2-1 Rockies win, and on 4/24 vs. the CHI, he drove in the game-deciding run in the 8th inning on an RBI-fielder's choice groundout...reinstated from DL on 6/20 after missing 46 games (club went 20-26 in that span)...played just 13 games before landing on the DL again, this time with a laceration on his right hand; sustained when his bat shattered after pounding it into the ground after being removed from game 7/4 vs. FLA...returned to the lineup 7/21 vs. LAD and set a career-high with five hits (5-for-5) in that game...posted a .984 fielding pct. (3rd all-time by Rockie SS) (509 total chances, 311 assists)...became only the second Rockie to make two Opening Day starts for the club under the age of 24 (2B Roberto Mejia was 21 and 22 in both of his starts from 1994-95)...suffered strained left quad 4/29 at SF after throwing off-balance to first base then aggravating it two batters later while charging Aaron Rowand's groundball in the 1st inning.

**2007:** Beyond producing one of the best rookie seasons in franchise history, Tulowitzki was a key member of the 2007 World Series team because of his clutch hits and defensive plays...batted .291 with 24 home runs and 99 RBI in 155 games...his 99 RBI is the most in a season by a shortstop since Miguel Tejada had 150 RBI for Baltimore in 2004...the last NL shortstop with more RBI than Tulowitzki in a campaign was St. Louis' Edgar Renteria when he had 100 RBI in 2003...just one Rockie had more home runs than Tulowitzki (15) after the All-Star break (Holliday, 21)...his 24 home runs ranked as third-most among all Major League rookies, while his .291 average was the third-highest qualifying figure for all big league rookies...started 155 of the club's 163 games at shortstop, including each of the final 61 contests...had 21 go-ahead RBI, tied third-most among Rockies behind only Matt Holliday (30) and Brad Hawpe (23)...Todd Helton also had 21 go-ahead RBI on the club...22 of his 24 home runs came over the season's final four months...had a .297 (86-for-290) average when hitting in the No. 2 spot in the batting order...31 of his 99 RBI (31.3%) came in the 7th inning or later...at 22 years, 174 days old on 4/2, he was the second-youngest Opening Day starter in Rockies history...only second baseman Roberto Mejia was younger for his starts in both 1994 and 1995...joined Clint Barmes (2005) as the only rookies ever to start an opener at shortstop for Colorado...sat for three consecutive games 4/21-23, but would start 139 of club's final 143 games beginning 4/24...in that 4/24 game at NYM, hit an RBI triple off Billy Wagner in the 10th inning to give Colorado a brief 1-0 lead...turned an unassisted triple play on 4/29 vs. ATL...did not go more than two straight games in May without a hit, batting .303 (33-for-109) for the month...had his most productive month in August, batting .333 (40-for-120) with 6 homers, 8 doubles, 25 RBI and 18 runs scored in 29 games...was named the NL Rookie of the Month for August, leading all NL rookies in RBI and hits (40)...posted a career-high 12-game hit streak 8/16-27...homer on 8/10 at Philadelphia was his 20th of the season, passing Ernie Banks' 1954 total for most ever by an NL shortstop...hit .367 (11-for-30) with runners in scoring position in September...hit his first career grand slam on 9/29

**HIT STREAKS OF 10+ GAMES (5)**

12, August 16-27, 2007
11, May 16-27, 2010
10, August 19-29, 2010
10, July 25-August 4, 2009
10, April 27-May 7, 2007



vs. ARI off Dustin Nippert...batted .295 (26-for-88) with 5 home runs and 19 RBI over his final 21 games...was a home run shy of hitting for the cycle in the tiebreaker game on 10/1 vs. SD...tied his career high with four hits as he went 4-for-7 with 3 runs scored, 2 doubles, one triple and one RBI...scored the game-tying run in the 13th inning...prior to the season was named the 2007 Abby Greer Award winner during Spring Training.

**2006:** Spent most of the year with Double-A Tulsa, but made his MLB debut for Colorado in late August...it was just his second professional season, as he had never played above the Single-A level prior to '06...in fact, he had played just 126 minor league games before being called to the big leagues...batted .240 with one home run and 6 RBI in 25 games for Colorado...at the time of his MLB debut, he was 21 years, 324 days old, making him the third-youngest position player in franchise history and fifth-youngest overall...only Juan Uribe (21.261) and Roberto Mejia (21.092) had been younger when making their Rockies debut...Tulowitzki reached the Majors in the shortest span of time between draft day and debut of any position player in Rockies history (one year, 83 days)...among Rox draft picks, only right-handed pitcher Craig

**Getting Defensive** As a rookie, Tulowitzki led all qualifying Major League shortstops with a .987 fielding percentage, slightly better than Omar Vizquel...he also led all big league shortstops in total chances (834), assists (561), putouts (262) and double plays (114)...he was awarded the 2007 *Fielding Bible Award* for Best-Fielding shortstop in the Majors.

House (one year, 65 days) made it to the Majors in a shorter span of time...he became just the sixth player from the 2005 draft to appear in the Majors, and just the second position player (also Washington's Ryan Zimmerman)...Tulowitzki was the sixth player to be the Rockies' first overall amateur draft pick and appear in the big leagues for the club...was selected to the U.S. roster of this year's Futures Game on 7/9 in Pittsburgh, walking in his only plate appearance...had his contract purchased from Tulsa after Rockies game on 8/29 vs. NYM...started 23 of the club's final 31 games at shortstop...team went 11-12 in his starts...went 1-for-13 over his first four games in the big leagues, but, beginning with a four-hit game on 9/3, hit .265 (22-for-83) over his final 21 contests...made his MLB debut as starting shortstop on 8/30 vs. NYM, going 0-for-4 with 3 strikeouts...recorded first MLB hit on 8/31 vs. NYM with an infield single off Oliver Perez in the 3rd inning...posted first big league RBI on fielder's choice 9/1 at LAD...went 4-for-4 with a double and walk on 9/3 at LAD, his first career multi-hit game...went 2-for-4 next night, 9/4 at SD, with his first MLB home run, a solo shot to center field in the 4th inning at PETCO Park off Woody Williams...spent the rest of the year with Double-A Tulsa, batting .291 with 13 home runs and 61 RBI over 104 games...despite playing in just 104 of the playoff club's 139 games, still ranked among team leaders in doubles (3rd, 34), runs (T-3rd, 75), home runs (4th), walks (T-4th, 46) and RBI (5th, 61)...was part of a Drillers club that won the first half title in the North Division, but was called up to the big league club just prior to the Texas League playoffs...hit leadoff during his time with Drillers...was starting shortstop for North Division squad in Texas League All-Star Game on 6/20 at Little Rock's Ray Winder Field; went 1-for-4 in the game...named third-best prospect in the Texas League following the season...was selected to play for Grand Canyon Rafters in Arizona Fall League following the season, batting .329 (26-for-79) with one homer and 10 RBI...was named the AFL's No. 1 prospect by *Baseball America*.

**MINOR LEAGUES 2005:** Saw his first professional action with High-A Modesto, batting .266 with 4 home runs and 14 RBI in 22 games...was limited by a strained left quad muscle that was suffered on 8/2, but returned near season's end and appeared in all five Modesto playoff games...rated as the organization's No. 2 prospect following the season by *Baseball America*...tabbed as being best defensive infielder and having best infield arm among Rockies prospects by the same publication...became just the 12th player in franchise history to be a part of Major League spring camp the year after being drafted...of those 12, was just third non-pitcher/catcher in the group (also Todd Helton and Jeff Baker)...selected in first round of draft on 6/7, and was officially signed after completing a physical on 6/10...worked out at Coors Field on 6/11...reported to Modesto shortly thereafter and went 0-for-4 as shortstop in his pro debut on 6/21 vs. High Desert...recorded first pro hit in third game on 6/23 vs. Lancaster, a game-winning RBI single in the 8th inning...hit first home run on 7/1 at San Jose, a two-run blast off Giants farmhand Ryan Sadowski...sustained a strained left quad muscle during game on 8/2 at Bakersfield and would miss a month on the disabled list...was activated 9/3 and went 3-for-9 in two regular season games after his return...participated in Rockies instructional league in the fall.

**POSTSEASON:** Started at shortstop and batted from the cleanup spot in all four games of the 2009 NLDS vs. Philadelphia...had an RBI in 3 of the 4 games...went 2-for-4 and drove in the Rockies' only run of the game in the 9th inning of Game 1 at Philly...also had a double in Game 4, but made the final out of the series as he struck out against Brad Lidge...started all 11 games for the Rox in his first trip to the postseason in 2007...4 of his 8 postseason hits went for extras...had 2 multi-hit contests, including a 2-for-3 with 2 doubles performance in Game 1 of the World Series at Boston; drove in Rox' only run of that game with a double on the first World Series pitch he saw...struggled with RISP, going 1-for-14 but still managed 2 RBI...went 2-for-5 with a double and a home run in Game 2 of the LCS at Philadelphia...reached base in 7 straight games from Game 1 of the LCS through Game 3 of the World Series.

**COLLEGE:** A three-year starter at Long Beach State, Tulowitzki was a two-time All-American and three-time All-Big West selection...prior to being drafted, was ranked as fourth-best overall prospect by *Baseball America*, in addition to being labeled as having best arm strength among all collegiate position players...batted .310 with 20 home runs and 48 multi-hit contests in 155 career games for the Dirtbags, becoming just the sixth player in program history to clear the 20-homer plateau...helped lead Long Beach State to consecutive NCAA Super Regionals in 2004-05, earning First Team All-Big West in each of those two campaigns...was named Most Outstanding Player at 2004 Palo Alto Regional after hitting three key home runs against Stanford...batted a team-best .349 with 8 home runs and 29 RBI in 39 games in 2005...missed 20 games during his final collegiate season after surgery on the hamate bone in his left hand...was named a First-Team All-Big West selection and a Third-Team All-American by Collegiate Baseball after the '05 season...hit .317 with team-high 7 home runs in 2004, posting a .491 slugging percentage...in his first season in 2003, led team with 44 RBI, believed to be first Long Beach freshman to accomplish that feat since full records began being kept in the 1980's...majored in kinesiology at Long Beach State...during summer of 2004, was starting shortstop for a Team USA that won the gold medal as part of world championships in Taiwan...helped lead the 8-0 squad by batting .299 with 4 HR and 18 RBI over club's 25 games leading up to and including final contests in Taiwan...tied for team lead in homers and ranked second on squad in RBI.

**PERSONAL:** Troy Trevor Tulowitzki...married his high school sweetheart, Danyll, during the Fall of 2009...his father, Ken, was his best man at the ceremony...Troy graduated from Fremont High School in Sunnyvale, CA, in suburban San Jose...earned four varsity letters in baseball and two in basketball...twice named Second-Team All-State in baseball and was a three-time team MVP...batted .519 as a senior and .536 as a junior...went 15-1 on the mound his junior year...was a league MVP in basketball, where he was Second-Team All-State and team MVP...averaged 22.6 points in basketball his senior year...named Fremont High Athlete of the Year in 2002...signed with Rox June 10, 2005 (Todd Blyleven).

**TULOWITZKI'S CAREER RECORD**

Year	Team	AVG	G	AB	R	H	2B	3B	HR	RBI	SAC	SF	HBP	BB	IBB	SO	SB	CS	GIDP	OBP	SLG
2005	Modesto	.266	22	94	17	25	6	0	4	14	0	0	2	9	0	18	1	0	2	.343	.457
2006	Tulsa	.291	104	423	75	123	34	2	13	61	1	5	10	46	3	71	6	5	8	.370	.473
	<b>COLORADO</b>	<b>.240</b>	<b>25</b>	<b>96</b>	<b>15</b>	<b>23</b>	<b>2</b>	<b>0</b>	<b>1</b>	<b>6</b>	<b>1</b>	<b>0</b>	<b>1</b>	<b>10</b>	<b>3</b>	<b>25</b>	<b>3</b>	<b>0</b>	<b>1</b>	<b>.318</b>	<b>.292</b>
2007	<b>COLORADO</b>	<b>.291</b>	<b>155</b>	<b>609</b>	<b>104</b>	<b>177</b>	<b>33</b>	<b>5</b>	<b>24</b>	<b>99</b>	<b>5</b>	<b>2</b>	<b>9</b>	<b>57</b>	<b>3</b>	<b>130</b>	<b>7</b>	<b>6</b>	<b>14</b>	<b>.359</b>	<b>.479</b>
2008	<b>COLORADO</b>	<b>.263</b>	<b>101</b>	<b>377</b>	<b>48</b>	<b>99</b>	<b>24</b>	<b>2</b>	<b>8</b>	<b>46</b>	<b>2</b>	<b>2</b>	<b>2</b>	<b>38</b>	<b>5</b>	<b>56</b>	<b>1</b>	<b>6</b>	<b>16</b>	<b>.332</b>	<b>.401</b>
	Modesto	.333	5	12	3	4	3	0	0	1	0	1	0	5	0	2	0	0	0	.500	.583
	Colo. Springs	.429	2	7	2	3	1	0	0	1	0	0	0	1	0	1	1	0	1	.500	.571
2009	Tulsa	.333	5	21	5	7	0	0	2	3	0	0	0	3	0	1	0	0	1	.417	.619
	<b>COLORADO</b>	<b>.297</b>	<b>151</b>	<b>543</b>	<b>101</b>	<b>161</b>	<b>25</b>	<b>9</b>	<b>32</b>	<b>92</b>	<b>0</b>	<b>9</b>	<b>3</b>	<b>73</b>	<b>4</b>	<b>112</b>	<b>20</b>	<b>11</b>	<b>20</b>	<b>.377</b>	<b>.552</b>
2010	<b>COLORADO</b>	<b>.315</b>	<b>122</b>	<b>470</b>	<b>89</b>	<b>148</b>	<b>32</b>	<b>3</b>	<b>27</b>	<b>95</b>	<b>1</b>	<b>5</b>	<b>5</b>	<b>48</b>	<b>4</b>	<b>78</b>	<b>11</b>	<b>2</b>	<b>17</b>	<b>.381</b>	<b>.568</b>
	Colo. Springs	.250	2	4	1	1	0	0	0	0	0	0	0	1	0	0	0	0	2	.400	.250
	Tulsa	.143	2	7	1	1	1	0	0	1	0	0	1	0	0	2	0	0	0	.125	.286
2011	<b>COLORADO</b>	<b>.302</b>	<b>143</b>	<b>537</b>	<b>81</b>	<b>162</b>	<b>36</b>	<b>2</b>	<b>30</b>	<b>105</b>	<b>1</b>	<b>5</b>	<b>4</b>	<b>59</b>	<b>12</b>	<b>79</b>	<b>9</b>	<b>3</b>	<b>16</b>	<b>.372</b>	<b>.544</b>
<b>Major League Totals</b>		<b>.293</b>	<b>697</b>	<b>2632</b>	<b>438</b>	<b>770</b>	<b>152</b>	<b>21</b>	<b>122</b>	<b>443</b>	<b>10</b>	<b>23</b>	<b>24</b>	<b>285</b>	<b>31</b>	<b>480</b>	<b>51</b>	<b>28</b>	<b>84</b>	<b>.364</b>	<b>.505</b>
<b>Minor League Totals</b>		<b>.289</b>	<b>142</b>	<b>568</b>	<b>104</b>	<b>164</b>	<b>45</b>	<b>2</b>	<b>19</b>	<b>81</b>	<b>1</b>	<b>7</b>	<b>12</b>	<b>65</b>	<b>3</b>	<b>95</b>	<b>8</b>	<b>5</b>	<b>14</b>	<b>.370</b>	<b>.475</b>

**DIVISION SERIES RECORD**

Year	Team	AVG	G	AB	R	H	2B	3B	HR	RBI	BB	SO
2007	COLORADO vs. Philadelphia	.167	3	12	1	2	1	0	1	2	1	5
2009	COLORADO vs. Philadelphia	.250	4	16	0	4	2	0	0	3	0	2
<b>Totals</b>		<b>.214</b>	<b>7</b>	<b>28</b>	<b>1</b>	<b>6</b>	<b>3</b>	<b>0</b>	<b>1</b>	<b>5</b>	<b>1</b>	<b>7</b>

**LEAGUE CHAMPIONSHIP SERIES RECORD**

Year	Team	AVG	G	AB	R	H	2B	3B	HR	RBI	BB	SO
2007	COLORADO vs. Arizona	.188	4	16	1	3	0	0	0	0	1	5

**WORLD SERIES RECORD**

Year	Team	AVG	G	AB	R	H	2B	3B	HR	RBI	BB	SO
2007	COLORADO vs. Boston	.231	4	13	1	3	2	0	0	1	2	5

**CAREER TRANSACTIONS**

- 2005: Selected by Colorado in the first round (seventh overall) of the June draft.
- 2008: Signed six-year contract with Colorado through 2013 on 1/23...on disabled list, 5/3-6/20 with left quadriceps tendon tear...on disabled list, 7/5-21 with right hand laceration.
- 2010: On disabled list, 6/18-7/27 with fractured left wrist...signed six-year contract extension through 2020 on 11/30.

**GRAND SLAMS (2)**

DATE	OPP.	INNING	PITCHER
9/29/07	vs. ARI	5	Dustin Nippert
9/15/08	vs. SD	4	Wade LeBlanc

**MULTI-HOME RUN GAMES (6)**

NO.	DATE	OPP.	PITCHER(S)
2	6/23/09	at LAA	Sean O'Sullivan (2)
2	9/8/10	vs. CIN	Bronson Arroyo (2)
2	9/10/10	vs. ARI	D. Carrasco, Z. Kroenke
2	9/15/10	vs. SD	C. Richard, E. Mujica
2	9/18/10	at LAD	John Ely (2)
2	8/27/11	at LAD	Billingsley, Kuo

**CYCLES (1)**

August 10, 2009 vs. CHC (HR, 1B, 2B, 3B, 1B)

**CAREER FIELDING**

SS	CLUB	PCT	G-GS	PO	A	E	TC	DP
2006	COLORADO	.983	25-23	47	69	2	118	25
2007	COLORADO	.987	155-155	262	561	11	834	114
2008	COLORADO	.984	101-97	190	311	8	509	70
2009	COLORADO	.986	151-148	215	433	9	657	89
2010	G COLORADO	.984	122-122	211	388	10	609	103
2011	G COLORADO	.991	140-140	261	417	6	684	98
<b>Career Totals</b>		<b>.987</b>	<b>694-685</b>	<b>1186</b>	<b>2179</b>	<b>46</b>	<b>3411</b>	<b>499</b>

G - Rawlings Gold Glove

**UNDER REVIEW**

Coors Field had its first instant replay review in 2009.

**August 10, 2009 vs. Chicago Cubs**

Instant replay was used for the first time at Coors Field on August 10, 2009. The Rockies felt that Troy Tulowitzki had hit a grand slam. Umpire Bill Welke called it foul. After reviewing replays, Welke's call was upheld. The instant replay official in New York ruled in favor of the umpires. Bob Davidson, the crew chief, had access to a field-level monitor controlled by an MLB technician in New York, who provided looks at all replay angles available from FSN Rocky Mountain and Comcast Chicago, both of which televised the game. What might have been a grand slam down the left-field line was ruled a foul ball before Tulowitzki singled later in the at-bat. The first official review lasted 4 minutes, 10 seconds.

Tulowitzki, who had already hit a home run in the game (1st inning), hit for the cycle that night. When he tripled in the 7th inning to complete the cycle it appeared that the non-home run call allowed him to hit for the cycle (since he collected a single in that at-bat instead of a grand slam). But Tulowitzki went on to hit another single in the 8th inning, finishing his night 5-for-5 with 7 RBI. Cubs manager Lou Piniella, who was happy the call was not ruled a grand slam, had this to say about Tulowitzki's performance: "What did he have, five hits? Seven RBI? And he just missed that one around the flagpole (reviewed play). I've never seen a guy drive in nine runs in a game. Thank God I didn't."



**27** **TIM WHEELER** **OF**

Ht: 6-4

Wt: 205

B/T: L/R

Age: 24

Born: Jan. 21, 1988 in Sacramento, CA Residence: Sacramento, CA

Major League Service: 0.000

Contract: Through 2012

Obtained: Selected in the 1st round (32nd) of 2009 Draft out of Cal. St. Sacramento

COLORADO

**HIGHLIGHTS**

The final pick in the first round of the 2009 First-Year Player Draft, Wheeler will participate in his second Major League training camp in 2012...**set a Rockies Double-A and Tulsa Drillers franchise record with 33 home runs in 2011**...named the Rockies Organization Player of the Month, and Texas League Player of the Month, for May 2009...**named a Baseball America Minor League All-Star and Double-A All-Star in 2011**...was a Texas League Mid-Season and Postseason All-Star in 2011 as well...skipped over Single-A Asheville in 2010 to spend his first entire full professional season at High-A Modesto...was second among Nuts players in both home runs (12) and stolen bases (22) as the club's everyday center fielder in 2010...**was ranked by Baseball America as the Rockies' fifth-best prospect following his 2011 breakout season**...was also ranked by the publication following the 2009 season (No. 7) and 2010 season (No. 21).

**2011**

- Set career-highs in nearly every offensive category for Double-A Tulsa in 2011, his second full professional season. • Hit .287 (161-for-561) with 28 doubles, 6 triples, 33 home runs, 86 RBI, 105 runs scored and 21 steals as the Drillers regular starting center fielder and leadoff man.
- Wheeler's 33 home runs set a new Tulsa Drillers record and are the most ever for a Rockies Double-A player, surpassing the 31 home runs Joe Koshansky had in 2006...his 33 home runs were also the most for a Double-A player in all of Minor League baseball in 2011, thus earning the MiLB Double-A Round Tripper Award.
- Was named to the Texas League Mid-Season and Post-Season All-Star teams in 2011...was also named a *Baseball America* Minor League All-Star and a *Baseball America* Double-A All-Star.
- Was the Rockies Organization Player of the Month and the Texas League Player of the Month for May...hit .389 (44-for-113) with 9 doubles, 1 triple, 8 home runs and 24 RBI during the month.
- Was named the Texas League Player of the Week three times, the week of 5/9, week of 5/30 and the week of 8/29.
- Finished the season with the Arizona Fall League Champion Salt River Rafters, where he batted .256 (31-for-121) with 11 doubles, 1 triple, 3 home runs and 25 RBI in 32 games...played in the AFL Rising Stars Game.
- Rated the Rockies fifth-best prospect following the season by *Baseball America*.

**2010:** Spent his first full professional season at High-A Modesto, skipping over Single-A Asheville...was the Nuts' regular center fielder, playing in 129 games...led the Nuts with his 88 runs scored, and was second on the club in home runs (12, T-2nd), stolen bases (22) and walks (60)...batted much better with runners in scoring position (.282, 40-for-142) than with the bases empty (.234, 65-for-278)...played almost every game out of the top-2 spots in the lineup, including 108 games as the club's No. 2 hitter...was just 5-for-25 combined when batting anywhere other than the first or second spots...ranked as the Rockies No. 21 prospect by *Baseball America* following the season.


**2009:** Played his first professional season with Tri-City as the club's regular center fielder...hit .256 (70-for-273) with 13 doubles, 3 triples, 5 home runs and 35 RBI in 68 games, with the majority of his time coming as the club's lead off hitter...finished the season on a 12-game hitting streak...hit .185 (10-for-54) vs. lefties, and .274 (60-for-219) vs. righties...following the season was rated the seventh-best prospect in the Rockies organization by *Baseball America*.

**COLLEGE:** Batted .385 (77-for-200) with 59 runs scored, 16 doubles, 3 triples, 18 home runs, 72 RBI and 15 stolen bases in 54 games for the Hornets in 2009...Wheeler led the Hornets in home runs, RBI, slugging percentage (.765), on-base percentage (.494), total bases (153) and stolen bases...the left-handed hitter drew more walks (29) than he had strikeouts (28)...he was rated as the second-best center field prospect, and 15th-best prospect overall, among players available for the draft by *Baseball America*...Wheeler was selected an All-Western Athletic Conference First-Team member for the second consecutive season...he became the first Sacramento State player ever named to the conference's first team more than once...his 72 RBI in 2009 also set a school record for a single season...Wheeler also set the school's all-time RBI mark with 142, doing so in just three seasons at the university...he hit .457 with runners in scoring position, and .451 with runners on base in 2009...the right-handed throwing Wheeler also had five outfield assists this season

**PERSONAL:** Signed by Rockies scout Gary Wilson...was a four-year letter winner in both baseball and football at El Camino High School in Sacramento, CA...was named to the All-Metro First-Team as a senior after hitting .535 with 8 doubles, 3 triples, 3 home runs, 15 stolen bases and 28 runs scored...was a three-time Team MVP in baseball, and a team MVP in football as well.

**WHEELER'S CAREER RECORD**

Year	Team	AVG	G	AB	R	H	2B	3B	HR	RBI	SAC	SF	HBP	BB	IBB	SO	SB	CS	GIDP	OBP	SLG
2009	Tri-City	.256	68	273	44	70	13	3	5	35	2	2	3	29	1	60	10	4	3	.332	.381
2010	Modesto	.249	129	510	88	127	21	6	12	63	5	4	13	60	4	114	22	8	11	.341	.384
2011	Tulsa	.287	138	561	105	161	28	6	33	86	2	3	12	59	6	142	21	12	7	.365	.535
<b>Minor League Totals</b>		<b>.266</b>	<b>335</b>	<b>1344</b>	<b>237</b>	<b>358</b>	<b>62</b>	<b>15</b>	<b>50</b>	<b>184</b>	<b>9</b>	<b>9</b>	<b>28</b>	<b>148</b>	<b>11</b>	<b>316</b>	<b>53</b>	<b>24</b>	<b>21</b>	<b>.349</b>	<b>.446</b>





# 6 ALEX WHITE

# RHP

Ht: 6-3      Wt: 215      B/T: R/R      Age: 23/24  
 Born: Aug. 29, 1988 in Greenville, NC      Residence: Greenville, NC  
 Major League Service: 0.152      Contract: Through 2012  
 Obtained: Trade from Cleveland for RHP Ubaldo Jimenez on July 31, 2011

## COLORADO

### HIGHLIGHTS

White will be making his **second straight appearance at a Major League Spring Training** after being a non-roster invite to the Indians camp in 2011...**the right-hander has a career record of 3-4 with a 7.01 ERA (51.1 ip, 40 er) in 10 starts, three with Cleveland and seven with Colorado...**was rated the No. 2 prospect by *Baseball America* in the Indians system prior to the 2011 season...was named Indians Minor League Pitcher of the Year in 2010 (Bob Feller Award) for his efforts...**was named an ACC First-Team selection in each of his final two seasons with the University of North Carolina...**in 2008 was named the ACC Pitcher of the Year...selected by the Indians in the first round (15th overall) in the 2009 First-Year Player Draft.

#### 2011

- Made 10 starts in the Major Leagues this season, his first season in the Majors...he recorded three starts as a Cleveland Indian and seven starts as a member of the Colorado Rockies after being traded.
- Was traded to the Rockies at the trade deadline in the deal that sent Ubaldo Jimenez to Cleveland...at the time of the trade, White was on the 60-day disabled list with right middle finger soreness.
- Was reinstated from the disabled list 8/23 after four rehab starts, going 1-1 with a 1.65 ERA (16.1 ip, 3 er), a walk, 10 strikeouts and a .172 opponent average...in his last rehab start for the Drillers on 8/18, White allowed just 3 hits and one walk with 4 strikeouts while tossing 7.2 scoreless innings in the victory.
- White was a non-roster invite to the Indians Spring Training in 2011...he began the year with Triple-A Columbus where he made four starts before having his contract selected to the Majors by the Indians on 4/30.
- White has 10 career MLB starts and is 3-4 with a 7.01 ERA (51.1 ip, 40 er) in those 10 with 37 strikeouts and 25 walks.
- Rated the No. 2 prospect in the Indians system (47th overall prospect in the minors) entering 2011 by *Baseball America*.
- White made 4 starts in 2011 with Triple-A Columbus, going 1-0 with a 1.90 ERA (23.2 ip, 5 er), 5 walks and 28 strikeouts, all in April.

**2010:** Had an outstanding season in his first professional campaign and was named Indians Minor League Pitcher of the Year (Bob Feller Award) for his efforts...went a combined 10-10 with a 2.45 ERA (150.2 ip, 123 h, 63 r/41 er, 46 bb, 117 k) in 26 games/25 starts between Kinston and Akron...led the organization in innings (150.2), was second in ERA (2.45), sixth in strikeouts (117) and tied for fourth with 10 wins...began the year with Kinston going 2-3 with a 2.86 ERA in 8 starts (44.0 ip, 14 er) before being promoted to Double-A Akron...in 18 games/17 starts with the Aeros, went 8-7 with a 2.28 ERA (106.2 ip, 27 er)...his 2.28 ERA would have led the Eastern League however did not qualify...following the season he was ranked by *Baseball America* as the eighth-best prospect in the Eastern League...went at least 5.0 innings in 23 of 26 starts on the year and 22 of his final 23...finished strong, going 7.0 shutout innings on three hits allowed in his final start, 8/26, and over his last three starts his ERA was 1.47 (18.1 ip, 3 er)...went 11 of 12 starts from 5/28-7/29 with Akron where he went at least 5.0 innings and allowed one earned run or less in 11 of those starts...allowed two earned or less in 15 of his 18 games with Akron...combined on the year he limited hitters to a .220 (123-for-559) average against as lefties hit just .211 (56-for-265) off him...named second-best Indians prospect by *Baseball America* entering 2011 season.

**COLLEGE:** Completed the 2009 season, his junior year at the University of North Carolina, going 8-4 with a 3.87 ERA (107.0 ip, 46 er) with 121 strikeouts and 44 walks while holding opponents to a .233 average in 16 starts for the Tarheels who advanced to the College World Series...in the Tarheels first game of the CWS, allowed just one run on 7 hits in 9.0 innings while walking 3 and striking out 12...following the season he was named to the ACC First-Team for the second consecutive season...prior to the draft was ranked as the sixth-best prospect, fourth-best pitcher, in the entire 2009 Draft by *Baseball America*...in 2008, he went 13-3 with a 2.83 ERA (101.2 ip, 32 er) with 113 strikeouts to 42 walks in 20 games/15 starts and was named the ACC Pitcher of the Year and a Third-Team All-America by *Baseball America*.

**PERSONAL:** Alex Bruce White...in 2009 Pitched in the Arizona Fall Instructional League in Goodyear...in 2006 was selected by the Los Angeles Dodgers in the 14th round of the First-Year Player Draft, but did not sign...played four years as a pitcher and shortstop at D.H. Conley (NC) High School, graduating in 2006...earned Third-Team High School All-America honors from *Baseball America*...led Conley to the 2006 state 3A title and earned MVP honors in the state tournament...also helped team to 2005 state 4A crown...played four years of basketball as a point guard...majored in sports administration at UNC...brother, Travis, played at North Carolina Wesleyan and played one year of professional ball.

### WHITE'S CAREER RECORD

Year	Team	W	L	ERA	G	GS	CG	SHO	GF	SV	IP	H	R	ER	HR	HB	BB	IBB	SO	WP	BK
2010	Kinston	2	3	2.86	8	8	0	0	0	0	44.0	32	18	14	4	0	19	0	41	1	0
	Akron	8	7	2.28	18	17	0	0	0	0	106.2	91	45	27	8	2	27	0	76	5	0
2011	Columbus	1	0	1.90	4	4	0	0	0	0	23.2	19	7	5	1	2	5	0	28	1	0
	<b>CLEVELAND</b>	<b>1</b>	<b>0</b>	<b>3.60</b>	<b>3</b>	<b>3</b>	<b>0</b>	<b>0</b>	<b>0</b>	<b>0</b>	<b>15.0</b>	<b>14</b>	<b>7</b>	<b>6</b>	<b>3</b>	<b>0</b>	<b>9</b>	<b>2</b>	<b>13</b>	<b>0</b>	<b>0</b>
	Tulsa	1	1	1.65	4	4	0	0	0	0	16.1	10	3	3	1	1	1	0	10	0	0
	<b>COLORADO</b>	<b>2</b>	<b>4</b>	<b>8.42</b>	<b>7</b>	<b>7</b>	<b>0</b>	<b>0</b>	<b>0</b>	<b>0</b>	<b>36.1</b>	<b>48</b>	<b>35</b>	<b>34</b>	<b>12</b>	<b>4</b>	<b>16</b>	<b>1</b>	<b>24</b>	<b>5</b>	<b>0</b>
<b>Major League Totals</b>		<b>3</b>	<b>4</b>	<b>7.01</b>	<b>10</b>	<b>10</b>	<b>0</b>	<b>0</b>	<b>0</b>	<b>0</b>	<b>51.1</b>	<b>62</b>	<b>42</b>	<b>40</b>	<b>15</b>	<b>4</b>	<b>25</b>	<b>3</b>	<b>37</b>	<b>5</b>	<b>0</b>
<b>Minor League Totals</b>		<b>12</b>	<b>11</b>	<b>2.31</b>	<b>34</b>	<b>33</b>	<b>0</b>	<b>0</b>	<b>0</b>	<b>0</b>	<b>190.2</b>	<b>152</b>	<b>73</b>	<b>49</b>	<b>14</b>	<b>5</b>	<b>52</b>	<b>0</b>	<b>155</b>	<b>7</b>	<b>0</b>



**16 BRANDON WOOD INF**

**Ht:** 6-3      **Wt:** 205      **B/T:** R/R      **Age:** 27  
**Born:** March 2, 1985 in Austin, TX      **Residence:** Scottsdale, AZ  
**Major League Service:** 3.015      **Contract:** Through 2012  
**Obtained:** Signed as a Minor League free agent on November 19, 2011

# COLORADO

## HIGHLIGHTS

Joins the Rockies after splitting the 2011 season between the Los Angeles Angels and Pittsburgh Pirates...**set career-highs in games (105), at-bats (250), batting average (.216), doubles (10), home runs (7) and RBI (31) in 2011, spending the majority of the season with Pittsburgh...**has played all four infield positions in his Major League career...twice named the Angels top prospect by *Baseball America*, prior to both the 2006 and 2007 seasons...**named the Sporting News' Minor League Baseball Player of the Year following his historic 2005 season in which he set Angels Minor League records with 43 home runs and 101 extra-base hits...**became the first player in Minor League history to have 100 extra-base hits in a season.

### 2011

- Spent the entire 2011 season in the Majors between the Los Angeles Angels and Pittsburgh...was the first time in his career to spend the entire season in the Major Leagues.
- Was named to his second career Opening Day roster with the Angels, then was designated for assignment on 4/19 and acquired off waivers by the Pirates on 4/22...would spend the remainder of the 2011 season on the Pirates active roster as a utility infielder.
- Set career-highs in nearly every offensive category in 2011, including games (105), at-bats (250), batting average (.216), doubles (10), home runs (7), RBI (31) and runs (26).
- Played just six games for the Angels before being designated, going 2-for-14 with a double...hit .220 (52-for-236) for the Pirates.
- Saw action at first base (9 games), second base (3), third base (61) and shortstop (19) for the Pirates.
- Batted .241 (21-for-87) with two home runs and 14 RBI off left-handed pitching and .202 (33-for-163) with five home runs and 17 RBI off right-handed pitching.

**2010:** Made first career Opening Day roster with Angels and was Opening Day starting third baseman...struggled throughout campaign batting .146 (33-for-226) with 20 runs scored, two doubles, four home runs and 14 RBI in 81 games...made 46 starts at third base and 20 starts as shortstop...batted .176 (27-for-153) from April-June and hit .082 (6-for-73) from July-September...hit game-winning home run in 9th inning 9/17 at TB...5 of his 11 career home runs have been hit in the 9th inning...cracked first career grand slam 6/27 vs. COL...also logged career-best four RBIs...was second slam in as many days for Angels (Matsui)...recalled from rehab and activated from DL 6/15...placed on DL 5/25 (retro to 5/24) with hip flexor strain and missed total of 20 games.

**2009:** Had three separate stints with Angels in 2009...originally recalled, 4/20...in first stretch with Angels, batted .333 (3-for-9) in three games before being optioned back to Salt Lake, 5/7...also recalled 7/10 (optioned 7/31)...on season with Halos, batted .195 (8-for-41) with one home run and three RBI in 18 games...batted .293 (113-for-386) with 65 runs, 28 doubles, four triples, 22 home runs and 72 RBI in 99 games with Salt Lake...558 slugging percentage was fifth in PCL...logged 20 plus home runs for fifth consecutive season in minors...was a PCL All-Star.

**2008:** Saw significant playing time with Angels due to injuries throughout infield...appeared in 55 games with Halos, batting .200 (30-for-150) with four doubles, five home runs and 13 RBIs...made 19 starts at third base and 19 at shortstop...saw most of playing time in September, batting .236 (17-for-72) with four home runs and 10 RBIs...best game of young career came 9/8 vs. NYY (3-for-4, 2 R, 2 HR, 3 RBI, 1 K)...marked first career multi-home run game...collected fifth home run of season 9/18 at OAK (came on back end of three consecutive homers by Angels)...made first Major League start at shortstop 5/24 at CWS...batted .296 (117-for-395) with 82 runs scored, 21 doubles, 31 home runs and 84 RBI in 103 games with Salt Lake...2008 marked the third time in four seasons he recorded 25-plus home runs in minors...named to PCL Postseason All-Star Team and Topps Triple-A All-Star Team.

**2007:** In 2007, Angels selected his contract 4/26...had five stints with the Halos...recalled May 3 (optioned, 5/8), 7/13

### 2011

### HIGHS AND LOWS

### CAREER

2, 10x, last: September 15 at LAD	<b>Hits</b>	3, 4x, last: April 27, 2010 vs. CLE
1, 7 x, last: August 7 vs. SD	<b>Home Runs</b>	2, July 8, 2008 vs. NYY
3, 3x, last: August 19 vs. CIN	<b>RBI</b>	4, June 27, 2010 vs. COL
4 games, July 30-August 4	<b>Hit Streak</b>	5 games, June 16-22, 2010
2, 2x, last: July 17 at HOU	<b>Runs</b>	2, 7x, last: July 17, 2011 at HOU
2, 2x, last: July 17 at HOU	<b>Doubles</b>	2, July 27, 2011 at HOU
None	<b>Triples</b>	None
5, 2x, last: August 7 vs. SD	<b>Total Bases</b>	9, July 8, 2008 vs. NYY
2, 2x, last August 4 vs. CHC	<b>Walks</b>	2, 2x, last: August 4, 2011 vs. CHC
4, August 29 at HOU	<b>Strikeouts</b>	4, August 29, 2011 at HOU
None	<b>Stolen Bases</b>	1, 5x, last: April 14, 2010 at NYY

**WOOD CONTINUED**

(optioned, 7/30), 8/22 (optioned, 8/24) and 9/11...made Major League debut, 4/26 vs. TB, finishing 0-for-4...first Major League hit was a single off Bobby Jenks (4/29 at CWS)...picked up first career RBI with a pinch-hit double, 7/17 at TB...connected for first Major League home run, 9/12 at BAL off Danys Baez...made a total of nine starts with Angels (all at third base)...rated as Angels' top prospect by *Baseball America* for second straight season...played majority of season at Triple-A Salt Lake where he led the team in home runs (23)...batted .272 (119-for-437) with 73 runs scored, 27 doubles, one triple, 23 home runs and 73 RBI in 111 games with Bees...had contract selected by Angels, 4/26 and posted five stints in the Majors during season.

**MINOR LEAGUES 2006:** Rated as Angels' top prospect by *Baseball America*...spent full season at Double-A Arkansas...named Texas League Player of Week, 6/26-7/2...selected to 2006 Texas League All-Star Game and Postseason All-Star Team...member of USA Baseball Olympic Qualifying Team...**2005:** Named The Sporting News' Minor League Baseball Player of the Year...produced one of the best offensive seasons in the history of the Minor Leagues with Rancho Cucamonga...awarded Topps California League Player of Year and Minor League Baseball Round-Tripper Award (for most home runs)...named Angels' Organization's Co-Player of Year (with Howie Kendrick) and California League MVP...selected to play in MLB Futures Game (U.S. Team) at 2005 All-Star Game, and 2005 California League All-Star Game...set Angels' franchise and California League single-season record with 43 home runs (Previously Dick Simpson, 42, 1962 with San Jose)...his 53 doubles, 370 total bases and 101 extra-base hits also set Angels' Minor League marks...was the first Minor League player ever with over 100 extra-base hits in a season...named to 2005 Regional Olympic Qualifying Team (.238, 1 HR, 4 RBI)...played for Scottsdale Scorpions in Arizona Fall League with a league-leading 32 RBI and AFL record 14 home runs...**2004:** Led Cedar Rapids in hits (120) and walks (46)...selected to play in Midwest League All-Star game...**2003:** Opened professional career in with Angels Arizona Summer League squad before joining Rookie Level Provo...hit .278 (45-for-162) with five home runs and 31 RBI in 42 games.

**PERSONAL:** Richard Brandon Wood...in 2006, was ranked as third-best prospect in all of professional baseball by *Baseball America*, behind Delmon Young and Justin Upton...attended Horizon HS in Scottsdale (AZ), where he established a scholarship fund for a deserving prep baseball player each year...has also donated towards a new baseball scoreboard for the school...originally signed by Angels' scout Jeff Scholzen.

**WOOD'S CAREER RECORD**

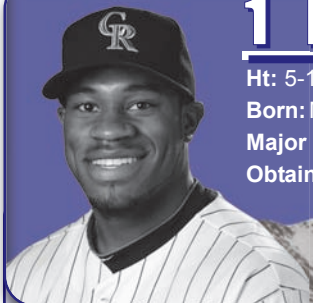
Year	Team	AVG	G	AB	R	H	2B	3B	HR	RBI	SAC	SF	HBP	BB	IBB	SO	SB	CS	GIDP	OBP	SLG
2003	AZL Angels	.308	19	78	14	24	8	2	0	13	0	2	2	4	0	15	3	0	2	.349	.462
	Provo	.278	42	162	25	45	13	2	5	31	0	1	2	16	0	48	1	1	2	.348	.475
2004	Cedar Rapids	.251	125	478	65	120	30	5	11	64	4	2	5	46	3	117	21	5	8	.322	.404
	Rancho Cucu.	.321	130	536	109	172	51	4	43	115	2	2	7	48	5	128	7	3	12	.383	.672
2005	Salt Lake	.316	4	19	1	6	2	1	0	0	1	0	0	0	0	6	0	0	0	.316	.526
	Arkansas	.276	118	453	74	125	42	4	25	83	1	8	6	54	1	149	19	3	10	.355	.552
2007	Salt Lake	.272	111	437	73	119	27	1	23	77	0	5	1	45	0	120	10	1	10	.338	.497
	LOS ANGELES	.152	13	33	2	5	1	0	1	3	0	0	0	0	0	12	0	0	0	.152	.273
2008	Salt Lake	.296	103	395	82	117	21	2	31	84	0	2	6	45	1	104	6	5	9	.375	.595
	LOS ANGELES	.200	55	150	12	30	4	0	5	13	1	1	1	4	0	43	4	0	3	.224	.327
2009	Salt Lake	.293	99	386	65	113	28	4	22	72	0	4	2	36	3	80	1	1	11	.353	.557
	LOS ANGELES	.195	18	41	5	8	1	0	1	3	1	0	1	3	0	19	0	0	3	.267	.293
2010	LOS ANGELES	.146	81	226	20	33	2	0	4	14	8	1	2	6	0	71	1	0	3	.174	.208
	Salt Lake	.196	13	51	4	10	0	0	1	2	0	0	0	3	0	17	0	0	1	.241	.255
2011	LOS ANGELES	.143	6	14	1	2	1	0	0	0	1	0	0	0	0	8	0	0	1	.143	.214
	PITTSBURGH	.220	99	236	25	52	9	0	7	31	1	1	0	19	2	65	0	0	5	.277	.347
<b>Major League Totals</b>		<b>.186</b>	<b>272</b>	<b>700</b>	<b>65</b>	<b>130</b>	<b>18</b>	<b>0</b>	<b>18</b>	<b>64</b>	<b>12</b>	<b>3</b>	<b>4</b>	<b>32</b>	<b>2</b>	<b>218</b>	<b>5</b>	<b>0</b>	<b>15</b>	<b>.225</b>	<b>.289</b>
<b>Minor League Totals</b>		<b>.284</b>	<b>764</b>	<b>2995</b>	<b>512</b>	<b>851</b>	<b>222</b>	<b>25</b>	<b>161</b>	<b>542</b>	<b>7</b>	<b>26</b>	<b>31</b>	<b>297</b>	<b>13</b>	<b>784</b>	<b>68</b>	<b>19</b>	<b>65</b>	<b>.352</b>	<b>.536</b>

**CAREER TRANSACTIONS**

- 2003: Selected by the Angels in the first round (23rd overall) of the 2003 First-Year Player Draft.
- 2007: Contract purchased from Minors on 4/26...optioned to Minors on 4/29...recalled from Minors on 5/3 and optioned on 5/8...recalled from Minors on 7/14 and optioned on 7/29...recalled from Minors 8/22 and optioned on 8/23...recalled from Minors 9/11.
- 2008: Recalled from Minors 4/28...optioned to Minors on 5/11...recalled from Minors 5/22 and optioned 6/12...recalled from Minors 8/28.
- 2009: Recalled from Minors 4/21...optioned to Minors 5/5...recalled from Minors 7/10...optioned to Minors 7/31...recalled from Minors 9/1.
- 2010: Placed on 15-day DL on 5/25-6/15 with a hip flexor strain.
- 2011: Designated for assignment 4/19...acquired off waivers by Pittsburgh from Los Angeles Angels 4/22...outrighted to Minors 10/31...signed to Minor League contract by Colorado 11/17.

**CAREER FIELDING**

1B	PCT	G-GS	PO	A	E	TC	DP
<b>Career Totals</b>	<b>1.000</b>	<b>16-9</b>	<b>90</b>	<b>6</b>	<b>0</b>	<b>96</b>	<b>7</b>
2B	PCT	G-GS	PO	A	E	TC	DP
<b>Career Totals</b>	<b>1.000</b>	<b>3-1</b>	<b>2</b>	<b>1</b>	<b>0</b>	<b>3</b>	<b>0</b>
3B	PCT	G-GS	PO	A	E	TC	DP
<b>Career Totals</b>	<b>.966</b>	<b>168-115</b>	<b>96</b>	<b>214</b>	<b>11</b>	<b>321</b>	<b>20</b>
SS	PCT	G-GS	PO	A	E	TC	DP
<b>Career Totals</b>	<b>.958</b>	<b>82-59</b>	<b>108</b>	<b>166</b>	<b>12</b>	<b>286</b>	<b>45</b>



# 1 ERIC YOUNG JR. INF/OF

Ht: 5-10

Wt: 180

B/T: S/R

Age: 26/27

Born: May 25, 1985 in New Brunswick, NJ

Residence: Piscataway, NJ

Major League Service: 1.123

Contract: Through 2012

Obtained: Selected in the 30th round of 2003 Draft out of Piscataway (NJ) HS

# COLORADO

## HIGHLIGHTS

Has split each of the last three seasons between the big leagues with the Rockies, and in Triple-A with the Sky Sox...set career highs in nearly every offensive category while playing a career-best 77 games in 2011...his 27 stolen bases in 2011 were the most by a Rockies player since Dexter Fowler also stole 27 in 2009...23 steals after 2011 All-Star break were the fourth-most in the NL...hit first home run on 9/8/09 vs. Cincinnati, making him and Eric Young, Sr. the first father-son duo to hit homers in a Rox uniform...recorded first career hit, a single, on 8/25/09 vs. Los Angeles Dodgers (off Clayton Kershaw)...was named 2009 Pacific Coast League Rookie of the Year at season's end, after scoring 118 runs and stealing 58 bases for the Sky Sox...was named a Triple-A All-Star and played in the 2009 All-Star Futures Game in St. Louis, where he hit a home run for Team USA...named a Texas League Postseason All-Star in 2008...led California League in triples (11) and stolen bases (73) and was named a Postseason All-Star in 2007...led all of Minor League Baseball with 87 stolen bases in 2006, 18 more swipes than the next highest total in the minors that year.

## CAREER

- Set career-highs in games (77), at-bats (198), runs (34), hits (49), extra-base hits (7), RBI (10), walks (36) and steals (27) for Rockies in 2011...his 23 steals after 2011 All-Star break were fourth-most in NL.
- Played in 51 games during his official rookie season of 2010 for Colorado...his 17 steals as a rookie in 2010 tied Quinton McCracken (1996) for the second-most stolen bases in a rookie season in franchise history (Fowler 27 in 2009).
- Has split his Major League career nearly evenly between second base (48 games) and in the outfield (58 games).
- Saw his first big league action in 2009, earning a recall from Triple-A Colorado Springs on 8/25, and appeared in 30 games for the Rockies...was included on the playoff roster in October.
- Switch-hitter has batted .245 (40-for-163) from the right side and .246 (65-for-264) from the left side.
- 370 of his 427 career MLB at-bats have come from leadoff spot, where he is a .253 (45-for-178) career hitter.
- Has 330 SB in his Minor League career...had 160 steals in two seasons from 2006 (Single-A) and 2007 (High-A).

## 2011

- For the third-consecutive season, Young split the season between the Majors with Colorado and in Triple-A with Colorado Springs...Young saw playing time at second base, as well as all three outfield positions with Colorado.
- Young received his most extended playing time in the Majors to date in 2011, as he set career-high marks in games (77), at-bats (198), runs (34), hits (49), triples (3), extra-base hits (7), RBI (10), walks (26) and stolen bases (27) in 2011...additionally, Young's .342 on-base percentage and .247 batting average are new career-high marks as well.
- Started 42 games in 2011, including five starts at second base, 30 starts in left, five in center field and two in right field.
- Young's 27 stolen bases set a new career-high and led all Rockies players...Young's 27 stolen bases are the most for a Rockies player since Dexter Fowler also swiped 27 bases in 2009.
- Was recalled from Triple-A on two separate occasions in 2011, including on 7/22...was a member of the Rockies active roster from 7/22-end of season.
- From 7/22-end of season, Young stole 23 of his 27 bases...Young's 23 stolen bases from 7/22-on were the second-most in the NL, trailing only Michael Bourn's 26 steals...Bourn stole his 26 bases in 114 more plate appearances than it took Young to steal his 23 bases.
- Young was 27-for-31 in stolen base attempts in 2011, good for an 87.1 percent stolen base percentage...his 87.1 SB percentage was the third-highest success rate in the NL, among players with at least 20 attempts.
- His 10 SB in the month of August were second in the Majors.
- Young's 27 steals in 2011 allowed him to move into 12th place on the Rockies all-time stolen bases list with 48...the list is topped by Eric Young Sr., who stole 180 bases in his five seasons with the Rockies.
- Had two 3-hit games in 2011, a 3-for-6 game 5/28 vs. STL and a 3-for-4 game 9/22 at HOU...3 hits tie his career high.

## 2011

## HIGHS AND LOWS

## CAREER

3, 2x, last: September 22 at HOU	..... Hits	.....3, 4x, last: September 22, 2011 at HOU
None	..... Home Runs	.....1, September 8, 2009 vs. CIN
2, 2x, last: August 4 vs. WAS	..... RBI	.....2, 4x, last: August 4, 2011 vs. WAS
7 games, 2x, last: September 20-26, 2011	..... Hit Streak	.....8 games, September 6-13, 2010
3, August 6 vs. WAS	..... Runs	.....3, August 6, 2011 vs. WAS
1, 4x, last: September 16 vs. SF	..... Doubles	.....1, 10x, last: September 16, 2011 vs. SF
1, 3x, last: September 28 at SF	..... Triples	.....1, 4x, last: September 28, 2011 at SF
4, 4x, last: September 28 at SF	..... Total Bases	.....4, 5x, last: September 28, 2011 at SF
3, August 4 vs. WAS	..... Walks	.....3, August 4, 2011 vs. WAS
3, September 23 at HOU	..... Strikeouts	.....3, 2x, last: September 23, 2011 at HOU
3, 2x, last: September 11 vs. CIN	..... Stolen Bases	.....3, 2x, last: September 11, 2011 vs. CIN

- Had his first two career 3-stolen base games in 2011, 8/20 vs. LAD and 9/11 vs. CIN...his two 3-steal games were the most in a single game for a Rockies player in 2011, and the most stolen bases in a single game for a Rox player since Dexter Fowler had 5 steals on 4/27/09 vs. SD.
- Played 58 games for Triple-A Colorado Springs, batting .363 (81-for-223) with 18 doubles, 9 triples, 2 home runs, 28 RBI and 17 steals...played second base (18 games), left field (14) and center field (33) for the Sky Sox.

**2010:** In what was his rookie season of 2010, Eric Young Jr. played in 51 games for the Rockies, and handled the majority of the second base playing time late in the season...began the season at Triple-A Colorado Springs for the second consecutive season...was recalled by Colorado for the first time on 4/25 and spent 20 days on the active roster before being placed on the 15-day disabled list with a stress fracture in his right tibia...was later transferred to the 60-day DL in July before being reinstated and optioned back to Triple-A on 7/31...was again recalled from Colorado Springs on 8/14 and would spend the remainder of the season on the Rockies active roster...following his recall from Triple-A on 8/14, Young started 35 of the Rockies 47 games for the remainder of 2010, 31 of which at second base and four in left field...finished the season batting .244 (42-for-172) with five doubles, a triple, no home runs, eight RBI and 17 stolen bases in 51 games...batted .238 (15-for-63) from the right side and .248 (27-for-109) from the left side...played in a total of 37 games in the Minors, as he also played four rehab games at Double-A Tulsa...hit .250 (34-for-136) with five doubles, a triple, a home run, nine RBI and 10 steals in the 37 games...finished second on the club with his 17 stolen bases in 2010, as only Carlos Gonzalez (26 steals) had more...his 17 steals were tied with Ian Desmond of Washington for the second-most of among National League rookies, and only Jose Tabata of Pittsburgh, who had 19 steals, had more steals than Young among NL rookies...though both Desmond and Tabata had at least 441 plate appearances, compared to Young's 189...Young's 17 stolen bases are tied with Quinton McCracken for the second-most by a Rockies rookie in franchise history...he finished 10 steals shy of Dexter Fowler's 27 steals in 2009...saw success in a limited role as a pinch-hitter, as he went 3-for-5 with a double, a triple and two walks in seven plate appearances in the pinch...had a career-high three hits on two separate occasions, 8/20 at ARI and 8/24 vs. ATL.

**2009:** Hit .289 (13-for-45) with one home run and 3 stolen bases for the Rox...made his MLB debut 8/25 vs. LAD, going 1-for-4 as the club's leadoff hitter/center fielder; recorded his first career hit, a single off Clayton Kershaw...appeared in 5 games in August (5-for-19), while Dexter Fowler was on the disabled list and Carlos Gonzalez was sidelined with injury (hand/thumb)...each of his first 4 starts (first 5 games) were at CF, before making his remaining starts at second base...batted from the leadoff spot in all of his starts...was caught stealing in each of his first 2 stolen base attempts, but then went 4-for-6 down the stretch; first multi-strike game of career 9/10 vs. CIN featured his first, 2nd career SB's...hit first career HR 9/8 vs. CIN; HR was in his 26th career at-bat; his father didn't record his first MLB HR until his 99th at-bat on 9/18/92 at San Francisco - off Bud Black...with EY Jr.'s home run, he and his dad became the first father-son combination to hit home runs in a Rockies uniform...had 4-game hit streak 9/7-10 (.545, 6-for-11, 5 runs scored)...switch-hitter batted .304 vs. lefties and .206 vs. right-handers; hit his only HR off a lefty (Pedro Viola)...Young hit .299 (141-for-472) with 21 doubles, 10 triples, 7 home runs and 43 RBI in 119 games for the Triple-A Sky Sox this season...he led all of Minor League Baseball with 118 runs scored at the time of his recall, after serving as the Sky Sox' primary leadoff hitter...at the time of his recall, he also ranked 7th in the minors with 58 steals...split his time between 2B and CF this year (versatile defender was used almost exclusively as an outfielder in the Arizona Fall League in 2008, while leading the circuit in hitting (.430) and posting a league-best 20 stolen bases for Phoenix)...Young was named to both the Futures Game and the Triple-A All-Star Game in 2009, where he batted leadoff and played second base for Team USA, going 1-for-2 with a solo home run in St. Louis...he was also named the Pacific Coast League Rookie of the Year at season's end.

**MINOR LEAGUES 2008:** Spent his first season at Double-A level and hit .290 (117-for-403) with 46 steals...his 46 stolen bases were the 2nd-most on the club, 3rd-most in the Texas League...was named to the Texas League Post-Season All-Star team as a middle infielder...finished 2nd on the club with both his 74 runs scored and his 61 walks...his .391 on-base percentage was the 3rd best mark on the club...the switch-hitter batted .272 (25-for-92) off left-handed pitching and .296 (92-for-311) off right-handed pitching...spent the majority of the season as Tulsa's leadoff hitter, still batted .337 (29-for-86) with runners in scoring position...collected multiple hits in 32 games, including 5 multi-hit efforts in his last 6 game played...**2007:** Posted one of his best seasons, setting career highs in nearly every offensive category...batted .291 (157-for-540) with 113 runs scored, 29 doubles, 11 triples, 8 home runs, 63 RBI, and 73 steals...led the California League in triples and stolen bases, while ranking second in the league in runs scored, third in hits, and fifth in games played...his 73 stolen bases were 14 shy of his career high of 87, set in 2006...his stolen bags in '07 ranked as the second-most among all minor league players...was named a Post-Season All-Star...named CAL Player of the Week for July 2-8 after batting .500 (14-for-28)...compiled season-best 5 hits and 5 runs scored on July 3 at Stockton...was named the Topps CAL Player of the Month for July after batting .358 (44-for-123) with 41 runs scored, 13 doubles, 4 triples, 18 RBI, and 21 steals...**2006:** Led all of baseball with a career-high 87 stolen bases...had 18 more stolen bags than the next highest player in the minors...went 87-for-118 in stolen base attempts, a Tourists record for steals in one season...led Asheville in games played (128), runs (92), hits (142), walks (67) and tied for first in triples (6)...named to the mid-season All-Star team...voted by Asheville fans as the "Most Valuable Tourist" in 2006...**2005:** Ranked second in Pioneer League with 7 triples and fourth with 25 stolen bases...among organizational leaders, ranked third in stolen bases and 10th in batting average...played 56 games at second base, committing 22 errors in 315 total chances (.930)...his 22 miscues paced all Pioneer League second baseman...reached base safely in 23 straight games from July 16-August 12...**2004:** Made his pro debut at Rookie-level Casper where he was leading the Pioneer League with 14 stolen bases (in 15 attempts) when his season came to an end on July 15...Eric had his jaw broken in three places when he was hit by a pickoff throw while diving back to second base against Great Falls...underwent season-ending surgery on July 19.

**POSTSEASON:** After playing just 30 games with the Rockies from August 25 through the end of the seasons, Young was added to the Rockies' 2009 NLDS roster vs. Philadelphia...did not appear in the first two games of the series but did play in Games 3 and 4...he pinch-ran for Todd Helton in the 9th inning of Game 3 and represented the winning run on first base when the game ended...recorded his only playoff at-bat in Game 4, as pinch-hit for Ian Stewart and grounded out in bottom of the 9th inning.

**PERSONAL:** Eric Orlando Young...is the son of former Rockies player Eric Young, who is currently working as the first base coach for the Arizona Diamondbacks...EY attended Chandler Gilbert (AZ) Community College before signing with the Rockies; he signed with Rockies (scout Mike Garlatti) after the club chose him as a draft-and-follow in the 30th round in 2003...he turned down a Villanova football scholarship...signed by Rockies scouts Mark Garlatti and Mike Ericson.



**YOUNG'S CAREER RECORD**

Year	Team	AVG	G	AB	R	H	2B	3B	HR	RBI	SAC	SF	HBP	BB	IBB	SO	SB	CS	GIDP	OBP	SLG
2004	Casper	.264	23	87	20	23	5	1	0	7	2	0	1	20	0	13	14	1	0	.407	.345
2005	Casper	.301	63	219	48	66	7	7	3	25	4	2	4	35	0	52	25	10	4	.404	.438
2006	Asheville	.295	128	482	92	142	28	6	5	49	9	1	10	67	0	75	87	31	1	.391	.409
2007	Modesto	.291	130	540	113	157	29	11	8	63	12	2	13	46	1	105	73	18	5	.359	.430
2008	Tulsa	.290	105	403	74	117	24	4	3	33	6	0	6	61	1	77	46	16	6	.391	.392
2009	Colo. Springs	.299	119	472	118	141	21	10	7	43	12	0	12	56	1	79	58	14	2	.387	.430
	<b>COLORADO</b>	<b>.246</b>	<b>30</b>	<b>57</b>	<b>7</b>	<b>14</b>	<b>1</b>	<b>0</b>	<b>1</b>	<b>1</b>	<b>0</b>	<b>0</b>	<b>0</b>	<b>4</b>	<b>0</b>	<b>12</b>	<b>4</b>	<b>4</b>	<b>1</b>	<b>.295</b>	<b>.316</b>
2010	Tulsa	.231	4	13	2	3	0	0	0	0	0	0	0	1	0	2	0	0	0	.286	.231
	Colo. Springs	.252	33	123	20	31	5	1	1	9	1	1	2	15	0	32	10	0	1	.340	.333
	<b>COLORADO</b>	<b>.244</b>	<b>51</b>	<b>172</b>	<b>26</b>	<b>42</b>	<b>5</b>	<b>1</b>	<b>0</b>	<b>8</b>	<b>0</b>	<b>0</b>	<b>0</b>	<b>17</b>	<b>0</b>	<b>32</b>	<b>17</b>	<b>6</b>	<b>2</b>	<b>.312</b>	<b>.285</b>
2011	<b>COLORADO</b>	<b>.247</b>	<b>77</b>	<b>198</b>	<b>34</b>	<b>49</b>	<b>4</b>	<b>3</b>	<b>0</b>	<b>10</b>	<b>1</b>	<b>1</b>	<b>3</b>	<b>26</b>	<b>0</b>	<b>38</b>	<b>27</b>	<b>4</b>	<b>1</b>	<b>.342</b>	<b>.298</b>
	Colo. Springs	.363	58	223	61	81	18	9	2	28	6	5	2	39	0	36	17	1	3	.454	.552
	<b>Major League Totals</b>	<b>.246</b>	<b>158</b>	<b>427</b>	<b>67</b>	<b>105</b>	<b>10</b>	<b>4</b>	<b>1</b>	<b>19</b>	<b>1</b>	<b>1</b>	<b>3</b>	<b>47</b>	<b>0</b>	<b>82</b>	<b>48</b>	<b>14</b>	<b>4</b>	<b>.324</b>	<b>.295</b>
	<b>Minor League Totals</b>	<b>.297</b>	<b>663</b>	<b>2562</b>	<b>548</b>	<b>761</b>	<b>137</b>	<b>49</b>	<b>29</b>	<b>257</b>	<b>52</b>	<b>11</b>	<b>50</b>	<b>340</b>	<b>3</b>	<b>471</b>	<b>330</b>	<b>91</b>	<b>22</b>	<b>.388</b>	<b>.423</b>

**DIVISION SERIES RECORD**

Year	Team	AVG	G	AB	R	H	2B	3B	HR	RBI	BB	SO
2009	COLORADO vs. Philadelphia	.000	2	1	0	0	0	0	0	0	0	0

**CAREER TRANSACTIONS**

- 2003: Selected by Colorado in the 30th round of the June Draft.
- 2009: Recalled from Minors, 8/25.
- 2010: Recalled from Minors, 4/25...placed on 15-day DL with a stress fracture of right tibia, 5/15...transferred to 60-day DL, 7/24...recalled from Minors rehab, removed from 60-day DL and optioned to Minors, 7/31...recalled from Minors, 8/14.
- 2011: Recalled from Minors, 5/27...optioned to Minors, 7/1...recalled from Minors, 7/22.

**CAREER FIELDING**

2B	CLUB	PCT	G-GS	PO	A	E	TC	DP
2009	COLORADO	1.000	6-6	8	10	0	18	1
2010	COLORADO	.958	35-33	44	94	6	144	23
2011	COLORADO	.955	7-5	10	11	1	22	5
	<b>Career Totals</b>	<b>.962</b>	<b>48-44</b>	<b>62</b>	<b>115</b>	<b>7</b>	<b>184</b>	<b>29</b>

OF	CLUB	PCT	G-GS	PO	A	E	TC	DP
2009	COLORADO	1.000	5-4	4	0	0	4	0
2010	COLORADO	.917	10-9	11	0	1	12	0
2011	COLORADO	.957	43-37	65	2	3	70	0
	<b>Career Totals</b>	<b>.953</b>	<b>58-50</b>	<b>80</b>	<b>2</b>	<b>4</b>	<b>86</b>	<b>0</b>

# 2012 Roster Breakdown



BY NUMBER	BY NAME	BY POSITION	BY SERVICE
1 YOUNG, Eric Jr.	ARENADO, Nolan	RHP BELISLE, Matt	MOYER, Jamie 22.126
2 TULOWITZKI, Troy	BELISLE, Matt	RHP BETANCOURT, Rafael	GIAMBI, Jason 16.082
3 CUDDYER, Michael	BETANCOURT, Rafael	RHP BETTIS, Chad	HELTON, Todd 14.059
5 GONZALEZ, Carlos	BETTIS, Chad	RHP CHACIN, Jhoulys	HERNANDEZ, Ramon 12.099
6 WHITE, Alex	BLACKMON, Charlie	RHP CHATWOOD, Tyler	BLAKE, Casey 9.138
7 BLAKE, Casey	BLAKE, Casey	RHP DODSON, Stephen	CUDDYER, Michael 8.157
8 BLACKMON, Charlie	BROTHERS, Rex	RHP EKSTROM, Mike	SCUTARO, Marco 8.138
9 LeMAHIEU, DJ	BROWN, Andrew	RHP ESCALONA, Edgmer	BETANCOURT, Rafael 8.079
10 NELSON, Chris	CABRERA, Edwar	RHP GARDNER, Joe	De La ROSA, Jorge 7.015
12 BROWN, Andrew	CASTILLO, Wilkin	RHP GUTHRIE, Jeremy	BELISLE, Matt 6.019
13 POMERANZ, Drew	CHACIN, Jhoulys	RHP MOLLEKEN, Dustin	GUTHRIE, Jeremy 5.130
14 FIELD, Tommy	CHATWOOD, Tyler	RHP MOSCOSO, Guillermo	TULOWITZKI, Troy 5.033
15 GUTHRIE, Jeremy	COLVIN, Tyler	RHP NICASIO, Juan	NIEVES, Wil 4.169
16 WOOD, Brandon	CUDDYER, Michael	RHP PUTNAM, Zach	HARRIS, Brendan 4.022
17 HELTON, Todd	DAVIS, Lars	RHP ROENICKE, Josh	GONZALEZ, Carlos 3.059
18 HERRERA, Jonathan	De La ROSA, Jorge	RHP ROGERS, Esmil	WOOD, Brandon 3.015
19 SCUTARO, Marco	DODSON, Stephen	RHP SCAHILL, Rob	FWOWER, Dexter 2.168
20 ROSARIO, Wilin	EKSTROM, Mike	RHP SULLIVAN, Josh	OUTMAN, Josh 2.102
21 COLVIN, Tyler	ESCALONA, Edgmer	RHP TORRES, Carlos	CHACIN, Jhoulys 2.012
22 PACHECO, Jordan	FIELD, Tommy	RHP WHITE, Alex	HERRERA, Jonathan 2.001
23 GIAMBI, Jason	FOWLER, Dexter	LHP BROTHERS, Rex	COLVIN, Tyler 1.139
24 FOWLER, Dexter	FRIEDRICH, Christian	LHP CABRERA, Edwar	ROGERS, Esmil 1.135
26 HARRIS, Brendan	GARDNER, Joe	LHP De La ROSA, Jorge	YOUNG, Eric Jr. 1.123
27 WHEELER, Tim	GIAMBI, Jason	LHP FRIEDRICH, Christian	ROENICKE, Josh 1.062
28 ARENADO, Nolan	GOMEZ, Hector	LHP MOYER, Jamie	REYNOLDS, Matt 1.046
29 De La ROSA, Jorge	GONZALEZ, Carlos	LHP OUTMAN, Josh	MOSCOSO, Guillermo 1.021
30 ROENICKE, Josh	GUTHRIE, Jeremy	LHP POMERANZ, Drew	NELSON, Chris 0.159
32 CHATWOOD, Tyler	HARRIS, Brendan	LHP REYNOLDS, Matt	WHITE, Alex 0.152
34 BELISLE, Matt	HELTON, Todd	C CASTILLO, Wilkin	CHATWOOD, Tyler 0.147
35 BETTIS, Chad	HERNANDEZ, Ramon	C DAVIS, Lars	CASTILLO, Wilkin 0.146
38 CASTILLO, Wilkin	HERRERA, Jonathan	C HERNANDEZ, Ramon	EKSTROM, Mike 0.130
39 HOFFMANN, Jamie	HOFFMANN, Jamie	C McBRIDE, Matt	NICASIO, Juan 0.124
41 NIEVES, Wil	LeMAHIEU, DJ	C NIEVES, Wil	BROTHERS, Rex 0.117
44 NICASIO, Juan	MATTHES, Kent	C ROSARIO, Wilin	BLACKMON, Charlie 0.114
45 CHACIN, Jhoulys	McBRIDE, Matt	INF ARENADO, Nolan	ESCALONA, Edgmer 0.089
47 EKSTROM, Mike	MOLLEKEN, Dustin	INF BLAKE, Casey	TORRES, Carlos 0.071
48 ROGERS, Esmil	MOSCOSO, Guillermo	INF FIELD, Tommy	LeMAHIEU, DJ 0.053
49 BROTHERS, Rex	MOYER, Jamie	INF GIAMBI, Jason	HOFFMANN, Jamie 0.029
50 MOYER, Jamie	NELSON, Chris	INF GOMEZ, Hector	PACHECO, Jordan 0.023
51 REYNOLDS, Matt	NICASIO, Juan	INF HARRIS, Brendan	ROSARIO, Wilin 0.023
53 FRIEDRICH, Christian	NIEVES, Wil	INF HELTON, Todd	FIELD, Tommy 0.018
54 PUTNAM, Zach	OUTMAN, Josh	INF HERRERA, Jonathan	POMERANZ, Drew 0.018
55 HERNANDEZ, Ramon	PACHECO, Jordan	INF LeMAHIEU, DJ	PUTNAM, Zach 0.016
56 MOSCOSO, Guillermo	PAULSEN, Ben	INF NELSON, Chris	BROWN, Andrew 0.015
59 TORRES, Carlos	POMERANZ, Drew	INF/C PACHECO, Jordan	GOMEZ, Hector 0.013
60 MOLLEKEN, Dustin	PUTNAM, Zach	INF PAULSEN, Ben	ARENADO, Nolan 0.000
61 ESCALONA, Edgmer	REYNOLDS, Matt	INF SCUTARO, Marco	BETTIS, Chad 0.000
62 GARDNER, Joe	ROENICKE, Josh	INF TRACY, Chad	CABRERA, Edwar 0.000
63 BETANCOURT, Rafael	ROGERS, Esmil	INF TULOWITZKI, Troy	DAVIS, Lars 0.000
64 SCAHILL, Rob	ROSARIO, Wilin	INF WOOD, Brandon	DODSON, Stephen 0.000
65 DAVIS, Lars	SCAHILL, Rob	OF BLACKMON, Charlie	FRIEDRICH, Christian 0.000
66 PAULSEN, Ben	SCUTARO, Marco	OF BROWN, Andrew	GARDNER, Joe 0.000
67 GOMEZ, Hector	SULLIVAN, Josh	OF COLVIN, Tyler	MATTHES, Kent 0.000
70 MATTHES, Kent	TORRES, Carlos	OF CUDDYER, Michael	McBRIDE, Matt 0.000
71 DODSON, Stephen	TRACY, Chad	OF FOWLER, Dexter	MOLLEKEN, Dustin 0.000
72 McBRIDE, Matt	TULOWITZKI, Troy	OF GONZALEZ, Carlos	PAULSEN, Ben 0.000
73 TRACY, Chad	WHEELER, Tim	OF HOFFMANN, Jamie	SCAHILL, Rob 0.000
74 CABRERA, Edwar	WHITE, Alex	OF SULLIVAN, Josh	SULLIVAN, Josh 0.000
78 SULLIVAN, Josh	WOOD, Brandon	OF MATTHES, Kent	TRACY, Chad 0.000
88 OUTMAN, Josh	YOUNG, Eric Jr.	OF WHEELER, Tim	WHEELER, Tim 0.000
		OF YOUNG, Eric Jr.	

## PRONUNCIATION GUIDE

Jhoulys Chacin (*YO-lease chah-SEEN*)  
 Michael Cuddyer (*kuh-DIE-er*)  
 Edgmer Escalona (*EGG-mer ess-cah-LOH-nah*)  
 Christian Friedrich (*FREED-rikk*)  
 Jeremy Guthrie (*GUTH-ree*)  
 Guillermo Moscoso (*gee-AIR-mo mahs-KO-soh*)  
 Wil Nieves (*nee-EH-vehs*)

Josh Outman (*AWHT-min*)  
 Jordan Pacheco (*pah-CHEK-oh*)  
 Josh Roenicke (*REN-icky*)  
 Esmil Rogers (*ESS-mill*)  
 Wilin Rosario (*wih-LEAN roh-SORRY-oh*)  
 Marco Scutaro (*skoot-UH-roh*)  
 DJ LeMahieu (*leh-MAY-hyoo*)

# 2012 Colorado Rockies Roster

**MANAGER:** #4 Jim Tracy **COACHES:** #36 Bob Apodaca (Pitching Coach), #43 Carney Lansford (Hitting Coach), #25 Rich Dauer (Third Base Coach), #31 Glenallen Hill (First Base Coach), #11 Tom Runnells (Bench Coach), #52 Jim Wright (Bulpen Coach), #58 Jerry Weinstein (Catching Coach).

**STRENGTH COACH:** Brian Jordan **TRAINERS:** Keith Dugger, Scott Gehret **VIDEO:** Brian Jones **BULLPEN CATCHER:** #68 Pat Burgess

**CLUBHOUSE MANAGER:** Keith Schulz **TEAM TRAVEL:** Paul Egin

NO.	PITCHERS (28)	B	T	HT	WT	BORN	BIRTHPLACE	RESIDENCE	SERVICE
34	BELISLE, Matt	R	R	6'4"	225	6/6/1980	Austin, TX	Austin, TX	6.019
35	BETTIS, Chad	R	R	6'1"	200	4/26/1989	Lubbock, TX	Allen, TX	0.000
63	BETANCOURT, Rafael	R	R	6'2"	215	4/29/1975	Cumana, VZ	Cumana, VZ	8.079
49	BROTHERS, Rex	L	L	6'0"	205	12/18/1987	Merfreesboro, TN	Chapel Hill, TN	0.117
74	CABRERA, Edwar	L	L	6'0"	175	10/20/1987	Bani, DR	Bani, DR	0.000
45	CHACIN, Jhoulys	R	R	6'3"	215	1/7/1988	Maracaibo, VZ	Maracaibo, VZ	2.012
32	CHATWOOD, Tyler	R	R	6'0"	185	12/16/1989	Fontana, CA	Yucaipa, CA	0.147
29	De La ROSA, Jorge	L	L	6'1"	215	4/5/1981	Monterrey, MX	Nuevo Leon, MX	7.145
71	DODSON, Stephen	R	R	6'5"	200	8/29/1985	Chattanooga, TN	Atlanta, GA	0.000
47	EKSTROM, Mike	R	R	6'0"	190	8/30/1983	Portland, OR	Happy Valley, OR	0.130
61	ESCALONA, Edgmer	R	R	6'4"	215	10/6/1986	La Guaira, VZ	La Guaira, VZ	0.089
53	FRIEDRICH, Christian	L	L	6'4"	215	7/8/1987	Evanston, IL	Evanston, IL	0.000
62	GARDNER, Joe	R	R	6'4"	220	3/18/1988	Fremont, CA	Fremont, CA	0.000
15	GUTHRIE, Jeremy	R	R	6'1"	205	4/8/1979	Roseburg, OR	Pleasant Grove, UT	5.130
60	MOLLEKEN, Dustin	L	R	6'4"	230	8/21/1984	Regina, SK, CAN	Regina, SK, CAN	0.000
56	MOSCOSO, Guillermo	R	R	6'1"	200	11/14/1983	Maracay, VZ	Lakeland, FL	1.021
50	MOYER, Jamie	L	L	6'0"	185	11/18/1962	Sellersville, PA	Rancho Sante Fe, CA	22.126
44	NICASIO, Juan	R	R	6'3"	200	8/31/1986	San Francisco de Macoris, DR	San Francisco de Macoris, DR	0.124
88	OUTMAN, Josh	L	L	6'1"	200	9/14/1984	St. Louis, MO	Imperial, MO	2.102
13	POMERANZ, Drew	R	L	6'5"	230	11/22/1988	Collierville, TN	Collierville, TN	0.018
54	PUTNAM, Zach	R	R	6'2"	225	7/3/1987	Rochester, MI	Ann Arbor, MI	0.016
51	REYNOLDS, Matt	L	L	6'5"	240	10/2/1984	Saint Charles, IL	Knoxville, TN	1.046
30	ROENICKE, Josh	R	R	6'3"	195	8/4/1982	Baltimore, MD	Sarasota, FL	1.062
48	ROGERS, Esmil	R	R	6'1"	190	8/14/1985	Santo Domingo, DR	San Pedro de Macoris, DR	1.135
64	SCAHILL, Rob	L	R	6'2"	220	2/15/1987	DuPage, IL	Lombard, IL	0.000
78	SULLIVAN, Josh	R	R	6'4"	215	7/5/1984	Little Rock, AZ	Santa Monica, CA	0.000
59	TORRES, Carlos	R	R	6'1"	190	10/22/1982	Santa Cruz, CA	San Diego, CA	0.071
6	WHITE, Alex	R	R	6'3"	215	8/29/1988	Greenville, NC	Greenville, NC	0.152

NO.	CATCHERS (6)	B	T	HT	WT	BORN	BIRTHPLACE	RESIDENCE	SERVICE
38	CASTILLO, Wilkin	S	R	6'0"	200	6/1/1984	Bani, DR	Bani, DR	0.146
65	DAVIS, Lars	L	R	6'3"	205	11/7/1985	Grand Prairie, AL, CAN	Grand Prairie, AL, CAN	0.000
55	HERNANDEZ, Ramon	R	R	6'0"	220	5/20/1976	Caracas, VZ	Oakland Park, FL	12.099
72	McBRIDE, Matt	R	R	6'2"	215	5/23/1985	Bethlehem, PA	Bethlehem, PA	0.000
41	NIEVES, Wil	R	R	5'11"	190	9/25/1977	San Juan, PR	San Juan, PR	4.169
20	ROSARIO, Wilin	R	R	5'11"	200	2/23/1989	Bonao, DR	Bonao, DR	0.023

NO.	INFIELDBERS (16)	B	T	HT	WT	BORN	BIRTHPLACE	RESIDENCE	SERVICE
28	ARENADO, Nolan	R	R	6'1"	205	4/16/1991	Newport Beach, CA	Lake Forest, CA	0.000
7	BLAKE, Casey	R	R	6'2"	205	8/23/1973	Des Moines, IA	Indianola, IA	9.138
14	FIELD, Tommy	R	R	5'9"	175	2/22/1987	Austin, TX	Hewitt, TX	0.018
23	GIAMBI, Jason	L	R	6'3"	240	1/8/1971	West Covina, CA	Henderson, NV	16.082
67	GOMEZ, Hector	R	R	6'2"	180	3/5/1988	San Pedro, DR	San Pedro, DR	0.013
26	HARRIS, Brendan	R	R	6'1"	200	8/26/1980	Queensbury, NY	Rockledge, FL	4.022
17	HELTON, Todd	L	L	6'2"	215	8/20/1973	Knoxville, TN	Brighton, CO	14.059
18	HERRERA, Jonathan	S	R	5'9"	180	11/3/1984	Maracaibo, VZ	Maracaibo, VZ	2.001
9	LeMAHIEU, DJ	R	R	6'4"	205	7/13/1988	Visalia, CA	Bloomfield Hills, CA	0.053
10	NELSON, Chris	R	R	5'11"	175	9/3/1985	Washington, DC	Decatur, GA	0.159
22	PACHECO, Jordan	R	R	6'1"	190	1/30/1986	Albuquerque, NM	Albuquerque, NM	0.023
66	PAULSEN, Ben	L	R	6'4"	205	10/27/1987	Plymouth, WI	Holiday, FL	0.000
19	SCUTARO, Marco	R	R	5'10"	185	10/30/1975	San Felipe, VZ	San Felipe, VZ	8.138
73	TRACY, Chad	R	R	6'3"	210	7/4/1985	Arlington Heights, IL	Presto, PA	0.000
2	TULOWITZKI, Troy	R	R	6'3"	215	10/10/1984	Santa Clara, CA	Santa Clara, CA	5.033
16	WOOD, Brandon	R	R	6'3"	205	3/2/1985	Austin, TX	Scottsdale, AZ	3.015

NO.	OUTFIELDERS (10)	B	T	HT	WT	BORN	BIRTHPLACE	RESIDENCE	SERVICE
8	BLACKMON, Charlie	L	L	6'3"	200	7/1/1986	Dallas, TX	Warwick, GA	0.114
12	BROWN, Andrew	R	R	6'0"	185	9/10/1984	Dallas, TX	Carrollton, TX	0.015
21	COLVIN, Tyler	L	L	6'3"	210	9/5/1985	Augusta, GA	North Augusta, SC	1.139
3	CUDDYER, Michael	R	R	6'2"	220	3/27/1979	Norfolk, VA	Ft. Myers, FL	8.157
24	FOWLER, Dexter	S	R	6'4"	190	3/22/1986	Atlanta, GA	Roswell, GA	2.168
5	GONZALEZ, Carlos	L	L	6'1"	205	10/17/1985	Maracaibo, VZ	Maracaibo, VZ	3.059
39	HOFFMANN, Jamie	R	R	6'3"	235	8/20/1984	New Ulm, MN	Plymouth, MN	0.029
70	MATTHES, Kent	R	R	6'2"	215	1/8/1987	Florence, SC	Orlando, FL	0.000
27	WHEELER, Tim	L	R	6'4"	205	1/21/1988	Sacramento, CA	Sacramento, CA	0.000
1	YOUNG, Eric Jr.	S	R	5'10"	180	5/25/1985	New Brunswick, NJ	Piscataway, NJ	1.123

**BOLD = 40-man roster**



# 2011 IN REVIEW





# 2011 Season In Review

## FINAL OVERALL RECORD: 73-89 (.451)

Fourth in N.L. West, 21.0 games behind Arizona

Home: 38-43 Road: 35-46

**THE ROCKIES** finished the 2011 season with a record of 73-89, placing fourth in the National League West. The Rockies finished 21.0 games behind first place Arizona. Colorado entered the month of May with a 4.5-game lead in the NL West thanks to a 17-8 April. However, the club went 56-81 over the season's final five months to finish the year at 73-89.

The 2011 season was the club's first non-winning season since the 2008 season, when the club went 74-88. Also, the 2011 season was just the club's second losing season since the 2007 season, as the Rockies finished the 2007, 2009 and 2010 seasons above .500. The Rockies 73 wins in 2011 are the franchise's fewest since the Rockies' 67-95 record in 2005.

Colorado spent the majority of the 2011 season in third place (96 days). However, the club also spent 39 days in first place during the 2011 season, including a 36-day stretch of holding sole possession of first place in the NL West from 4/6-5/10. The 36-day stretch was the second longest consecutive stretch of holding sole possession of first place in Rockies history, behind only the club record 40-day stretch 7/2-8/10/95.

The Rockies 17-8 April represented the franchise's second-best record through April (includes games in March) ever. The 1997 Rockies entered May with a record of 17-7. The 2011 and 1997 seasons also represent the only times in Rockies history that a club has had more than 15 wins entering May in the club's 19-year history. Colorado's .680 winning percentage entering May was the third-best mark in the Major Leagues, trailing on Cleveland and Philadelphia, who each held records of 18-8 (.692).

The Rockies were 43-48 prior to the All-Star break, and 30-41 after the break. The Rockies 43 victories prior to the All-Star break were the club's fewest since 2008 (39-57 at the break). The Rockies 30 victories after the All-Star break were the club's fewest since the 2003 (24-41 after the break) season.

**ATTENDANCE:** The Rockies finished with a home attendance of 2,909,777 in 81 home dates at Coors Field, an average of 35,923. 2011 marked the highest home attendance figure for the Rockies since the team drew 3,159,385 fans in 2001. The Rockies have now seen a season attendance increase in each of the last six seasons, since 2006. 2011 also marked the 18th time in 19 seasons in franchise history to draw over 2 million fans, also the sixth consecutive year to do so since 2006. Colorado drew crowds of over 40,000 on 23 occasions, and crowds of over 35,000 on 39 occasions. The Opening Day crowd of 49,374 on Friday, April 1 vs. Arizona was the largest crowd of the year. That figure was also the third largest paid attendance total in franchise history, behind only the 2010 home-opener (49,509, 4/10 vs. SD) and the 2009 home-opener (49,427, 4/10/09 vs. PHI).

**HOME/ROAD:** Colorado went 38-43 (.469) in their 81 home dates at Coors Field in 2011. It was just the fourth time in 17 seasons at Coors Field that the Rockies have had a sub-.500 record at home, and the first time since 2005 (40-41). The Rockies 38-43 home record was the club's worst home record since also going 38-43 at home

in 2004. The 2004 and 2011 seasons represent the two lowest winning percentage seasons at home in the club's 19-year history. Colorado's .469 home winning percentage was 10th in the National League in 2011. The Rockies 4.71 ERA at home was the highest team ERA at home in the NL in 2011. However, the Rockies scored by far the most runs at home of any team in the NL with 439. Arizona finished second in the NL in home runs with 400.

On the road Colorado went 35-46 (.432) in their 81 road dates. The 35 road wins represent a tie for the fourth-most road wins in a single season in Rockies history. The Rockies still have just one winning season on the road in club history (41-40 in 2009). The Rockies had 39 road wins in 2007, 36 road wins in 1997 and 35 road wins in 1998.

**DAY/NIGHT:** Colorado was 20-31 in day games during the 2011 season. The Rockies had gone 31-23 and 34-22 in 2010 and 2011, respectively, during the day prior to the 2011 season. Colorado's 20 day-game wins are the club's fewest since going 17-30 in 2008, and the second fewest in franchise history. Colorado went 538-58 at night, four more night-game wins than the club had in 2010 (49-57). Colorado's 111 night games were the fourth-most in franchise history, behind only 2006 (119 night games), 2007 (116) and 2008 (115).

**DAYS OF WEEK:** Sunday: 6-19; Monday: 9-12; Tuesday: 11-14; Wednesday: 13-10; Thursday: 7-9; Friday: 11-15; Saturday: 16-10. The majority of Colorado's day-game losses came on Sunday day games, as Sunday's were by far the Rockies toughest day of the week. Colorado carried winning records on only two days of the week, Wednesday and Saturday.

**EXTRA INNINGS:** Colorado played just 12 extra-inning games in 2011, six fewer than during the 2010 season (18 games). The Rockies went just 4-8 in the extra-inning contests. The Rockies first extra-inning win of the season did not come until 6/28 vs. CWS, during Interleague play. The walk-off hit was a RBI single from Ty Wigginton, in which Troy Tulowitzki scored from first on a single to center field.

**INTERLEAGUE:** Colorado once again fared well in Interleague in 2011, going 8-7. The Rockies were one of nine National League teams to post a .500 or better record during Interleague play in 2011. The club's .533 winning percentage was tied for the fifth-best mark among NL teams. 2011 was the fifth time in the last six years that the club has owned plus-.500 winning percentage during Interleague play. Carlos Gonzalez led the Rockies with a .368 batting average during Interleague play. Ty Wigginton's seven home runs in Interleague play were the most in the National League and second-most in the Majors behind Jose Bautista's eight home runs.

**COME-FROM-BEHIND WINS / CLOSE GAMES:** Colorado had 41 comeback wins during the 2011 season. Colorado's 41 comeback wins were the fifth-most in the Majors. The Rockies only walk-off home run of the season came on 8/15 vs. FLA when Jason Giambi connected on a 3-run home run off Marlins left-handed reliever Randy Choate to give Colorado a 7-4 victory. The Rockies entered the 9th inning trailing the Marlins 4-3.



**STREAKS:** Colorado had several streaks go both ways in 2011. The Rockies began the season by winning 11 of their first 13 games, which included a season-long seven-game winning streak 4/9-15. Colorado had two other winning streaks of at least four games; a 4-game win-streak 6/14-18 and a 5-game win-streak 8/20-24. The Rockies had six losing streaks of at least four games in 2011, including a season-long 9-game losing streak 9/15-23.

**PLAYERS USED/ROOKIES:** The Rockies used a franchise record 55 players during the 2011 season. The previous franchise record of 54 players was set during the 2005 season. The Rockies 55 players in 2011 were also the most in the Major Leagues and the most since the Marlins used 57 players in 2010. Of the 55 players the Rockies used, 18 were considered to be playing as rookies. Additionally, 11 players made their Major League debut for Colorado, including Bruce Billings, Charlie Blackmon, Rex Brothers, Tommy Field, Cole Garner, Hector Gomez, Alan Johnson, Juan Nicasio, Jordan Pacheco, Drew Pomeranz and Wilin Rosario.

**BATTING:** The Rockies as a team finished with a batting line of .258 (1,429-for-5,544) with 274 doubles, 40 triples, 163 home runs, 697 RBI, 735 runs, 555 walks, 1,201 strikeouts, 118 stolen bases, a .329 on-base percentage and a .410 slugging percentage. Colorado finished tied for 2nd in the NL in runs, 2nd in triples, 5th in home runs, 4th in batting average, 3rd in on-base percentage, 4th in slugging percentage, 4th in extra-base hits (477) and 3rd in OPS (.739).

Rockies hitters batted .274 (754-for-2,756) at home, compared to .242 (675-for-2,788) on the road. The Rockies scored 143 more runs at home (439) than on the road (296) in 2011.

Colorado batted .245 (348-for-1,423) with runners in scoring position, .260 (621-for-2,389) with runners on base and .256 (808-for-3,155) with none on. The club's .245 average with RISP was 11th in the NL. The Rockies hit .270 with RISP in 2010. Troy Tulowitzki led the Rockies in batting average (.302), doubles (36), home runs (30), RBI (105), on-base percentage (.372) slugging percentage (.544) and OPS (.916). Carlos Gonzalez led the team with 92 runs. Dexter Fowler led the Rockies in triples with 15.

**HOME RUNS:** The Rockies were once again one of the National League's most prolific home run hitting teams in 2011. Colorado finished fifth in the NL with 163 home runs as a team. Despite finishing fifth in the NL in home runs, the 163 team homers were actually the fewest for the club since hitting 160 home runs in 2008. Colorado hit 94 home runs at home and 69 on the road. The Rockies 94 home runs at home ranked third in the National League.

For the second time in his career, Troy Tulowitzki led the Rockies in home runs with 30 bombs (led with 32 homers in 2009). Tulowitzki became the second shortstop in National League history to have a 30 home run/100 RBI (had 105 RBI in 2011) season, joining Ernie Banks, who accomplished the feat five times as a shortstop.

The Rockies had double digit home runs from every position on the field, with shortstop and first base leading the way with 31 home runs and 28 home runs, respectively. Second base and center field represented the fewest home runs by position with 12 home runs hit from each position. The Rockies hit just one grand slam in 2011, coming off the bat of Eliezer Alfonzo on 6/30 at San Diego off Luke Gregerson.

**PINCH-HITTING:** The Rockies batted .221 (47-for-213) with 5 doubles, 4 home runs, 23 RBI and 27 runs scored in the pinch in 2011. Colorado's .221 batting average from their pinch-hitters was the sixth-highest in the NL.

**PITCHING:** The Rockies as a team finished with a pitching line of 73-89 with 41 saves in 64 opportunities, 1,471 hits, 774 runs, 713 earned runs, 176 home runs, 522 walks, 1,118 strikeouts and a 4.43 ERA (1,447.2 ip, 713 er) with a .265 opponents batting average (1,471-for-5,551). Despite falling short of setting the franchise record for ERA in a single season for what would have been a third-consecutive season, the Rockies finished in the top-5 in franchise history in several categories, including: ERA (4th), opponents batting average (3rd), strikeouts (4th) and saves (4th).

Colorado had a 4.71 ERA (742.0 ip, 388 er) at home and a 4.15 ERA (705.2 ip, 325 er) on the road. Colorado's 4.15 road ERA is the 4th-lowest in franchise history.

Colorado's starters combined for a 53-68 record with a 4.73 ERA (939.0 ip, 493 er), while Rox relievers went 20-21 with a 3.89 ERA (508.2 ip, 220 er). Colorado's 3.89 relief ERA was the 3rd-lowest for a single-season in club history.

**Starters:** The Rockies starters record of 53-68 (.438 winning percentage) is the worst record among starters since the club had a mark of 49-70 (.412) in 2005. Despite the record, the starters 4.73 ERA was actually the fifth-lowest mark in franchise history. Jhoulys Chacin led the Rockies staff in nearly every pitching category during what was his first full Major League season. Chacin went 11-14 with a 3.62 ERA (194.0 ip, 78 er), 87 walks and 150 strikeouts. Chacin led the Rockies in wins, ERA, innings pitched and strikeouts. His 3.62 ERA is the third-lowest for a Rockies qualifying starting pitcher in franchise history.

**Relievers:** The Rockies bullpen combined to go 20-21 with 41 saves in 64 opportunities, a 3.89 ERA (508.2 ip, 220 er), 149 walks and 453 strikeouts. 2011 marked just the fourth time in Rockies history that the club's relievers have combined for a sub-4.00 ERA, joining 1998 (3.61 ERA), 2007 (3.85) and 2010 (3.99). 2011 was also the fourth time in Rockies history for the club to have 40-plus saves, and the 41 saves in 2011 were the fourth most in franchise history. Rafael Betancourt, who began 2011 as the club's set up man and finished as the closer, went 2-0 with 8 saves, 22 holds, a 2.89 ERA (62.1 ip, 20 er), just 8 walks and a bullpen-leading 73 strikeouts.

**FIELDING:** Rockies fielders owned a .984 fielding percentage in 2011, the 8th-best mark in the NL and 13th-best in the Majors. Colorado committed 98 errors in 2011. Troy Tulowitzki brought home his second-straight (second overall) Gold Glove Award as the NL shortstop. Tulowitzki set a career-high with a .991 fielding percentage in 2011, which also led all Major League shortstops. Tulowitzki's .991 fielding percentage was also the highest fielding percentage by a Major League shortstop since Mike Bordick had a .998 fielding percentage in 2002 with Baltimore.

**SPRING TRAINING:** In the Rockies first season at the brand-new state-of-the-art Spring Training facility, Salt River Field at Talking Stick, the Rockies set a franchise record by going 20-11-1 during Cactus League play. The Rockies 20 wins and .645 winning percentage during Cactus League play were by far the most in Rockies history. Troy Tulowitzki led the Rockies with 4 home runs during camp, while Ty Wigginton led the club with 14 RBI. Ben Paulsen hit .458 during Cactus League games to lead all Rockies in Major League camp. Jorge De La Rosa had 17 strikeouts in 19.0 innings during Spring Training, while Esmil Rogers led the club with 25.0 innings pitched.



# 2011 Final Statistics

## TEAM BATTING

PLAYER	AVG	G	AB	R	H	TB	2B	3B	HR	RBI	SH	SF	HP	BB	IBB	SO	SB	CS	GI				E	SLG	OBP
																			DP						
Alfonzo	.267	25	75	2	20	24	1	0	1	9	0	0	1	3	0	13	0	0	1	5	.320	.304			
Blackmon	.255	27	98	9	25	29	1	0	1	8	1	0	0	3	1	8	5	1	2	0	.296	.277			
Ellis	.274	70	263	34	72	103	13	0	6	25	5	1	3	14	0	43	7	3	5	1	.392	.317			
Field	.271	16	48	4	13	13	0	0	0	3	0	0	0	3	0	14	0	0	1	1	.271	.314			
Fowler	.266	125	481	84	128	208	35	15	5	45	7	1	6	68	3	130	12	9	6	8	.432	.363			
Garner	.222	4	9	1	2	2	0	0	0	3	0	0	0	1	0	6	0	0	0	0	.222	.300			
Giambi	.260	64	131	20	34	79	6	0	13	32	0	1	3	17	0	45	0	0	1	1	.603	.355			
Gomez	.333	2	6	1	2	2	0	0	0	0	0	0	1	1	2	0	0	0	1	.333	.429				
Gonzalez	.295	127	481	92	142	253	27	3	26	92	0	6	7	48	8	105	20	5	11	1	.526	.363			
Helton	.302	124	421	59	127	196	27	0	14	69	0	8	3	59	5	71	0	1	6	3	.466	.385			
Herrera	.242	104	281	28	68	84	5	1	3	14	10	0	1	28	0	40	4	4	7	3	.299	.313			
Iannetta	.238	112	345	51	82	143	17	1	14	55	2	4	5	70	5	89	6	3	10	2	.414	.370			
Kouzmanoff	.255	27	98	11	25	39	5	0	3	16	0	1	5	4	1	19	0	0	2	4	.398	.315			
Morales	.267	22	60	6	16	19	3	0	0	7	0	2	0	9	4	12	0	1	1	5	.317	.352			
Nelson	.250	63	180	20	45	69	10	1	4	16	0	1	1	7	1	35	3	1	5	8	.383	.280			
Pacheco	.286	21	84	5	24	31	1	0	2	14	0	0	1	3	0	9	0	0	2	3	.369	.318			
Rosario	.204	16	54	6	11	25	3	1	3	8	0	1	0	2	0	20	0	0	1	1	.463	.228			
Smith	.284	147	476	67	135	230	32	9	15	59	0	7	4	46	7	93	10	2	9	5	.483	.347			
Spilborghs	.210	98	200	22	42	61	8	1	3	22	0	2	2	19	0	49	2	2	10	0	.305	.283			
Stewart	.156	48	122	14	19	27	6	1	0	6	0	0	0	14	2	37	3	2	1	6	.221	.243			
Tulowitzki	.302	143	537	81	162	292	36	2	30	105	1	5	4	59	12	79	9	3	16	6	.544	.372			
Wigginton	.242	130	401	52	97	167	21	2	15	47	1	1	5	38	4	84	8	1	10	6	.416	.315			
Young	.247	77	198	34	49	59	4	3	0	10	1	1	3	26	0	38	27	4	1	4	.298	.342			
Belisle	.500	74	2	0	1	2	1	0	0	0	1	0	0	0	0	0	0	0	0	1	.500	.000			
Brothers	.000	48	1	0	0	0	0	0	0	0	0	0	0	0	0	1	0	0	0	2	.000	.000			
Chacin	.164	33	61	3	10	11	1	0	0	4	5	0	1	1	0	12	0	0	0	4	.180	.190			
Cook	.147	23	34	1	5	5	0	0	0	2	1	0	0	0	0	11	0	0	0	3	.147	.147			
De La Rosa	.238	10	21	1	5	5	0	0	0	3	2	0	0	0	0	10	0	0	0	0	.238	.238			
Escalona	.000	14	3	0	0	0	0	0	0	0	0	0	0	0	0	3	0	0	0	0	.000	.000			
Hammel	.152	33	46	3	7	11	1	0	1	4	14	0	0	1	0	15	0	0	0	1	.239	.170			
Millwood	.158	9	19	3	3	9	0	0	2	3	3	0	0	1	0	8	0	0	0	1	.474	.200			
Mortensen	.000	16	13	1	0	0	0	0	0	1	0	1	0	1	0	9	0	0	1	1	.000	.067			
Nicasio	.136	13	22	0	3	5	2	0	0	0	1	0	0	0	0	16	0	0	0	1	.227	.136			
Pomeranz	.200	4	5	0	1	1	0	0	0	0	2	0	0	0	0	3	0	0	0	0	.200	.200			
G. Reynolds	.125	13	8	0	1	1	0	0	0	0	4	0	0	0	0	4	0	0	0	0	.125	.125			
M. Reynolds	.000	73	2	0	0	0	0	0	0	0	0	0	0	0	0	1	0	0	0	0	.000	.000			
Rogers	.259	22	27	2	7	8	1	0	0	0	4	0	0	0	0	12	0	0	0	0	.296	.259			
Street	.000	62	1	0	0	0	0	0	0	0	0	0	0	0	0	0	0	0	0	1	.000	.000			
White	.077	7	13	1	1	2	1	0	0	0	1	0	0	0	0	6	0	0	0	2	.154	.077			
COLORADO	.258	162	5544	735	1429	2272	274	40	163	679	75	44	57	555	54	1201	118	42	112	98	.410	.329			
OPPONENTS	.265	162	5551	774	1471	2395	292	52	176	734	51	41	48	522	47	1118	99	49	131	102	.431	.331			



## TEAM PITCHING

PITCHER	W-L	ERA	G	GS	CG	GF	SHO	SV	IP	H	R	ER	HR	HB	BB	IBB	SO	WP	BK	AVG
Cook	3-10	6.03	18	17	0	0	0	0	97.0	127	67	65	9	5	37	5	48	3	0	.326
Daley	0-0	10.50	7	0	0	0	0	0	6.0	8	7	7	1	0	2	0	7	0	0	.333
De La Rosa	5-2	3.51	10	10	1	0	0	0	59.0	48	25	23	4	2	22	0	52	6	1	.222
Escalona	0-0	1.75	14	0	0	5	0	0	25.2	17	5	5	3	0	7	2	14	0	0	.187
Hammel	7-13	4.76	32	27	0	2	0	1	170.1	175	100	90	21	6	68	3	94	8	1	.270
Lindstrom	2-2	3.00	63	0	0	16	0	2	54.0	52	21	18	3	2	14	4	36	2	0	.256
Miller	0-0	2.57	6	0	0	4	0	0	7.0	3	2	2	0	0	4	0	5	0	0	.130
Millwood	4-3	3.98	9	9	0	0	0	0	54.1	58	26	24	9	0	8	0	36	2	0	.274
Mortensen	2-4	3.86	16	6	0	6	0	0	58.1	55	30	25	9	2	24	2	30	3	0	.257
Nicasio	4-4	4.14	13	13	0	0	0	0	71.2	73	35	33	8	1	18	3	58	1	0	.262
Pomeranz	2-1	5.40	4	4	0	0	0	0	18.1	19	11	11	0	1	5	0	13	1	0	.271
G. Reynolds	3-0	6.19	13	3	0	3	0	0	32.0	40	22	22	6	1	10	2	18	1	0	.303
M. Reynolds	1-2	4.09	73	0	0	9	0	0	50.2	48	24	23	10	0	18	5	50	5	2	.255
Roenicke	0-0	3.78	19	0	0	6	0	0	16.2	14	7	7	1	1	7	1	12	1	0	.233
Rogers	6-6	7.05	18	13	0	1	0	0	83.0	110	65	65	14	6	47	5	63	5	1	.320
Romero	1-0	4.01	36	0	0	6	0	0	24.2	28	14	11	1	1	15	2	19	0	0	.286
Street	1-4	3.86	62	0	0	47	0	29	58.1	62	28	25	10	1	9	1	55	0	0	.276
White	2-4	8.42	7	7	0	0	0	0	36.1	48	35	34	12	4	16	1	24	5	0	.324
<b>COLORADO</b>	<b>73-89</b>	<b>4.43</b>	<b>162</b>	<b>162</b>	<b>5</b>	<b>157</b>	<b>7</b>	<b>41</b>	<b>1447.2</b>	<b>1471</b>	<b>774</b>	<b>713</b>	<b>176</b>	<b>48</b>	<b>522</b>	<b>47</b>	<b>1118</b>	<b>65</b>	<b>7</b>	<b>.265</b>
<b>OPPONENTS</b>	<b>89-73</b>	<b>4.17</b>	<b>162</b>	<b>162</b>	<b>2</b>	<b>160</b>	<b>8</b>	<b>52</b>	<b>1456.0</b>	<b>1429</b>	<b>735</b>	<b>674</b>	<b>163</b>	<b>57</b>	<b>555</b>	<b>54</b>	<b>1201</b>	<b>45</b>	<b>5</b>	<b>.258</b>

2011 Review

## 2011 CATCHER PROFILE

	W	L	ERA	ER	INN	CS	ATT	PCT	LAST CS (Base)
Alfonzo	8	10	4.91	87	159.1	5	10	33.3	Bogusevic (2nd) 8/24
Iannetta	51	54	4.22	442	943.2	30	70	30.0	Upton (2nd) 9/5
Morales	10	7	3.74	63	151.2	6	9	40.0	Bartlett (2nd) 6/15
Pacheco	1	0	4.50	5	10.0	0	2	0.0	None
Pagnozzi	0	7	7.50	50	60.0	3	5	37.5	Francoeur (2nd) 7/3
Rosario	3	11	4.83	66	123.0	5	3	62.5	Belt (2nd) 9/27

**Passed Balls (17):** Alfonzo (2), Iannetta (8), Morales (3), Pacheco (0), Pagnozzi (1), Rosario (3)

**Catcher Pickoffs:** None

## 2011 MISCELLANEOUS RECORDS

When leading after...	Home	Road	Total	Doubleheaders	Home	Road	Total
Six complete	28-6	30-5	58-11	Overall	0-0-1	1-0-0	1-0-1
Seven complete	31-5	30-5	61-10				
Eight complete	33-1	32-2	65-3				
When trailing after...	Home	Road	Total	Pitching	Home	Road	Total
Six complete	5-37	2-36	7-73	Starter throws 6.0+	25-18	25-24	50-42
Seven complete	3-35	0-35	3-70	Starter throws < 6.0	13-25	10-22	23-47
Eight complete	1-37	0-38	1-75	Walking three/less	32-26	19-21	51-47
				Walking > three	6-17	16-25	22-42
				Bullpen allows runs	22-35	13-31	35-66
				Bullpen allows no runs	15-8	21-12	36-20
				Bullpen not used	1-0	1-3	2-3
When tied after...	Home	Road	Total	Batting	Home	Road	Total
Six complete	5-0	3-5	8-5	Scoring first	20-11	21-22	41-33
Seven complete	4-3	5-6	9-9	Opp. scoring first	18-32	14-24	32-56
Eight complete	4-5	3-6	7-11	Scoring 3+ runs	37-27	33-17	70-44
Decided seventh/later	11-9	8-12	19-21	Scoring < 3 runs	1-16	2-29	3-45
Decided final AB	7-6	3-10	10-16	Hitting 2+ HR	15-12	11-6	26-18
In Series	Home	Road	Total	Hitting < 2 HR	23-31	24-40	47-71
Overall	10-11-5	8-15-4	18-26-9				
Series Openers	14-12	11-16	25-28				
Series Finales	10-16	11-16	22-32				
Rubber Games	5-6	1-6	6-12				





# 2011 DAY-BY-DAY

GM	DATE	OPP.	SCORE	REC.	POS.	GB	ATTEN.	HOME TOTAL	WIN/LOSS/SAVE
<b>APRIL (17-8)</b>									
<b>HOME (7-5)</b>			<b>ROAD (10-3)</b>			<b>TEAM AVG. (.236)</b>		<b>TEAM ERA (3.53)</b>	
1	4/1	ARI	L, 6-7 (11)	0-1	4th	-1.5	49,374	49,374	Demel/M. Reynolds/Putz
2	4/2	ARI	W, 3-1	1-1	T3rd	-1.0	40,216	89,590	De La Rosa/Hudson/Street
	4/3	ARI	-- GAME POSTPONED DUE TO WEATHER, MAKE-UP DATE TBD --						
	4/4		OFF DAY		3rd	-1.0			
3	4/5	LAD	W, 3-0	2-1	2nd	-0.5	24,693	114,283	Chacin/Kershaw/Street
4	4/6	LAD	W, 7-5	3-1	1st	+0.5	22,595	136,878	Hammel/Billingsley/Street
5	4/7	PIT	W, 7-1	4-1	1st	+1.0	39,219		Rogers/Maholm/None
6	4/8	PIT	L, 3-4 (14)	4-2	1st	+0.5	29,192		G. Olson/Morales/None
7	4/9	PIT	W, 6-4	5-2	1st	+0.5	25,398		Belisle/Veras/Lindstrom
8	4/10	PIT	W, 6-5	6-2	1st	+1.5	18,043		Chacin/Crotta/Street
9	4/11	NYM	W, 7-6	7-2	1st	+1.5	24,865		Belisle/Pamell/Street
	4/12	NYM	-- GAME POSTPONED DUE TO WEATHER, MAKE-UP AS DH, 4/14 --						
10	4/13	NYM	W, 5-4	8-2	1st	+3.0	25,878		Rogers/Niese/Street
11	4/14	NYM(1)	W, 6-5	9-2	1st	+3.5			Reynolds/Dickey/Street
12	4/14	NYM(2)	W, 9-4	10-2	1st	+4.0	25,758		De La Rosa/Capuano/None
13	4/15	CHC	W, 5-0	11-2	1st	+4.0	30,285	167,163	Chacin/Garza/None
14	4/16	CHC	L, 3-8	11-3	1st	+3.0	40,264	207,427	Coleman/Hammel/None
15	4/17	CHC	W, 9-5	12-3	1st	+4.0	42,212	249,639	Betancourt/Mateo/None
16	4/18	SF	L, 1-8	12-4	1st	+3.0	31,079	280,718	Lincecum/Rogers/None
17	4/19	SF	L, 3-6	12-5	1st	+2.0	30,320	311,038	Jimenez/J. Sanchez/Wilson
18	4/20	SF	W, 10-2	13-5	1st	+3.0	27,758	338,796	De La Rosa/Cain/None
	4/21		OFF DAY		1st	+3.0			
19	4/22	FLA	L, 1-4	13-6	1st	+3.0	15,069		Chacin/A. Sanchez/None
20	4/23	FLA	W, 3-1	14-6	1st	+4.0	35,381		Hammel/Vazquez/Street
21	4/24	FLA	L, 3-6	14-7	1st	+3.0	11,442		Dunn/Belisle/Nunez
22	4/25	CHC	W, 5-3	15-7	1st	+4.0	37,417		Rogers/Garza/Street
23	4/26	CHC	W, 4-3	16-7	1st	+4.5	38,261		De La Rosa/Russell/Street
	4/27	CHC	-- GAME POSTPONED DUE TO WEATHER, MAKE-UP ON 6/27 AT CHC --						
	4/28		OFF DAY		1st	+4.5			
24	4/29	PIT	L, 0-3	16-8	1st	+3.5	34,477	373,273	Correia/Chacin/Hanrahan
25	4/30	PIT	W, 4-1	17-8	1st	+4.5	33,684	406,957	Hammel/Maholm/Street
<b>MAY (8-21)</b>									
<b>HOME (6-10)</b>			<b>ROAD (2-11)</b>			<b>TEAM AVG. (.255)</b>		<b>TEAM ERA (4.52)</b>	
26	5/1	PIT	L, 4-8	17-9	1st	+4.5	35,012	441,969	Jimenez/Morton/None
	5/2		OFF DAY		1st	+4.0			
27	5/3	ARI	L, 3-4	17-10	1st	+4.0	18,887		Hernandez/Paulino/Putz
28	5/4	ARI	W, 6-4	18-10	1st	+4.0	18,803		Chacin/Enright/Street
29	5/5	ARI	L, 2-3 (11)	18-11	1st	+4.0	18,695		Hernandez/Belisle/None
30	5/6	SF	L, 3-4	18-12	1st	+3.0	41,982		Wilson/Paulino/None
31	5/7	SF	L, 2-3	18-13	1st	+2.0	41,611		Wilson/Paulino/None
32	5/8	SF	L, 0-3	18-14	1st	+1.0	42,132		Vogelsong/De La Rosa/Wilson
33	5/9	NYM	W, 2-1	19-14	1st	+1.5	31,885	473,854	Belisle/Capuano/Street
34	5/10	NYM	L, 3-4	19-15	1st	+0.5	31,007	504,861	Capuano/Hammel/None
	5/11	NYM	-- GAME POSTPONED DUE TO WEATHER, MAKE-UP ON 5/12 --						
35	5/12	NYM	L, 5-9	19-16	2nd	-1.0	21,422	526,283	Niese/Jimenez/None
36	5/13	SD	W, 12-7	20-16	T1st	--	40,278	566,561	De La Rosa/Mosely/None
37	5/14	SD	L, 7-9	20-17	2nd	-1.0	34,252	600,813	Adams/Street/Bell
38	5/15	SD	L, 2-8	20-18	2nd	-1.5	38,109	638,922	Latos/Hammel/None
39	5/16	SF	W, 7-4	21-18	2nd	-0.5	33,228	672,150	Mortensen/Lincecum/Street
40	5/17	SF	W, 5-3	22-18	1st	+0.5	41,105	713,255	Belisle/Sanchez/Street
41	5/18	PHI	L, 1-2	22-19	2nd	-0.5	44,665		Hamels/De La Rosa/Madson
42	5/19	PHI	W, 7-1	23-19	2nd	-0.5	45,425		Chacin/Kendrick/None
43	5/20	MIL	L, 6-7 (14)	23-20	2nd	-1.5	33,361		McClendon/Paulino/None
44	5/21	MIL	L, 2-3	23-21	2nd	-2.5	42,240		Marcum/Mortensen/Axford
45	5/22	MIL	L, 1-3	23-22	2nd	-3.5	42,605		Wolf/Jimenez/Axford
	5/23		OFF DAY		2nd	-3.5			
46	5/24	ARI	W, 12-4	24-22	2nd	-3.0	26,378	739,633	G. Reynolds/Collmenter/None
47	5/24	ARI	L, 2-5	24-23	2nd	-3.0	25,096	764,729	Saunders/Chacin/Putz
48	5/25	ARI	L, 1-2	24-24	3rd	-3.0	26,972	791,701	Kennedy/Hammel/Putz
49	5/26	ARI	L, 3-6	24-25	3rd	-3.0	30,186	821,887	Owings/Mortensen/Hernandez
50	5/27	STL	L, 3-10	24-26	3rd	-4.0	31,285	853,172	Westbrook/Jimenez/None
51	5/28	STL	W, 15-4	25-26	3rd	-3.0	38,149	891,276	Nicasio/Garcia/None
52	5/29	STL	L, 3-4	25-27	3rd	-3.5	40,598	931,919	Lohse/Chacin/Salas
53	5/30	LAD	L, 1-7	25-28	3rd	-4.5	36,962		Billingsley/Hammel/None
54	5/31	LAD	L, 2-8	25-29	4th	-4.5	31,473		Lilly/Mortensen/None
<b>JUNE (14-13)</b>									
<b>HOME (7-6)</b>			<b>ROAD (7-7)</b>			<b>TEAM AVG. (.264)</b>		<b>TEAM ERA (3.88)</b>	
55	6/1	LAD	W, 3-0	26-29	3rd	-4.5	36,975		Jimenez/Garland/None
	6/2		OFF DAY		3rd	-4.5			
56	6/3	SF	L, 1-3	26-30	3rd	-5.5	41,021		Cain/Nicasio/Wilson
57	6/4	SF	W, 2-1	27-30	3rd	-5.0	41,046		Chacin/Bumgarner/Street
58	6/5	SF	L, 1-2	27-31	T3rd	-5.5	41,369		Vogelsong/Lindstrom/Wilson
59	6/6	SD	W, 3-0	28-31	3rd	-5.5	16,838		Mortensen/Richard/Street
60	6/7	SD	L, 0-2	28-32	T3rd	-5.5	17,732		Stauffer/Jimenez/Bell
61	6/8	SD	W, 5-3	29-32	3rd	-5.5	17,220		Lindstrom/Bell/Street
62	6/9	LAD	W, 9-7	30-32	3rd	-4.5	26,066	957,985	Betancourt/Elbert/Street
63	6/10	LAD	W, 6-5	31-32	3rd	-4.5	32,116	990,101	Chacin/Billingsley/Street
64	6/11	LAD	L, 7-11	31-33	3rd	-4.5	34,290	1,024,391	Lilly/Hammel/None
65	6/12	LAD	L, 8-10	31-34	3rd	-5.5	32,650	1,057,041	R. De La Rosa/Jimenez/Elbert
66	6/13	SD	L, 1-3	31-35	3rd	-6.0	32,395	1,089,436	Bass/Cook/Bell
67	6/14	SD	W, 6-3	32-35	3rd	-6.0	35,045	1,124,481	Nicasio/LeBlanc/None
68	6/15	SD	W, 6-4	33-35	3rd	-5.5	35,877	1,160,358	Chacin/Latos/None
	6/16		OFF DAY		3rd	-5.5			
69	6/17	DET	W, 13-6	34-35	3rd	-4.5	41,594	1,201,952	Hammel/Porcello/None
70	6/18	DET	W, 5-4	35-35	3rd	-3.5	48,555	1,250,507	Jimenez/Coke/Street
71	6/19	DET	L, 1-9	35-36	3rd	-3.5	49,015	1,299,522	Verlander/Cook/None
72	6/20	CLE	W, 8-7	36-36	3rd	-3.0	15,224		Lindstrom/Carmona/Street
73	6/21	CLE	W, 4-3	37-36	3rd	-2.5	15,877		Belisle/Perez/Street
74	6/22	CLE	L, 3-4	37-37	3rd	-3.5	17,568		Tomlin/Hammel/Perez
	6/23		OFF DAY		3rd	-4.0			
75	6/24	NYY	W, 4-2	38-37	3rd	-4.0	46,028		Jimenez/Burnett/Street
76	6/25	NYY	L, 3-8	38-38	3rd	-4.5	46,900		Cook/Sabathia/None



77	6/26	NYJ	L, 4-6	38-39	3rd	-5.5	47,894		Logan/Belisle/Rivera
78	6/27	CHC	L, 3-7	38-40	3rd	-6.0	40,854		Garza/Chacin/None
79	6/28	CWS	W, 3-2 (13)	39-40	3rd	-6.5	40,175	1,339,697	Brothers/Ohman/None
80	6/29	CWS	L, 2-3	39-41	3rd	-6.5	35,973	1,375,670	Bruney/Street/Santos
81	6/30	CWS	L, 4-6 (10)	39-42	3rd	-6.5	38,084	1,413,154	Crain/Mortensen/Santos
JULY (12-15) HOME (6-5) ROAD (6-10) TEAM AVG. (.265) TEAM ERA (5.02)									
82	7/1	KC	W, 9-0	40-42	3rd	-6.5	48,282	1,462,036	Nicasio/Duffy/None
83	7/2	KC	W, 9-6	41-42	3rd	-6.5	49,227	1,511,263	G. Reynolds/Davies/Street
84	7/3	KC	L, 8-16	41-43	3rd	-6.5	40,269	1,551,532	Wood/Hammel/None
85	7/4	ATL	L, 1-4	41-44	3rd	-6.5	36,137		Hanson/Jimenez/Kimbrel
86	7/5	ATL	L, 3-5	41-45	3rd	-6.5	17,718		Lowe/Chacin/Kimbrel
87	7/6	ATL	L, 1-9	41-46	3rd	-7.5	26,271		Jurrjens/Cook/None
88	7/7	ATL	L, 3-6	41-47	3rd	-8.5	21,541		Hudson/Nicasio/Kimbrel
89	7/8	WAS	W, 3-2	42-47	3rd	-7.5	19,046		Hammel/Lannan/Street
90	7/9	WAS	W, 2-1	43-47	3rd	-7.5	29,441		Jimenez/Marquis/Street
91	7/10	WAS	L, 0-2	43-48	3rd	-8.5	21,186		Zimmermann/Chacin/Storen
7/11-13 ALL-STAR BREAK									
92	7/14	MIL	W, 12-3	44-48	3rd	-8.5	41,088	1,592,620	Jimenez/Gallardo/None
93	7/15	MIL	W, 4-0	45-48	3rd	-8.5	35,044	1,627,664	Nicasio/Narveson/None
94	7/16	MIL	L, 7-8	45-49	3rd	-8.5	46,783	1,674,447	Rodriguez/Street/Axford
95	7/17	MIL	L, 3-4	45-50	3rd	-9.5	35,030	1,709,477	Marcum/Cook/Axford
96	7/18	ATL	L, 4-7	45-51	3rd	-10.5	35,103	1,744,580	Lowe/Hammel/Kimbrel
97	7/19	ATL	W, 12-3	46-51	3rd	-10.5	36,460	1,781,040	Jimenez/Beachy/None
98	7/20	ATL	W, 3-2	47-51	3rd	-9.5	39,339	1,820,379	Street/O'Flaherty/None
99	7/21	ATL	L, 6-9	47-52	3rd	-10.0	39,262	1,859,641	Hanson/M. Reynolds/Kimbrel
100	7/22	ARI	W, 8-4	48-52	3rd	-9.0	22,768		Cook/Hudson/None
101	7/23	ARI	L, 3-12	48-53	3rd	-10.0	34,849		Collmente/Hammel/None
102	7/24	ARI	L, 0-7	48-54	3rd	-11.0	28,090		Owings/Jimenez/Duke
103	7/25	LAD	L, 5-8	48-55	3rd	-11.5	28,860		R. De La Rosa/Nicasio/Guerra
104	7/26	LAD	L, 2-3	48-56	3rd	-11.5	50,664		Kershaw/Chacin/Jansen
105	7/27	LAD	W, 3-1	49-56	3rd	-11.5	29,976		Cook/Kuroda/Street
	7/28		OFF DAY						
106	7/29	SD	W, 3-2	50-56	3rd	-11.0	27,612		Hammel/Stauffer/Street
107	7/30	SD	W, 10-6	51-56	3rd	-10.0	37,034		Rogers/Harang/None
108	7/31	SD	L, 3-8	51-57	3rd	-10.0	22,516		Qualls/Bothers/None
AUGUST (13-16) HOME (9-7) ROAD (4-9) TEAM AVG. (.269) TEAM ERA (4.91)									
109	8/1	PHI	L, 3-4 (10)	51-58	3rd	-10.0	39,330	1,898,971	Bastardo/Brothers/Madson
110	8/2	PHI	L, 0-5	51-59	3rd	-10.0	39,128	1,938,099	Kendrick/Cook/None
111	8/3	PHI	L, 6-8	51-60	3rd	-11.0	39,404	1,977,503	Halladay/Hammel/Lidge
112	8/4	WAS	W, 6-3	52-60	3rd	-10.0	35,956	2,013,459	Rogers/Detwiler/None
113	8/5	WAS	L, 3-5	52-61	T3rd	-10.0	35,034	2,048,493	Zimmermann/Nicasio/Storen
114	8/6	WAS	W, 15-7	53-61	T3rd	-9.0	43,321	2,091,814	Chacin/Hernandez/None
115	8/7	WAS	L, 2-3	53-62	T3rd	-10.0	34,812	2,126,626	Clippard/Belisle/Storen
116	8/8	CIN	W, 10-7	54-62	3rd	-9.0	27,055		Belise/Bray/Street
117	8/9	CIN	W, 3-2	55-62	3rd	-9.0	17,378		Rogers/Willis/Betancourt
118	8/10	CIN	L, 2-3	55-63	3rd	-9.5	21,673		Leake/Millwood/Cordero
119	8/11	CIN	L, 1-2	55-64	3rd	-10.5	20,546		Cueto/Chacin/Cordero
120	8/12	STL	L, 1-6	55-65	3rd	-11.5	36,181		Lohse/Cook/None
121	8/13	STL	W, 6-1	56-65	3rd	-11.5	40,172		Hammel/Garcia/None
122	8/14	STL	L, 2-6	56-66	4th	-12.5	38,748		Jackson/Rogers/None
123	8/15	FLA	W, 7-4	57-66	3rd	-12.0	32,175	2,158,801	Belise/Nunez/None
124	8/16	FLA	L, 5-6	57-67	3rd	-13.0	36,136	2,194,937	Sanchez/Chacin/Nunez
125	8/17	FLA	W, 12-5	58-67	3rd	-12.0	33,522	2,228,459	Cook/Nolasco/None
	8/18		OFF DAY						
126	8/19	LAD	L, 2-8	58-68	T3rd	-11.0	44,984	2,273,443	Kuroda/Hammel/None
127	8/20	LAD	W, 7-6 (13)	59-68	3rd	-10.5	45,195	2,318,638	Romero/Hawksworth/None
128	8/21	LAD	W, 5-3	60-68	3rd	-9.5	49,083	2,367,721	Millwood/Billingsley/Betancourt
129	8/22	HOU	W, 9-5	61-68	3rd	-8.5	27,166	2,394,887	Chacin/Myers/Betancourt
130	8/23	HOU	W, 8-6	62-68	3rd	-8.5	31,179	2,426,066	Belise/F. Rodriguez/Brothers
131	8/24	HOU	W, 7-6 (10)	63-68	3rd	-8.5	30,333	2,456,399	Belise/A. Rodriguez/None
	8/25		OFF DAY						
132	8/26	LAD	L, 1-6	63-69	3rd	-10.0	38,960		Lilly/Rogers/None
133	8/27	LAD	L, 6-7 (11)	63-70	T3rd	-11.0	35,537		MacDougal/Hammel/None
134	8/28	LAD	W, 7-6	64-70	3rd	-11.0	38,503		Chacin/Eovaldi/Betancourt
135	8/29	ARI	L, 1-5	64-71	T3rd	-12.0	19,478		Hudson/White/Putz
136	8/30	ARI	L, 4-9	64-72	4th	-13.0	20,231		Miley/Cook/None
137	8/31	ARI	L, 2-4	64-73	4th	-14.0	23,062		Collmenter/Rogers/Putz
SEPT. (9-16) HOME (3-10) ROAD (6-6) TEAM AVG. (.255) TEAM ERA (4.64)									
	9/1		OFF DAY						
138	9/2	SD	W, 3-0	65-73	4th	-13.0	22,070		Millwood/Harang/Betancourt
139	9/3	SD	W, 5-4	66-73	4th	-13.0	23,974		White/Luebke/Betancourt
140	9/4	SD	L, 2-7	66-74	4th	-14.0	24,661		Latos/Cook/None
141	9/5	ARI	L, 7-10	66-75	4th	-15.0	40,342	2,496,741	Miley/Rogers/None
142	9/6	ARI	W, 8-3	67-75	4th	-14.0	25,691	2,522,432	Belise/Hernandez/None
143	9/7	ARI	L, 3-5	67-76	4th	-15.0	25,320	2,547,752	Saunders/Millwood/Putz
	9/8		OFF DAY						
144	9/9	CIN	L, 1-4	67-77	4th	-16.5	40,114	2,587,866	Bailey/Chacin/Cordero
145	9/10	CIN	W, 12-7	68-77	4th	-16.5	38,499	2,626,365	White/Maloney/None
146	9/11	CIN	W, 4-1	69-77	4th	-15.5	39,538	2,665,903	Pomeranz/Volquez/Hammel
	9/12		OFF DAY						
147	9/13	MIL	L, 1-2 (11)	69-78	4th	-17.0	37,120		Loe/Lindstrom/None
148	9/14	MIL	W, 6-2	70-78	4th	-16.0	38,302		Millwood/Marcum/None
149	9/15	SF	L, 5-8	70-79	4th	-16.5	34,364	2,700,267	Vogelsong/Chacin/Casilla
150	9/16	SF	L, 1-9	70-80	4th	-16.5	47,302	2,747,569	Bumgarner/White/None
151	9/17	SF	L, 5-6	70-81	4th	-16.5	38,961	2,786,530	Joaquin/Street/Casilla
152	9/18	SF	L, 5-12	70-82	4th	-17.5	31,875	2,818,405	Cain/Rogers/None
153	9/19	SD	L, 2-8	70-83	4th	-18.5	27,450	2,845,855	Luebke/Millwood/None
154	9/20	SD	L, 1-2	70-84	4th	-18.5	32,465	2,878,320	Latos/Chacin/Bell
155	9/21	SD	L, 0-4	70-85	4th	-19.5	31,457	2,909,777	Bass/Cook/Bell
156	9/22	HOU	L, 6-9	70-86	4th	-20.0	20,773		Sosa/White/Melancon
157	9/23	HOU	L, 2-11	70-87	4th	-21.0	22,467		Myers/Pomeranz/None
158	9/24	HOU	W, 4-2(13)	71-87	4th	-21.0	26,209		M. Reynolds/Lyles/Betancourt
159	9/25	HOU	W, 19-3	72-87	4th	-21.0	21,621		Millwood/Harrell/None
160	9/26	SF	L, 1-3	72-88	4th	-21.0	41,956		Vogelsong/Chacin/Casilla
161	9/27	SF	L, 0-7	72-89	4th	-22.0	42,370		Bumgarner/White/None
162	9/28	SF	W, 6-3	73-89	4th	-21.0	41,873		Pomeranz/Surkamp/Betancourt



# 2011 Statistics

## STARTING PITCHING

PLAYER	W-L	ERA	G	GS	CG	SHO	INN	H	R	ER	HR	BB	IBB	SO	AVG
Chacin	11-14	3.62	31	31	2	1	194.0	168	87	78	20	87	1	150	.231
Hammel	7-12	4.95	32	27	0	0	160.0	169	98	88	19	65	3	86	.277
Jimenez	6-9	4.46	21	21	2	1	123.0	118	68	61	10	51	5	118	.251
De La Rosa	5-2	3.51	10	10	1	0	59.0	48	25	23	4	22	0	52	.222
Rogers	5-6	6.28	18	13	0	0	71.2	92	50	50	13	38	5	53	.314
Millwood	4-3	3.98	9	9	0	0	54.1	58	26	24	9	8	0	36	.274
Nicasio	4-4	4.14	13	13	0	0	71.2	73	35	33	8	18	3	58	.262
Cook	3-10	5.81	18	17	0	0	96.0	123	64	62	8	37	5	46	.321
Mortensen	2-3	4.15	16	6	0	0	34.2	31	18	16	5	18	2	20	.246
Pomeranz	2-1	5.40	4	4	0	0	18.1	19	11	11	0	5	0	13	.271
Reynolds	2-0	5.06	13	3	0	0	16.0	16	9	9	3	5	1	6	.262
White	2-4	8.42	7	7	0	0	36.1	48	35	34	12	16	1	24	.324
Johnson	0-0	9.00	1	1	0	0	4.0	6	5	4	0	3	0	3	.375
<b>TOTALS</b>	<b>53-68</b>	<b>4.73</b>	<b>-</b>	<b>162</b>	<b>5</b>	<b>2</b>	<b>939.0</b>	<b>969</b>	<b>531</b>	<b>493</b>	<b>111</b>	<b>373</b>	<b>26</b>	<b>665</b>	<b>.268</b>

\*stats only in starts

## TEAM RECORD BY STARTING PITCHER IN 2011

Starter	Starts	W	L	Pct.
Jhoulys Chacin	31	13	18	.419
Jason Hammel	27	12	15	.444
Ubaldo Jimenez	21	8	13	.381
Aaron Cook	17	5	12	.294
Juan Nicasio	13	7	6	.538
Esmil Rogers	13	6	7	.462
Jorge De La Rosa	10	6	4	.600
Kevin Millwood	9	5	4	.556
Alex White	7	3	4	.429
Clayton Mortensen	6	2	4	.333
Drew Pomeranz	4	2	2	.500
Greg Reynolds	3	3	0	1.000
Alan Johnson	1	1	0	1.000
<b>Totals</b>	<b>162</b>	<b>73</b>	<b>89</b>	<b>.451</b>

## STARTERS / RELIEVERS

	W	L	ERA	G	IP	H	R	ER	HR	BB	SO
Starter	53	68	4.73	162	939.0	969	531	493	111	373	665
Reliever	19	21	3.89	157	508.2	502	243	220	65	149	453
<b>Totals</b>	<b>73</b>	<b>89</b>	<b>4.43</b>	<b>162</b>	<b>1447.2</b>	<b>1471</b>	<b>774</b>	<b>713</b>	<b>176</b>	<b>522</b>	<b>1118</b>
	W	L	ERA	G	IP	H	R	ER	HR	BB	SO
Home	38	43	4.71	81	742.0	817	427	388	101	241	544
Road	35	46	4.15	81	705.2	654	347	325	75	281	574
<b>Totals</b>	<b>73</b>	<b>89</b>	<b>4.43</b>	<b>162</b>	<b>1447.2</b>	<b>1471</b>	<b>774</b>	<b>713</b>	<b>176</b>	<b>522</b>	<b>1118</b>

## RELIEF PITCHING

PITCHER	W-L	ERA	APP	GF	SV	IP	H	R	ER	HR	SH	SF	HB	BB	IBB	SO	WP	BK	AVG
Beislis	10-4	3.25	74	10	0	72.0	77	33	26	5	4	0	4	14	3	58	2	0	.276
Betancourt	2-0	2.89	68	24	8	62.1	46	21	20	7	0	2	0	8	0	73	1	2	.203
Billings	0-0	4.50	1	1	0	2.0	5	1	1	0	0	0	0	0	0	0	1	0	.556
Brothers	1-2	2.88	48	6	1	40.2	33	14	13	4	0	0	0	20	2	59	2	0	.217
Cook	0-0	27.00	1	0	0	1.0	4	3	3	1	0	0	0	0	0	2	0	0	.571
Daley	0-0	10.5	7	0	0	6.0	8	7	7	1	0	1	0	2	0	7	0	0	.333
Escalona	0-0	1.75	14	5	0	25.2	17	5	5	3	1	0	0	7	2	14	0	0	.187
Gonzalez	0-0	9.00	1	1	0	2.0	5	2	2	0	0	0	0	1	0	1	0	0	.500
Hammel	0-1	1.74	5	2	1	10.1	6	2	2	2	0	0	0	3	0	8	0	0	.162
Lindstrom	2-2	3.00	63	16	2	54.0	52	21	18	3	3	2	14	4	36	2	0	0	.256
Miller	0-0	2.57	6	4	0	7.0	3	2	2	0	0	2	0	4	0	5	0	0	.130
Morales	0-1	3.86	14	4	0	14.0	10	6	6	2	1	1	0	8	1	11	1	0	.204
Mortensen	0-1	3.42	10	6	0	23.2	24	12	9	4	2	0	1	6	0	10	0	0	.273
Paulino	0-4	7.36	18	8	0	14.2	68	12	12	3	0	1	0	7	0	14	1	0	.383
G. Reynolds	1-0	7.31	10	3	0	16.0	24	13	13	3	0	0	1	5	1	12	0	0	.338
M. Reynolds	1-2	4.09	73	9	0	50.2	48	24	23	10	1	4	0	18	5	50	5	2	.255
Roenicke	0-0	3.78	19	6	0	16.2	14	7	7	1	0	0	1	7	1	12	1	0	.233
Rogers	1-0	11.91	5	1	0	11.1	18	15	15	1	1	1	0	9	0	10	1	0	.353
Romero	1-0	4.32	12	2	0	8.1	12	7	4	1	1	0	0	3	0	9	0	0	.324
Street	1-4	3.86	62	47	29	58.1	62	28	25	10	3	1	1	9	1	55	0	0	.276
Stults	0-0	6.00	6	2	0	12.0	11	8	8	4	0	0	1	4	1	7	0	0	.229
<b>TOTALS</b>	<b>20-21</b>	<b>3.91</b>	<b>517</b>	<b>157</b>	<b>41</b>	<b>508.2</b>	<b>2133</b>	<b>243</b>	<b>221</b>	<b>65</b>	<b>17</b>	<b>16</b>	<b>11</b>	<b>149</b>	<b>21</b>	<b>453</b>	<b>17</b>	<b>4</b>	<b>.259</b>



## 2011 CLUB MISCELLANEOUS

	HOME		ROAD		TOTALS			HOME		ROAD		TOTALS	
	W	L	W	L	W	L		W	L	W	L	W	L
VS. ATLANTA	2	2	0	4	2	6	VS. CLEVELAND	0	0	2	1	2	1
VS. FLORIDA	2	1	1	2	3	3	VS. CHICAGO	1	2	0	0	1	2
VS. NEW YORK	1	2	4	0	5	2	VS. DETROIT	2	1	0	0	2	1
VS. PHILADELPHIA	0	3	1	1	1	4	VS. KANSAS CITY	2	1	0	0	2	1
VS. WASHINGTON	2	2	2	1	4	3	VS. NEW YORK	0	0	1	2	1	2
<b>TOTALS VS. EAST</b>	<b>7</b>	<b>10</b>	<b>8</b>	<b>8</b>	<b>15</b>	<b>18</b>	<b>TOTALS VS. A.L.</b>	<b>5</b>	<b>4</b>	<b>3</b>	<b>3</b>	<b>8</b>	<b>7</b>
	<b>W</b>	<b>L</b>	<b>W</b>	<b>L</b>	<b>W</b>	<b>L</b>	<b>OVERALL TOTALS</b>	<b>38</b>	<b>43</b>	<b>35</b>	<b>46</b>	<b>73</b>	<b>89</b>
VS. CHICAGO	2	1	2	1	4	2	<b>ATTENDANCE</b>						
VS. CINCINNATI	2	1	2	2	4	3	HOME	2,909,777	(81 DATES)	35,923	AVG		
VS. HOUSTON	3	0	2	2	5	2	ROAD	2,423,939	(80 DATES)	30,299	AVG		
VS. MILWAUKEE	2	2	1	4	3	6							
VS. PITTSBURGH	1	2	3	1	4	3							
VS. ST. LOUIS	1	2	1	2	2	4							
<b>TOTALS VS. CENTRAL</b>	<b>11</b>	<b>8</b>	<b>11</b>	<b>12</b>	<b>22</b>	<b>20</b>	DOUBLE PLAYS (TURNED)			<b>COL</b>	<b>OPP</b>		
	<b>W</b>	<b>L</b>	<b>W</b>	<b>L</b>	<b>W</b>	<b>L</b>	TRIPLE PLAYS			156	138		
VS. ARIZONA	3	6	2	7	5	13	LEFT ON			1172	1098		
VS. LOS ANGELES	6	3	3	6	9	9	GRAND SLAM			1	3		
VS. SAN DIEGO	3	6	6	3	9	9	HOME RUNS - HOME			94	101		
VS. SAN FRANCISCO	3	6	2	7	5	13	HOME RUNS - ROAD			69	75		
<b>TOTALS VS. WEST</b>	<b>15</b>	<b>21</b>	<b>13</b>	<b>23</b>	<b>28</b>	<b>44</b>							
<b>TOTALS VS. N.L.</b>	<b>33</b>	<b>39</b>	<b>32</b>	<b>43</b>	<b>65</b>	<b>82</b>							

## 2011 PINCH-HITTING

	AVG	G	AB	R	H	2B	3B	HR	RBI	BB	IBB	SO	OBP	SLG
Alfonzo	.500	6	6	0	3	1	0	0	1	0	0	0	.500	.667
Amezaga	.250	9	8	3	2	0	0	0	1	0	0	1	.250	.250
Blackmon	.500	2	2	1	1	0	0	1	1	0	0	0	.500	2.000
Chacin	.000	1	1	0	0	0	0	0	0	0	0	0	.000	.000
Cook	.000	1	1	0	0	0	0	0	0	0	0	1	.000	.000
Ellis	.167	6	6	0	1	0	0	0	0	0	0	2	.167	.167
Field	.000	1	1	0	0	0	0	0	0	0	0	0	.000	.000
Fowler	.250	5	4	1	1	0	0	0	1	0	0	2	.250	.250
Garner	.000	2	1	1	0	0	0	0	1	1	0	0	.500	.000
Giambi	.133	35	30	1	4	0	0	1	5	4	0	17	.229	.233
Gonzalez	.000	2	2	0	0	0	0	0	0	0	0	0	.000	.000
Helton	.000	5	3	0	0	0	0	0	0	2	0	0	.400	.000
Herrera	.278	23	18	2	5	1	0	0	0	4	0	2	.409	.333
Iannetta	.200	6	5	0	1	1	0	0	0	0	0	0	.333	.400
Kouzmanoff	.667	3	3	1	2	0	0	0	0	0	0	1	.667	.667
Lopez	.000	4	4	0	0	0	0	0	0	0	0	1	.000	.000
Morales	.333	4	3	0	1	0	0	0	1	0	1	0	.500	.333
Nelson	.364	11	11	2	4	1	0	1	4	0	0	1	.364	.727
Rosario	.000	2	1	0	0	0	0	0	1	0	0	1	.000	.000
Smith	.364	25	22	4	8	1	0	0	2	2	0	7	.400	.409
Spilborghs	.212	40	33	4	7	0	0	1	6	7	0	11	.350	.303
Stewart	.100	10	10	1	1	0	0	0	0	0	0	4	.100	.100
Tulowitzki	.000	3	3	0	0	0	0	0	0	0	0	2	.000	.000
Wigginton	.154	17	13	1	2	0	0	0	0	3	1	7	.313	.154
Young	.200	26	20	5	4	0	0	0	0	6	0	1	.385	.200
<b>TOTALS</b>	<b>.221</b>	<b>142</b>	<b>213</b>	<b>27</b>	<b>47</b>	<b>5</b>	<b>0</b>	<b>4</b>	<b>23</b>	<b>30</b>	<b>1</b>	<b>62</b>	<b>.316</b>	<b>.300</b>

## 2011 HOME RUN TOTALS

Player	No.	Solo	2-run	3-run	GS	vs. LHP	vs. RHP	Home	Road	GT	GA	Rockies Record	Last	AB's Since
Charlie Blackmon	1	1	-	-	-	-	1	1	-	-	-	1-0	7/11/11 vs. KC	23
Mark Ellis	7	4	3	-	-	2	5	6	1	1	2	2-4	9/19/11 vs. SD	31
Tommy Field	-	-	-	-	-	-	-	-	-	-	-	-	No MLB HRs	48
Dexter Fowler	5	4	1	-	-	1	4	3	2	-	1	1-3	9/10/11 vs. CIN	62
Jason Giambi	13	5	4	4	-	3	10	6	7	2	4	5-6	9/10/11 vs. CIN	14
Carlos Gonzalez	26	15	7	4	-	7	19	16	10	1	9	12-12	9/14/11 at MIL	5
Hector Gomez	-	-	-	-	-	-	-	-	-	-	-	-	No MLB HRs	6
Todd Helton	14	11	2	1	-	5	9	8	6	2	5	8-5	8/20/11 vs. FLA	46
Jonathan Herrera	3	1	1	1	-	1	2	2	1	-	1	2-1	8/23/11 vs. HOU	22
Chris Iannetta	14	6	5	3	-	7	7	10	4	-	4	8-5	9/25/11 at HOU	1
Kevin Kouzmanoff	7	3	3	1	-	2	5	-	7	-	-	1-1	9/25/11 at HOU	13
Chris Nelson	4	3	-	1	-	1	3	2	2	-	1	1-3	9/23/11 at HOU	5
Jordan Pacheco	2	2	-	-	-	1	1	2	-	-	1	1-1	9/15/11 vs. SF	56
Wilin Rosario	3	2	-	1	-	1	2	1	2	-	1	1-2	9/22/11 at HOU	10
Seth Smith	15	7	7	1	-	1	14	9	6	1	7	8-5	8/23/11 vs. HOU	93
Ryan Spilborghs	3	2	-	1	-	1	2	2	1	-	1	3-0	7/14/11 vs. MIL	47
Troy Tulowitzki	30	15	10	5	-	9	21	17	13	2	13	20-9	9/6/11 vs. ARI	17
Ty Wigginton	15	12	2	1	-	5	10	7	8	1	6	4-9	9/11/11 vs. CIN	41
Eric Young Jr.	-	-	-	-	-	-	-	-	-	-	-	-	9/8/09 vs. CIN	401

## MULTI-HIT GAMES

Player	2	3	4	5	Total	Career High
Blackmon	4	1	1	-	6	4, 6/17/11 vs. DET
Ellis	13	5	2	-	20	5, 8/10/09 at BAL
Field	3	-	1	-	4	4, 9/25/11 at HOU
Fowler	30	7	-	-	37	4, 8/13/09 vs. PIT
Giambi	5	3	-	-	8	5, 7/2/96 at SEA
Gomez	1	-	-	-	1	2, 9/17/11 vs. SF
Gonzalez	28	8	3	-	39	4, 10x, last: 8/27/11 at LAD
Helton	27	5	2	-	34	5, 5/3/00 vs. MON
Herrera	15	2	-	-	17	4, 6/19/10 vs. MIL
Iannetta	15	3	2	-	20	4, 2x, last: 8/6/11 vs. WAS
Kouzmanoff	2	4	-	-	6	5, 8/13/09 at MIL
Morales	4	-	-	-	4	4, 4/26/09 at CLE
Nelson	6	3	-	-	9	3, 3x, last: 8/15/11 vs. FLA
Pacheco	2	2	1	-	4	4, 9/25/11 at HOU
Rosario	2	-	-	-	2	2, 2x, last: 9/22/11 at HOU
Smith	27	7	-	-	34	4, 9/4/09 vs. ARI
Spilborghs	4	2	1	-	7	4, 3x, last: 7/14/11 vs. MIL
Stewart	2	1	-	-	3	4, 8/22/08 vs. CIN
Tulowitzki	42	11	-	-	53	5, 2x, last: 8/10/09 vs. CHC
Wigginton	15	5	1	-	21	5, 5/10/04 at ARI
Young	8	2	-	-	10	3, 4x, last: 9/22/11 at HOU

## MULTI-RBI GAMES

Player	2	3	4	5+	Total	Career High
Blackmon	1	-	-	-	1	2, 6/17/11 vs. DET
Ellis	3	2	-	-	5	5, 4x, last: 5/18/07 vs. SF
Field	-	1	-	-	1	3, 9/25/11 at HOU
Fowler	10	1	1	-	12	4, 8/6/11 vs. WAS
Giambi	2	4	-	1	7	7, 4x, last: 5/19/11 at PHI
Gomez	-	-	-	-	-	No MLB Multi-RBI Games
Gonzalez	12	5	4	1	22	6, 2x, last: 7/3/11 vs. KC
Helton	13	4	-	-	17	6, 5/29/03 vs. LAD
Herrera	1	1	-	-	2	3, 3x, last 4/14/11 G2 at NYM
Iannetta	2	3	1	2	8	6, 5/28/11 vs. STL
Kouzmanoff	2	-	1	1	4	5, 9/25/11 at HOU
Morales	2	-	-	-	2	3, 9/22/10 vs. CLE
Nelson	1	1	-	-	2	3, 6/17/11 vs. DET
Pacheco	3	1	-	-	4	3, 9/10/11 vs. CIN
Rosario	-	1	-	-	1	3, 9/22/11 at HOU
Smith	10	3	1	-	14	5, 9/6/09 vs. ARI
Spilborghs	1	1	2	-	4	6, 6/10/07 at BAL
Stewart	-	-	-	-	-	6, 7/9/10 vs. SD
Tulowitzki	15	12	2	-	29	7, 2x, last: 9/15/10 vs. SD
Wigginton	4	2	1	-	7	4, 9x, last: 4/20/11 vs. SF
Young	2	-	-	-	2	2, 4x, last: 8/4/11 vs. WAS

## 2011 STARTS BY POSITION

	1	2	3	4	5	6	7	8	9
Blackmon	0-4					1-0	8-8	3-1	
Ellis		16-26	1-3		1-1	1-4	4-2	1-3	
Field								4-8	
Fowler	33-40	15-18	1-4				0-1	3-4	
Garner						1-1			
Giambi			1-7	1-3	9-7				
Gomez								0-1	
Gonzalez	17-16		41-45		1-2				
Helton			26-25	0-2	24-32	4-0			
Herrera	1-0	26-29						3-3	
Iannetta							5-9	43-44	3-1
Kouzmanoff				2-3	1-3	2-3	3-7		
Morales							1-0	9-7	
Nelson		11-6		1-0		2-6	4-5	2-2	
Pacheco			1-4		1-4	3-3	1-1	1-1	
Rosario							3-9	0-2	
Smith	3-3	3-4	1-0	2-6	19-28	21-26	2-1		
Spilborghs	2-1	2-1				5-2	11-15	0-2	
Stewart						2-6	12-8	1-2	
Tulowitzki			1-1	66-72					
Wigginton				1-2	13-12	21-29	11-11		
Young	17-23	0-2							

## 2011 STARTS BY BATTING ORDER

	1B	2B	3B	SS	LF	CF	RF	C	DH
Blackmon					12-11	0-2			
Ellis		24-39							
Field				4-8					
Fowler						52-67			
Garner					0-1		1-0		
Giambi	8-14								3-3
Gomez				0-1					
Gonzalez					27-33	15-13	17-17		
Helton	54-59								
Herrera		29-26	0-1	1-5					
Iannetta								51-54	
Kouzmanoff			8-16						
Morales								10-7	
Nelson		13-10	6-8	1-1					
Pacheco	3-7	0-2	3-4					1-0	
Rosario								3-11	
Smith					9-13		42-55		
Spilborghs					4-6	4-4	12-11		
Stewart			15-16						
Tulowitzki				67-73					
Wigginton	8-9		29-33		8-8		1-4		
Young		2-3			13-17	2-3	0-2		

# 2011 DISABLED LIST

Player	Type	Injury	Placed (retro)	Reinstated	Missed	Record
Charlie Blackmon	60-day	Fractured left foot	July 8	September 5	74	32-42
Aaron Cook	60-day	Fractured right pointer finger	March 31 (March 22)	June 8	60	28-32
Matt Daley	60-day	Right shoulder inflammation	June 1	June 15	108	48-60
Jorge De La Rosa	60-day	Torn left ulnar collateral ligament	May 25	June 9	115	49-66
Edgmer Escalona	15-day	Right rotator cuff strain	August 23 (August 20)	September 9	14	6-8
Dexter Fowler	15-day	Left abdominal strain	June 7 (June 5)	June 20	13	8-5
Jason Giambi	15-day	Strained left quadricep	July 27	August 12	15	7-8
Carlos Gonzalez	15-day	Strained right wrist	July 22	August 6	14	5-9
Jonathan Herrera	60-day	Right index finger fracture	September 6 (Sept. 5)	--	21	7-14
Ubaldo Jimenez	15-day	Cuticle cut on right thumb	April 6 (April 2)	April 19	13	10-3
Matt Lindstrom	15-day	Nerve injury in upper right arm	August 10 (August 6)	August 21	14	8-6
Jose Morales	60-day	Fractured right thumb	June 17	August 15	94	40-54
Juan Nicasio	60-day	Fractured C-1 vertebrae	August 6	August 21	49	21-28
Esmil Rogers	15-day	Right lat muscle strain	May 7 (May 2)	July 25	75	30-45
Ryan Spilborghs	15-day	Plantar fasciitis in right foot	August 6 (August 5)	August 20	24	12-12
Ryan Spilborghs	60-day	Plantar fasciitis in right foot	September 11	--	18	6-12
Huston Street	15-day	Right tricep muscle strain	August 13 (August 9)	August 24	12	8-4
Ty Wigginton	15-day	Right oblique strain	May 3 (April 27)	May 12	9	2-7

2011 Review

## 2011 FIELDING STATISTICS

FIRST BASE									OUTFIELD								
PLAYER	PCT	G	GS	PO	A	E	TC	DP	PLAYER	PCT	G	GS	PO	A	E	TC	DP
Giambi	.995	23	22	203	10	1	214	13	Amezaga	.000	2	0	0	0	0	0	0
Hellton	.997	119	113	985	104	3	1092	110	Blackmon	1.000	27	25	43	2	0	45	0
Iannetta	1.000	2	0	4	0	0	4	0	Field	1.000	1	0	1	0	0	1	0
Pacheco	.991	13	10	106	2	1	109	8	Fowler	.975	122	119	309	6	8	323	2
Wigginton	1.000	36	17	181	12	0	193	10	Garner	1.000	3	2	6	0	0	6	0
<b>Totals</b>	<b>.997</b>	<b>162</b>	<b>162</b>	<b>1479</b>	<b>128</b>	<b>5</b>	<b>1612</b>	<b>141</b>	Gonzalez	.996	125	122	219	12	1	232	2
									Smith	.978	129	119	216	5	5	226	0
									Spilborghs	1.000	64	41	78	4	0	82	0
									Wigginton	.926	27	21	24	1	2	27	0
									Young	.957	43	37	65	2	3	70	0
									<b>Totals</b>	<b>.981</b>	<b>162</b>	<b>162</b>	<b>961</b>	<b>32</b>	<b>19</b>	<b>1012</b>	<b>4</b>

SECOND BASE									PITCHING								
PLAYER	PCT	G	GS	PO	A	E	TC	DP	PLAYER	PCT	G	GS	PO	A	E	TC	DP
Amezaga	1.000	5	5	12	11	0	23	1	Belisle	1.000	74	0	2	11	0	13	0
Ellis	.997	64	63	123	194	1	318	42	Betancourt	1.000	68	0	1	1	0	2	0
Herrera	.992	62	55	94	151	2	247	30	Billings	1.000	1	0	1	1	0	2	1
Lopez	1.000	11	9	17	24	0	41	8	Brothers	.333	48	0	1	0	2	3	0
Morales	1.000	2	0	0	2	0	2	0	Chacin	.942	31	31	26	39	4	69	1
Nelson	.969	29	23	36	58	3	97	15	Cook	.930	18	17	14	26	3	43	4
Pacheco	1.000	2	2	2	2	0	4	1	Daley	1.000	7	0	1	0	0	1	0
Young	.955	7	5	10	11	1	22	5	De La Rosa	1.000	10	10	4	8	0	12	0
<b>Totals</b>	<b>.991</b>	<b>162</b>	<b>162</b>	<b>294</b>	<b>453</b>	<b>7</b>	<b>754</b>	<b>102</b>	Escalona	1.000	14	0	2	4	0	6	1
									Gonzalez	1.000	1	0	0	1	0	1	0
									Hammel	.974	32	27	11	27	1	39	0
									Jimenez	.939	21	21	12	19	2	33	1
									Johnson	1.000	1	1	1	1	0	2	0
									Lindstrom	.938	63	0	4	11	1	16	1
									Miller	.000	6	0	0	0	0	0	0
									Millwood	.917	9	9	7	4	1	12	1
									Morales	1.000	14	0	1	3	0	4	0
									Mortensen	.923	16	6	3	9	1	13	1
									Nicasio	.952	13	13	5	15	1	21	1
									Paulino	1.000	18	0	0	1	0	1	0
									Pomerand	1.000	4	4	0	1	0	1	0
									G. Reynolds	1.000	13	3	3	5	0	8	0
									M. Reynolds	1.000	73	0	0	7	0	7	0
									Roenicke	1.000	19	0	0	1	0	1	0
									Rogers	1.000	18	13	9	12	0	21	1
									Romero	1.000	12	0	0	2	0	2	0
									Street	.938	62	0	2	13	1	16	2
									Stults	1.000	6	0	1	0	0	1	0
									White	.600	7	7	2	1	2	5	0
									<b>Totals</b>	<b>.946</b>	<b>162</b>	<b>162</b>	<b>113</b>	<b>223</b>	<b>19</b>	<b>355</b>	<b>15</b>

THIRD BASE								
PLAYER	PCT	G	GS	PO	A	E	TC	DP
Amezaga	.000	2	0	0	0	0	0	0
Herrera	1.000	9	1	1	4	0	5	0
Iannetta	.000	1	0	0	0	0	0	0
Kouzmanoff	.938	25	24	17	44	4	65	4
Lopez	.934	29	23	9	48	4	61	2
Nelson	.917	24	14	9	35	4	48	2
Pacheco	.905	7	7	6	13	2	21	0
Stewart	.929	42	31	25	54	6	85	3
Wigginton	.970	68	62	33	96	4	133	15
<b>Totals</b>	<b>.943</b>	<b>162</b>	<b>162</b>	<b>100</b>	<b>294</b>	<b>24</b>	<b>418</b>	<b>26</b>

SHORTSTOP								
PLAYER	PCT	G	GS	PO	A	E	TC	DP
Amezaga	.857	2	1	0	6	1	7	0
Field	.985	15	12	18	47	1	66	8
Gomez	.833	2	1	1	4	1	6	0
Herrera	.971	21	6	11	23	1	35	5
Nelson	.857	2	2	0	6	1	7	0
Tulowitzki	.991	140	140	261	417	6	684	98
<b>Totals</b>	<b>.986</b>	<b>162</b>	<b>162</b>	<b>291</b>	<b>503</b>	<b>11</b>	<b>805</b>	<b>111</b>

CATCHER								
PLAYER	PCT	G	GS	PO	A	E	TC	DP
Alfonzo	.966	19	18	128	12	5	145	2
Iannetta	.998	105	105	733	82	2	817	7
Morales	.962	17	17	117	8	5	130	0
Pacheco	1.000	2	1	8	1	0	9	0
Pagnozzi	1.000	7	7	32	6	0	38	0
Rosario	.990	14	14	87	16	1	104	1
<b>Totals</b>	<b>.990</b>	<b>162</b>	<b>162</b>	<b>1105</b>	<b>125</b>	<b>13</b>	<b>1243</b>	<b>10</b>

Passed Balls: Alfonzo (2), Iannetta (8), Morales (3), Pagnozzi (1), Rosario (3)



# 2011 HIGHS & LOWS

## GENERAL

**LONGEST WINNING STREAK**  
7 April 9-15

**LONGEST WINNING STREAK, HOME**  
5 August 20-2

**LONGEST WINNING STREAK, ROAD**  
6 April 9-14

**MOST CONSECUTIVE LOSSES**  
9 September 15-23

**MOST CONSECUTIVE LOSSES, HOME**  
7 September 15-21

**MOST CONSECUTIVE LOSSES, ROAD**  
7 June 25-July 7

**LONGEST GAME, TIME**  
5:11 April 8 at PIT (14 innings)  
5:07 August 20 vs. LAD (13 innings)  
3:42 April 17 vs. CHC (9 innings)

**LONGEST GAME, INNINGS**  
14 2x, last: May 20 at MIL

**SHORTEST GAME, TIME**  
2:11 June 7 at SD

**SHORTEST GAME, INNINGS**  
9 Multiple times

**MOST RUNNERS LEFT ON BASE**  
16 August 24 vs. HOU (10 innings)  
13 2x, last: May 30 at LAD (9 inn.)

**DOUBLE PLAYS TURNED**  
4 2x, last: June 30 vs. CWS (10 inn.)

**OPPONENT DOUBLE PLAYS TURNED**  
4 August 10 at CIN

**MOST ERRORS**  
3 2x, last: July 17 vs. MIL  
2 4x, last: Alfonso, July 31 at SD

**LARGEST MARGIN OF VICTORY**  
16 September 25 at HOU (19-3)

**LARGEST MARGIN OF DEFEAT**  
9 September 23 at HOU (2-11)

**BIGGEST COMEBACK TO WIN**  
4 r 5th (4-0) & 7th (7-3), June 9 vs. LAD

**BIGGEST LEAD TO LOSE IN A LOSS**  
6 7-1/after 5th; May 14 vs. SD

**HIGHEST ATTENDANCE, HOME**  
49,374, April 1 vs. ARI  
49,227, July 2 vs. KC

**HIGHEST ATTENDANCE, ROAD**  
47,894 June 26 at NYY

## BATTING (TEAM / INDIVIDUAL)

**MOST RUNS, GAME**  
19 September 25 at HOU  
4 Wigginton, September 25 at HOU

**FEWEST RUNS, GAME**  
0 7x, last: September 21 vs. SD

**MOST RUNS, INNING**  
7 8th, September 6 vs. ARI

**MOST HITS, GAME**  
25 September 25 at HOU  
4 15x, last: 3 players, 9/25 at HOU

**FEWEST HITS, GAME**  
1 2x, last: September 19 vs. SD

**MOST DOUBLES, GAME**  
7 July 2 vs. KC  
3 Ellis, July 2 vs. KC

**MOST TRIPLES, GAME**  
2 5x, last: September 6 vs. ARI  
2 Smith, September 6 vs. ARI

**MOST HOME RUNS, GAME**  
4 6x, last: September 25 at HOU  
3 Giambi, May 19 at PHI

**MOST CONSECUTIVE GAMES, HOME RUN**  
10 3x, last: August 8-August 17  
4 Tulowitzki, April 11-14

**MOST CONSECUTIVE GAMES, NO HOME RUN**  
5 2x, last: July 24-29

**MOST EXTRA-BASE HITS, GAME**  
9 July 2 vs. KC (HR, 3B, 7 2B)  
3 4x, last: Fowler, Sept. 5 (2 HR, 2B)

**MOST TOTAL BASES, GAME**  
40 September 25 at HOU  
12 Giambi, May 19 at PHI

**MOST RBI, GAME**  
7 Giambi, May 19 at PHI

**MOST WALKS, GAME**  
10 July 19 vs. ATL  
3 11x, last: Fowler, Sept. 17 vs. SF

**MOST STRIKEOUTS, GAME**  
15 April 8 at PIT (14 innings)  
4 6x, last: Helton, August 9 at CIN

**FEWEST STRIKEOUTS, GAME**  
2 2x, last: August 6 vs. WAS

**MOST STOLEN BASES, GAME**  
3 8x, last: September 11 vs. CIN  
3 2x, last: Young, Sept. 11 vs. CIN

**LONGEST HITTING STREAK**  
15g Gonzalez, August 12-28

## PITCHING (TEAM / INDIVIDUAL)

**FEWEST RUNS, GAME**  
0 April 5 vs. LAD  
0 April 15 vs. CHC  
0 June 1 at LAD  
0 June 6 at SD  
0 July 1 vs. KC  
0 July 15 vs. MIL  
0 September 2 at SD

**MOST RUNS, GAME**  
16 July 3 vs. KC  
8 2x, last: Hammel, July 23 at ARI

**FEWEST HITS, GAME**  
2 May 22 at MIL  
3 April 24 at FLA  
4 9x, last: September 11 vs. CIN

**MOST HITS, GAME**  
21 July 3 vs. KC  
12 4x, last: Rogers, August 20 at LAD

**FEWEST WALKS, GAME**  
0 7x, last: September 28 at SF

**MOST WALKS, GAME**  
9 May 12 vs. NYM  
7 2x, last: Rogers, August 14 at STL

**MOST STRIKEOUTS, GAME**  
14 June 14 vs. SD  
10 Nicasio, July 31 at SD

**LONGEST SCORELESS INNING STREAK**  
13.0 3x: Hammel, Jimenez, Lindstrom

**LONGEST WINNING STREAK**  
5 Belisle, August 8-September 6

**LONGEST LOSING STREAK**  
5 4x, last: Rogers, August 14-Sept. 18

**MOST INNINGS PITCHED, STARTER**  
9.0 Jimenez, June 1 at LAD  
9.0 Chacin, April 15 vs. CHC

**MOST INNINGS PITCHED, RELIEF**  
6.0 Mortensen, April 18 vs. SF  
5.0 Rogers, July 30 at SD

**MOST HIT BY PITCH, GAME**  
3 2x, last: July 24 at ARI

**FEWEST HITS, COMPLETE GAME**  
2 Jimenez, May 22 at MIL  
4 Jimenez, June 1 at LAD

**FEWEST WALKS, COMPLETE GAME**  
0 De La Rosa, May 18 at PHI  
0 Jimenez, June 1 at LAD

# 2011 RUNS BY INNING

	1	2	3	4	5	6	7	8	9	10	11	12	13	14	15+	TOTAL
<b>COLORADO</b>	98	78	81	88	92	88	90	72	39	1	0	2	5	1	0	735
<b>OPPONENT</b>	117	56	104	91	63	123	88	64	55	3	4	2	1	3	0	774

# 2011 EJECTIONS

Date	Player/Coach	Umpire
5/20	Troy Tulowitzki	Rob Drake
5/24 G2	Jim Tracy	Mark Wegner
7/16	Chris Iannetta	Cory Blaser
7/16	Jim Tracy	Cory Blaser
8/26	Jim Tracy	Hunter Wendelstadt
9/9	Carlos Gonzalez	Mark Carlson
9/9	Jim Tracy	Mark Carlson



## NATIONAL BASEBALL HALL OF FAME AND MUSEUM

25 Main Street, Cooperstown, New York 13326

Phone: (607) 547-7200 Fax: (607) 547-2044

Public Relations: (607) 547-0215

e-mail address: [info@baseballhall.org](mailto:info@baseballhall.org)

Web site: [baseballhall.org](http://baseballhall.org)

Summer Hours: Memorial Day Weekend - Labor Day Weekend: 9 a.m. - 9 p.m.

Off-Season Hours: 9 a.m. - 5 p.m.

Holiday Closings: Thanksgiving, Christmas, and New Year's Day.

**DIRECTORY:** Jane Forbes Clark (Chairman), Joe Morgan (Vice Chairman), Jeff Idelson (President), Bill Haase (Senior Vice President), Sean Gahagan (Vice President, Retail Marketing & Licensing), Erik Strohl (Senior Director of Exhibits and Collections), Ken Meifert (Senior Director, Development), Brad Horn (Senior Director, Communications & Education), Jim Gates (Librarian), Tim Wiles (Research Director)

**COMMUNICATIONS CONTACTS:** Craig Muder (Comm. Director), Jackie Brown (Comm. Associate)

### HALL OF FAME WEEKEND 2012: July 20-23

**Inductees:** Barry Larkin and Ron Sant

**Awards:** Sat. July 21, Doubleday Field

**Induction:** Sun. July 22, 1:30 p.m. EDT,  
Clark Sports Center

### HALL OF FAME CLASSIC 2012

Golf tournament & other events all weekend

**Game:** Sat. June 16, 2 p.m. Doubleday Field

For more information, visit [baseballhall.org](http://baseballhall.org)

### 2007 COLORADO ROCKIES WORLD SERIES ARTIFACTS IN THE HALL OF FAME

- Bat used by outfielder Matt Holliday in Games Three and Four; Holliday finished second in the 2007 N.L. Most Valuable Player Award voting.
- Road jersey won by first baseman Todd Helton during Game One, which marked the first World Series appearance of Helton's career, spent entirely in Colorado (11 seasons).
- Dirt from the pitching mound at Coors Field, site of the first World Series game in Colorado.
- Baseball from the humidors used at Coors Field.

### OTHER NOTABLE ROCKIES ARTIFACTS IN COOPERSTOWN

- Cap worn by Ubaldo Jimenez and a game ball from his no-hitter on April 17, 2010 at Atlanta.
- Cap worn by Ubaldo Jimenez for Team Dominican Republic when he set the World Baseball Classic single-game strikeout record, fanning 10 of 13 batters he faced on March 10, 2009
- Batting gloves worn by Troy Tulowitzki when he hit for the cycle, Aug. 10, one of the record-tying eight cycles in Major League Baseball during the 2009 season.
- Cap worn by manager Jim Tracy during the 2009 season when he took over a sub-.500 team in May and guided them to the NL Wild Card.
- Bat used by Todd Helton during 2009 season when he became the 50th player to hit 500 doubles.
- Jersey and ball from Troy Tulowitzki, who turned an unassisted triple play on April 29, 2007 against the Atlanta Braves; it was only the 13th in major league history.
- Jersey worn by first baseman Todd Helton in 2004.
- Bat used by pitcher Jason Jennings on Aug. 23, 2001 to hit a homer in his first career start.
- Ripped uniform pants worn by Eric Young on June 30, 1996 when he stole six bases, tying a MLB record.
- Bat and gloves used by Larry Walker when he collected six straight extrabase hits on May 21-22, 1996.
- Bat used by Larry Walker in 1997 when he collected more than 400 total bases.
- Ball used for the first pitch in the Rockies' first home game, April 9, 1993.

### A LOOK AHEAD TO 2013

Ballots for the 2013 Hall of Fame/BBWAA election will be distributed in early December with results from the voting scheduled to be announced in January 2013. A partial list of first-year candidates for election include: Craig Biggio, Barry Bonds, Roger Clemens, Julio Franco, Kenny Lofton, Jose Mesa, Mike Piazza, Reggie Sanders, Curt Schilling, Sammy Sosa and David Wells. Historical voting data from all past BBWAA elections can be accessed at [www.baseballhall.org](http://www.baseballhall.org) or by contacting the Hall of Fame Public Relations department.

### CONNECT TO COOPERSTOWN

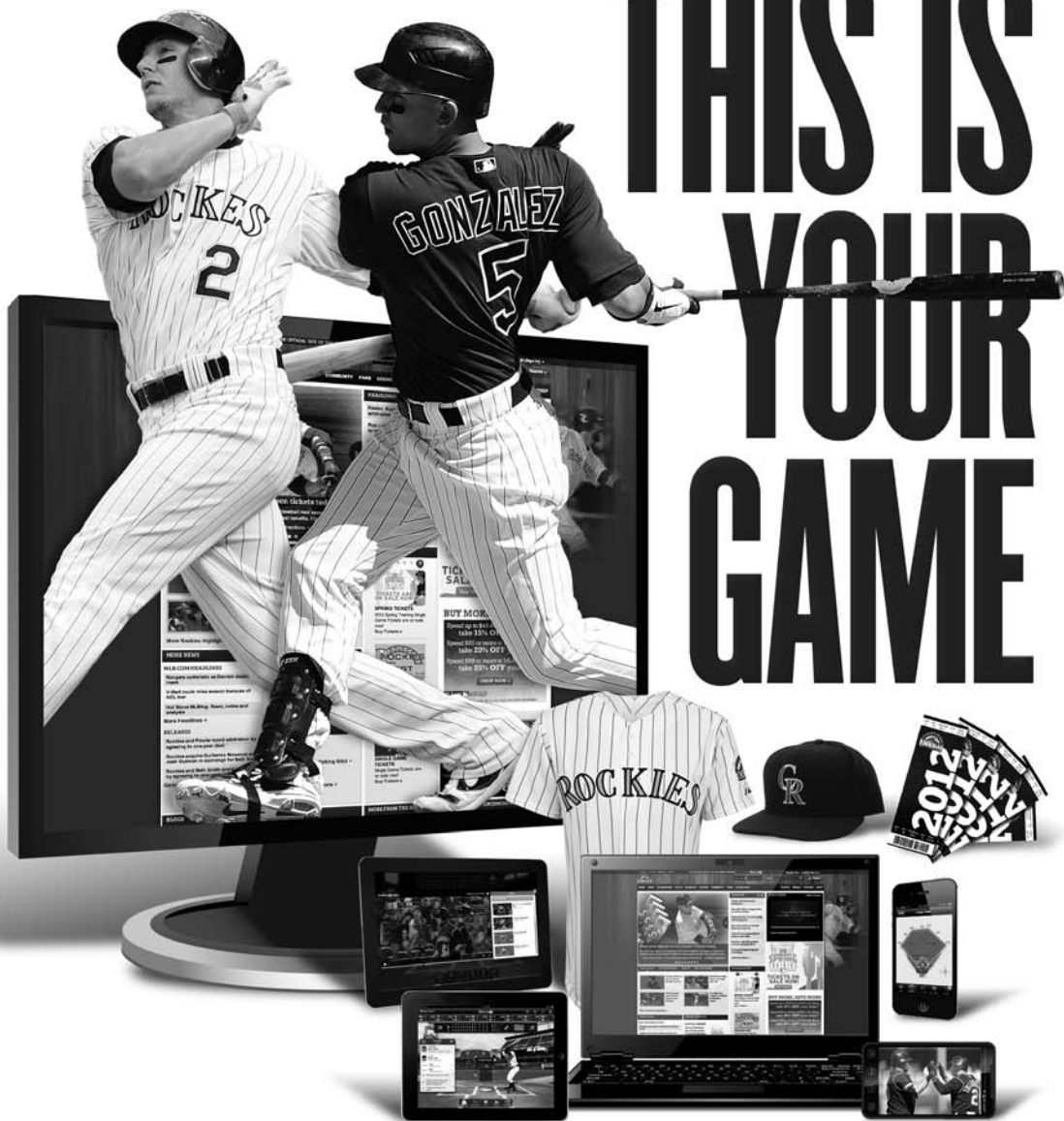
- For up-to-the-minute news from Cooperstown, visit at [www.baseballhall.org](http://www.baseballhall.org). Stay up-to-date on all the activity at the Hall of Fame's official Web site and through social networking at Facebook, LinkedIn and Twitter.
- If you would like to receive interesting stories and timely news items direct from the Hall of Fame and get the inside track on the latest happenings in Cooperstown, sign up for **Inside Pitch**. There's no cost to receive our weekly electronic newsletter in your e-mail box at home or work and it's easy to enroll: Just log on to [www.hofclubhouse.com](http://www.hofclubhouse.com).
- If you have an interest in receiving **Around The Horn**, the Hall's monthly media newsletter, please send an e-mail to [info@baseballhall.org](mailto:info@baseballhall.org). Be sure to include your name, name of organization and e-mail address.

### RESEARCH ASSISTANCE

The Hall of Fame is pleased to provide assistance in baseball research and members of the media are encouraged to utilize this valuable baseball resource whenever necessary by calling the Public Relations department at (607) 547-0215, or the Library Reference desk at (607) 547-0330.



# THIS IS YOUR GAME



**colorado** Rockies.com

Baseball Everywhere

coloradorockies.com lets you customize how you follow the Rockies, whether checking in at Coors Field with At Bat 12 or watching games live or on-demand on your favorite devices with MLB.TV. coloradorockies.com delivers breaking news, up-to-the-moment stats and ticket and gear offers whenever and wherever you want it on your computer, tablet or mobile phone. This is your game, follow it your way.



coloradorockies.com  
**shop**

MLB.TV

LasMayores.com

MLB.com  
**At Bat 12**

MLB.com/mobile

On June 30, 2011, Rockies first baseman Todd Helton played in his 2,000th career game. Helton became the 54th player in MLB history to reach 2,000 career games playing with only one team.



# HISTORY AND RECORDS





# The Rockies All-Time Record

Year	—OVERALL—				at			on the		vs.	vs.	vs.	Manager
	W	L	Pct.	Pos.	GB	Home	Road	West	Central	East			
1993	67	95	.414	6/7	37.0	39-42	28-53	31-47	—	36-48	Baylor		
1994	53	64	.453	3/4	6.5	25-32	28-32	12-18	25-22	16-24	Baylor		
1995+	77	67	.535	2/4	1.0	44-28	33-39	21-18	31-26	25-23	Baylor		
1996	83	79	.512	3/4	8.0	55-26	28-53	19-20	36-26	28-33	Baylor		
1997	83	79	.512	3/4	7.0	47-34	36-45	30-25	31-24	13-23	Baylor		
1998	77	85	.475	4/5	21.0	42-39	35-46	24-20	25-33	24-24	Baylor		
1999	72	90	.444	5/5	28.0	39-42	33-48	23-29	21-32	24-21	Leyland		
2000	82	80	.506	4/5	15.0	48-33	34-47	23-29	29-24	24-21	Bell		
2001	73	89	.451	5/5	19.0	41-40	32-49	32-44	24-18	15-17	Bell		
2002	73	89	.451	4/5	25.0	47-34	26-55	31-45	17-19	18-14	Bell/Hurdle		
2003	74	88	.457	4/5	26.5	49-32	25-56	35-41	19-20	11-21	Hurdle		
2004	68	94	.420	4/5	25.0	38-43	30-51	39-37	10-26	11-21	Hurdle		
2005	67	95	.414	5/5	15.0	40-41	27-54	32-41	15-28	14-17	Hurdle		
2006	76	86	.469	4/5	12.0	44-37	32-49	31-44	16-23	18-15	Hurdle		
2007+	90	73	.552	2/5	0.5	51-31	39-42	43-30	20-20	17-15	Hurdle		
2008	74	88	.457	3/5	10.0	43-38	31-50	31-41	21-18	15-21	Hurdle		
2009+	92	70	.568	2/5	3.0	51-30	41-40	17-16	31-11	33-39	Hurdle/Tracy		
2010	83	79	.512	3/5	9.0	52-29	31-50	37-35	21-20	16-18	Tracy		
2011	73	89	.451	4/5	21.0	38-43	35-46	28-44	22-20	15-18	Tracy		
<b>Totals</b>	<b>1437</b>	<b>1579</b>	<b>.476</b>			<b>833-674</b>		<b>538-649</b>		<b>374-408</b>			

+—NL wild-card club

604-905

414-410

## ROCKIES BY BALLPARK

Ballpark	Games	W-L	Pct.
3Com Park	45	13-32	.289
Angel Stadium of Anaheim	17	6-11	.353
Astrodome	41	17-24	.415
AT&T Park	107	39-68	.364
Atl-Fulton County	23	5-18	.217
Busch Stadium (old)	58	29-29	.500
Busch Stadium (new)	23	8-15	.348
Camden Yards	6	3-3	.500
Chase Field	120	41-79	.342
Cinergy Field	49	18-31	.367
Citi Field	11	6-5	.545
Citizens Bank Park	26	10-16	.385
Comerica Park	6	2-4	.333
Coors Field	1,369	769-600	.562
Dodger Stadium	149	58-91	.389
Fenway Park	6	3-3	.500
Great American Ball Park	29	13-16	.448
Kauffman Stadium	6	2-4	.333
Kingdome	5	1-4	.200
Metrodome	3	1-2	.333
Mile High Stadium	138	64-74	.464
Miller Park	36	14-22	.389
Milwaukee County	14	5-9	.357
Minute Maid	38	11-27	.289
Monterrey Stadium	1	1-0	1.000
Nationals Park	13	10-3	.769
Oakland-Alameda Cty. Stadium	11	4-7	.364
Olympic Stadium	52	26-26	.500
Original Yankee Stadium	3	0-3	.000
PETCO Park	71	41-32	.577
PNC Park	42	18-24	.429
Progressive Field	9	3-6	.333
Qualcomm Stadium	79	36-43	.456
RFK Stadium	11	7-4	.636
Rangers Ballpark	8	3-5	.375
Rogers Centre	6	0-6	.000
SAFECO Field	9	4-5	.444
Shea Stadium	66	20-46	.303
Sun Life Stadium	78	29-49	.372
Target Field	3	1-2	.333
Three Rivers Stadium	41	19-22	.463
Tropicana Field	3	0-3	.000
Turner Field	53	18-35	.340
U.S. Cellular Field	3	2-1	.667
Veterans Stadium	47	20-27	.426
Wrigley Field	74	34-40	.459
Yankee Stadium (New)	3	1-2	.333

## ROCKIES VS. STATE / COUNTRY

State	Games	W-L	Pct.
ARIZONA	120	41-79	.342
CALIFORNIA	482	198-284	.411
COLORADO	1,507	833-674	.553
FLORIDA	81	29-52	.358
GEORGIA	76	23-53	.303
ILLINOIS	77	36-10	.468
MARYLAND	6	3-3	.500
MASSACHUSETTS	6	3-3	.500
MICHIGAN	9	4-5	.444
MINNESOTA	6	2-4	.333
MISSOURI	87	39-47	.448
NEW YORK	83	27-56	.325
OHIO	87	34-53	.391
PENNSYLVANIA	176	68-88	.386
WASHINGTON	14	5-9	.357
WISCONSIN	50	19-31	.380
TEXAS	87	31-56	.356
DISTRICT OF COLUMBIA	24	18-6	.750
By Country	Games	W-L	Pct.
CANADA	58	26-32	.448
*MEXICO	1	1-0	1.000
UNITED STATES	2,957	1,410-1,547	.477

\*Note: Rockies opened their 1999 season at Monterrey, Mexico with an 8-2 victory over the Padres. Although it was a neutral site, it counted as a road game in the standings. Therefore, Colorado's all-time road record at San Diego is 72-72, but the actual combined record at Qualcomm Stadium and PETCO Park is 71-72.



## ROCKIES MANAGERS

Manager	Seasons	Years	Record	Pct.	First Win
Don Baylor	1993-98	6	440-469	.484	April 9, 1993 vs. Montreal
Jim Leyland	1999	1	72-90	.444	April 4, 1999 at San Diego (@ Mexico)
Buddy Bell	2000-02	3	161-185	.465	April 4, 2000 at Atlanta
Clint Hurdle	2002-09	8	534-625	.461	April 26, 2002 vs. Philadelphia
Jim Tracy	2009-Present	3	230-210	.523	May 29, 2009 vs. San Diego

## ALL-TIME MISCELLANEOUS

Year	Grass	Artificial	Day	Night	vs LHS	vs RHS	SHO	1 Run	X-Inn
1993	53-72	14-23	26-32	41-63	14-27	53-68	0-13	26-20	8-4
1994	42-50	11-14	23-25	30-39	11-12	42-52	5-4	19-14	3-2
1995	63-52	14-15	32-18	45-49	28-17	49-50	1-11	19-19	5-7
1996	72-59	11-20	36-27	47-52	20-24	63-55	4-4	23-16	7-3
1997	72-60	11-19	42-36	41-43	20-19	63-60	5-8	19-17	4-5
1998	61-71	16-14	25-27	52-58	18-32	59-53	5-6	23-24	6-5
1999	63-77	9-13	29-38	43-52	23-28	49-62	2-3	24-23	4-6
2000	70-74	12-6	27-30	55-50	24-13	58-67	2-8	23-20	6-5
2001	70-85	3-4	28-30	45-59	15-19	58-70	8-2	18-28	5-5
2002	71-82	2-7	28-28	45-61	16-26	57-63	8-7	18-19	5-5
2003	72-81	2-7	27-29	47-59	20-26	54-62	4-12	17-22	2-7
2004	67-89	1-5	24-35	44-59	26-21	42-73	2-6	16-24	3-11
2005	67-95	-	22-30	45-65	18-25	49-70	4-10	25-24	4-4
2006	76-86	-	22-21	54-65	17-12	59-74	8-12	19-25	8-4
2007	90-70	0-3	26-21	64-52	20-24	70-49	7-8	19-19	11-10
2008	74-88	-	17-30	57-58	26-21	48-67	8-6	25-20	11-15
2009	92-70	-	31-23	61-47	27-26	65-44	7-9	23-20	4-5
2010	83-79	-	34-22	49-57	34-27	49-52	10-12	28-30	8-10
2011	73-89	-	20-31	53-58	25-23	48-66	7-8	21-27	4-8
<b>Total</b>	<b>1331-1329</b>	<b>106-150</b>	<b>519-533</b>	<b>918-1046</b>	<b>402-422</b>	<b>1035-1157</b>	<b>97-149</b>	<b>405-411</b>	<b>108-121</b>

Record Book

## ANNUAL CLUB BATTING

Year	AVG	G	AB	R	H	TB	2B	3B	HR	RBI	SH	SF	HP	BB-I	SO	SB-CS	GDP	SLG	OBP
1993	.273	162	5517	758	1507	2329	278	*59	142	704	70	52	46	388-40	944	146-90	125	.422	.323
1994	.274	117	4006	573	1098	1757	206	*39	125	540	50	36	23	378-33	761	91-53	96	.439	.337
1995	*.282	144	4994	*785	*1406	*2351	259	*43	*200	*749	82	31	56	484-47	943	125-59	118	*.471	.350
1996	*.287	162	5590	*961	*1607	*2641	297	37	*221	*909	81	52	82	527-40	1108	*201-66	118	*.472	*.355
1997	*.288	162	5603	*923	*1611	*2677	269	40	*239	*869	73	35	63	562-35	1060	137-65	138	*.478	*.357
1998	*.291	162	5632	826	*1640	*2594	*333	36	183	791	*98	41	37	469-29	*949	67-47	148	*.461	.347
1999	*.288	162	*5717	906	*1644	*2696	305	39	*223	863	54	46	43	508-31	*863	70-43	125	*.472	.348
2000	*.294	162	*5660	*968	*1664	2573	#320	*53	161	*905	75	*75	42	601-64	*907	131-61	126	.455	*.362
2001	*.292	162	*5690	*923	*1663	*2748	324	*61	213	*874	81	50	61	511-50	*1027	132-54	116	*.483	*.354
2002	*.274	162	5512	778	*1508	2329	283	#41	152	726	49	50	56	497-40	1043	103-53	133	.423	.337
2003	.267	162	5518	853	1472	2458	330	31	198	814	55	38	52	619-46	1134	63-37	140	.445	.344
2004	.275	162	5577	833	1531	2536	*331	34	202	795	97	37	54	568-51	1181	44-33	132	.455	.345
2005	.267	162	5542	740	1477	2275	280	34	150	704	88	34	64	509-36	1103	65-32	125	.411	.333
2006	.270	162	5562	813	1504	2408	325	54	157	761	*119	45	60	561-64	1108	85-50	119	.433	.341
2007	*.280	#163	*5691	860	*1591	2489	313	36	171	823	*83	44	58	622-51	1152	100-31	140	.437	.354
2008	.263	162	5557	747	1462	2308	310	28	160	714	*90	38	57	570-36	1209	*141-37	119	.415	.336
2009	.261	162	5398	804	1408	2378	300	*50	190	760	76	*60	47	*660-40	1277	106-55	111	.441	.343
2010	.263	162	5530	770	1452	2349	270	54	173	741	56	47	47	585-53	1274	99-42	103	.425	.336
2011	.258	162	5544	735	1429	2272	274	40	163	697	75	44	57	555-54	1201	118-42	118	.410	.329
<b>Totals</b>	<b>.276</b>	<b>103840</b>	<b>15556</b>	<b>28674</b>	<b>46168</b>	<b>5607</b>	<b>809</b>	<b>14749</b>	<b>855</b>	<b>10174-840</b>	<b>1005</b>	<b>20244</b>	<b>2351</b>	<b>10174-840</b>	<b>2024-950</b>	<b>.445</b>			<b>.344</b>

# tied for lead \* led league

## ANNUAL CLUB PITCHING

Year	W	L	ERA	G	GS	CG	SHO	SV	IP	H	R	ER	HR	HB	BB	IBB	SO	WP	BK
1993	67	95	5.41	162	162	9	0	35	1431.1	1664	967	860	181	41	609	66	913	82	22
1994	53	64	5.15	117	117	4	5	28	1031.0	1185	638	590	120	49	448	43	703	50	11
1995	77	67	4.97	144	144	1	1	43	1288.1	1443	783	711	160	41	512	31	891	62	13
1996	83	79	5.59	162	162	5	4	34	1422.2	1597	964	884	198	69	624	19	932	66	11
1997	83	79	5.25	162	162	9	5	38	1432.2	1697	908	836	196	67	566	23	870	50	6
1998	77	85	4.99	162	162	9	5	36	1432.2	1583	855	794	174	63	562	17	951	47	9
1999	72	90	6.01	162	162	12	2	33	1429.0	1700	1028	955	237	60	737	46	1032	70	3
2000	82	80	5.26	162	162	7	2	33	1430.0	1568	897	835	221	72	588	72	1001	40	5
2001	73	89	5.29	162	162	8	8	26	1430.0	1522	906	841	239	64	598	71	1058	38	1
2002	73	89	5.20	162	162	1	8	43	1426.2	1554	898	825	225	64	582	49	920	42	6
2003	74	88	5.20	162	162	3	4	34	1420.0	1629	892	821	200	84	552	51	866	48	8
2004	68	94	5.54	162	162	3	2	36	1435.1	1634	923	883	178	71	697	84	947	66	6
2005	67	95	5.13	162	162	4	4	37	1418.2	1600	862	808	195	84	604	54	981	65	6
2006	76	86	4.66	162	162	5	8	34	1447.1	1549	812	749	155	66	553	81	952	43	2
2007	90	73	4.32	163	163	4	7	39	1472.0	1497	758	706	164	59	504	61	967	35	8
2008	74	88	4.77	162	162	3	8	36	1446.0	1547	822	766	148	53	562	49	1041	61	7
2009	92	70	4.22	162	162	5	7	45	1438.1	1427	715	675	141	46	528	51	1154	48	5
2010	83	79	4.14	162	162	6	12	35	1442.0	1405	717	663	139	56	525	54	1234	77	12
2011	73	89	4.43	162	162	5	7	41	1447.2	1471	774	713	176	48	522	47	1118	65	7
<b>Totals</b>	<b>1437</b>	<b>1579</b>	<b>5.02</b>	<b>3016</b>	<b>3016</b>	<b>103</b>	<b>99</b>	<b>686</b>	<b>26721.2</b>	<b>29272</b>	<b>16119</b>	<b>14914</b>	<b>3447</b>	<b>1157</b>	<b>10873</b>	<b>969</b>	<b>18531</b>	<b>1054</b>	<b>148</b>

## ANNUAL STARTING PITCHING

Year	W	L	ERA	IP	H	R	ER	HR	BB	SO
1993	37	73	5.48	878.2	1072	594	536	113	348	492
1994	35	46	5.30	652.1	765	404	384	75	251	385
1995	51	48	5.19	772.1	900	487	445	104	297	465
1996	50	52	5.67	918.2	1065	634	580	130	396	478
1997	54	59	5.48	954.1	1177	635	581	143	363	526
1998	52	69	5.62	983.1	1131	657	614	137	388	640
1999	49	65	6.19	935.1	1115	691	643	159	466	636
2000	46	60	5.59	923.1	1071	612	573	155	360	614
2001	49	63	5.48	958.1	1053	625	584	158	407	706
2002	55	59	5.24	926.1	1004	586	539	149	376	528
2003	55	65	5.57	890.2	1043	596	551	125	356	478
2004	49	55	5.54	935.2	1091	600	576	127	453	567
2005	49	70	5.30	932.2	1101	589	549	115	381	561
2006	52	63	4.72	985.0	1073	566	517	103	353	593
2007	55	47	4.58	943.1	1003	519	480	116	312	587
2008	54	61	5.14	910.1	1014	553	520	98	353	593
2009	69	50	4.10	971.1	967	469	442	89	351	735
2010	58	52	4.21	955.0	939	484	447	83	363	779
2011	53	68	4.73	939.0	969	531	493	111	373	665
<b>Totals</b>	<b>972</b>	<b>1124</b>	<b>5.21</b>	<b>17354.2</b>	<b>19540</b>	<b>10824</b>	<b>10045</b>	<b>2286</b>	<b>6943</b>	<b>11026</b>

## ANNUAL RELIEF PITCHING

Year	G	APP	W	L	ERA	IP	H	R	ER	HR	BB	SO
1993	153	453	30	22	5.36	552.2	592	373	329	68	261	421
1994	113	329	18	18	4.94	378.2	420	234	208	45	197	318
1995	143	456	26	19	4.64	516.0	543	296	266	56	215	426
1996	157	447	33	27	5.45	504.0	532	330	305	68	228	454
1997	153	426	29	20	4.80	478.1	520	273	255	53	203	344
1998	153	406	25	16	3.65	449.1	452	198	182	37	174	311
1999	151	420	23	25	5.72	493.2	585	337	314	78	271	396
2000	155	478	36	20	4.74	506.2	497	285	267	66	228	387
2001	154	476	24	26	4.90	471.2	469	281	257	81	191	352
2002	161	506	18	30	5.16	500.1	550	312	287	76	206	392
2003	159	500	19	23	4.68	529.1	586	296	275	75	196	388
2004	159	473	19	39	5.53	499.2	543	323	307	71	244	380
2005	158	459	18	25	4.83	486.0	499	273	261	60	223	420
2006	157	499	24	23	4.52	462.1	476	246	232	52	200	359
2007	159	529	35	26	3.85	528.2	494	239	226	48	192	380
2008	159	485	20	27	4.13	535.2	533	269	246	50	209	448
2009	157	484	23	20	4.49	467.0	460	246	233	52	177	419
2010	156	513	25	27	3.99	487.0	466	233	216	56	162	455
2011	157	517	20	21	3.89	508.2	502	243	220	65	149	453
<b>Totals</b>	<b>2914</b>	<b>8856</b>	<b>465</b>	<b>454</b>	<b>4.68</b>	<b>9355.2</b>	<b>9719</b>	<b>5287</b>	<b>4861</b>	<b>1157</b>	<b>3926</b>	<b>7503</b>

## ANNUAL CLUB FIELDING

Year	PCT.	G	PO	A	E	TC	DP	TP	PB
1993	.973	162	4294	1760	167	6221	149	0	11
1994	.981	117	3093	1259	84	4436	117	0	5
1995	.981	144	3865	1665	107	5637	146	0	10
1996	.976	162	4268	1901	149	6318	167	0	19
1997	.983	162	4298	1946	111	6355	202	0	5
1998	.984	162	4298	1795	102	6195	193	0	9
1999	.981	162	4287	1737	118	6142	189	0	9
2000	.985	162	4290	1727	94	6111	176	0	15
2001	.984	162	4290	1693	96	6079	167	0	14
2002	.982	162	4280	1701	112	6093	158	0	12
2003	.981	162	4260	1785	116	6161	165	1	11
2004	.986	162	4306	1823	89	6218	161	0	15
2005	.981	162	4256	1706	118	6080	158	0	14
2006	.985	162	4342	1816	91	6249	190	0	8
2007	.989	163	4416	1842	68	6326	180	1	9
2008	.985	162	4338	1816	96	6250	176	0	10
2009	.986	162	4315	1765	87	6167	146	0	6
2010	.984	162	4326	1706	101	6133	182	0	15
2011	.984	162	4343	1758	98	6199	156	0	17
<b>Totals</b>	<b>.983</b>	<b>3016</b>	<b>80165</b>	<b>33214</b>	<b>2004</b>	<b>115383</b>	<b>3175</b>	<b>2</b>	<b>214</b>











# Home and Road Pitching



Year	ERA	W	L	Sv	CG	IP	H	R	ER	HR	BB	SO
<b>1993</b>												
Total	5.41	67	95	35	9	1431.1	1664	967	860	181	609	913
Home	5.80	39	42	16	4	733.0	907	551	472	107	320	483
Away	4.99	28	53	19	5	698.1	757	416	387	74	289	430
<b>1994</b>												
Total	5.15	53	64	28	4	1031.0	1185	638	590	120	448	703
Home	5.74	25	32	9	3	513.0	628	356	327	61	220	351
Away	4.57	28	32	19	1	518.0	557	282	263	59	228	352
<b>1995</b>												
Total	4.97	77	67	43	1	1288.1	1443	783	711	160	512	891
Home	6.17	44	28	22	0	658.0	843	490	451	107	252	458
Away	3.70	33	39	21	1	630.1	600	293	259	53	260	433
<b>1996</b>												
Total	5.59	83	79	34	5	1422.2	1597	964	884	198	624	932
Home	6.17	55	26	16	5	738.0	903	559	506	122	314	457
Away	4.97	28	53	18	0	684.2	694	405	378	76	310	475
<b>1997</b>												
Total	5.25	83	79	38	9	1432.2	1697	908	836	196	566	870
Home	5.67	47	34	19	4	738.0	932	501	465	121	263	451
Away	4.81	36	45	19	5	694.2	765	407	371	75	303	419
<b>1998</b>												
Total	4.99	77	85	36	9	1432.2	1583	855	794	174	562	951
Home	5.70	42	39	16	4	741.0	885	505	469	101	273	467
Away	4.23	35	46	20	5	691.2	698	350	325	73	289	484
<b>1999</b>												
Total	6.01	72	90	33	12	1429.0	1700	1028	955	237	737	1032
Home	7.11	39	42	13	4	739.0	987	626	584	159	385	526
Away	4.84	33	48	20	8	690.0	713	402	371	78	352	506
<b>2000</b>												
Total	5.26	82	80	33	7	1430.0	1568	897	835	221	588	1001
Home	6.06	48	33	13	3	739.0	896	531	498	133	303	522
Away	4.39	34	47	20	4	691.0	672	366	337	88	285	479
<b>2001</b>												
Total	5.29	73	89	26	8	1430.0	1522	906	841	239	598	1058
Home	6.12	41	40	12	4	734.0	834	531	499	144	332	537
Away	4.42	32	49	14	4	696.0	688	375	342	95	266	521
<b>2002</b>												
Total	5.20	73	89	43	1	1426.2	1554	898	825	225	582	920
Home	5.47	47	34	23	0	734.0	823	491	446	135	281	493
Away	4.92	26	55	20	1	692.2	731	407	379	90	301	427
<b>2003</b>												
Total	5.20	74	88	34	3	1420.0	1629	892	821	200	552	866
Home	5.07	49	32	20	1	737.0	847	450	415	117	247	472
Away	5.35	25	56	14	2	683.0	782	442	406	83	305	394
<b>2004</b>												
Total	5.54	68	94	36	3	1435.1	1634	923	883	198	697	947
Home	6.27	38	43	18	2	733.0	906	532	511	110	374	488
Away	4.77	30	51	18	1	702.1	728	391	372	88	323	459
<b>2005</b>												
Total	5.13	67	95	37	4	1418.2	1600	862	808	175	604	981
Home	5.18	40	41	18	3	735.0	860	447	423	84	293	505
Away	5.07	27	54	19	1	683.2	740	415	385	91	311	476
<b>2006</b>												
Total	4.66	76	86	34	5	1447.1	1549	812	749	155	553	952
Home	4.72	44	37	16	3	746.0	818	413	391	93	280	491
Away	4.59	32	49	18	2	701.1	731	399	358	62	273	461
<b>2007</b>												
Total	4.32	90	73	39	4	1472.0	1497	758	706	164	504	967
Home	4.34	51	31	18	1	754.0	796	396	364	82	231	472
Away	4.29	39	42	21	3	718.0	701	362	342	82	273	495
<b>2008</b>												
Total	4.77	74	88	36	3	1446.0	1547	822	766	148	562	1041
Home	4.83	43	38	19	3	745.0	814	420	400	82	253	523
Away	4.70	31	50	17	0	701.0	733	402	366	66	309	518
<b>2009</b>												
Total	4.22	92	70	45	5	1438.1	1427	715	675	141	528	1154
Home	4.41	51	30	20	1	737.0	754	379	361	74	276	592
Away	4.03	41	40	25	4	701.1	673	336	314	67	252	562
<b>2010</b>												
Total	4.14	83	79	35	6	1442.0	1405	717	663	139	525	1234
Home	4.25	52	25	20	2	743.0	743	379	351	79	232	634
Away	4.02	31	50	15	4	699.0	662	338	312	60	293	600
<b>2011</b>												
Total	4.43	73	89	41	5	1447.2	1471	774	713	176	522	1118
Home	4.71	38	43	15	1	742.0	817	427	388	101	241	544
Away	4.15	35	46	26	4	705.2	654	347	325	75	281	574



# Rockies Attendance

## YEAR-BY-YEAR ATTENDANCE

Year	Home Att.	Avg.	Dates	*Rank (NL/ML)	Road Att.	Avg.	Dates
1993	4,483,350	56,751	79	1st / 1st	2,695,071	33,688	80
1994	3,281,511	58,598	56	1st / 1st	1,758,853	29,811	59
1995	3,390,037	47,084	72	1st / 1st	1,794,948	24,930	72
1996	3,891,014	48,037	81	1st / 1st	2,130,129	26,627	80
1997	3,888,453	48,006	81	1st / 1st	2,238,993	27,987	80
1998	3,789,347	46,782	81	1st / 1st	2,154,522	26,932	80
1999	3,481,065	42,976	81	1st / 1st	2,273,665	28,070	81
2000	3,285,710	40,564	81	3rd / 5th	2,323,144	27,902	80
2001	3,159,385	39,005	81	2nd / 5th	2,498,241	30,842	81
2002	2,737,918	33,801	81	6th / 8th	2,372,413	29,289	81
2003	2,334,085	28,816	81	9th / 14th	2,229,517	27,869	80
2004	2,338,069	29,596	79	9th / 15th	2,588,553	31,957	81
2005	1,914,389	23,930	80	14th / 26th	2,540,968	31,370	81
2006	2,104,362	25,980	81	13th / 23rd	2,626,037	32,420	81
2007	2,376,250	28,979	82	11th / 17th	2,734,074	33,754	81
2008	2,650,188	33,127	80	9th / 13th	2,607,997	32,197	81
2009	2,665,080	32,902	81	8th / 11th	2,456,754	30,709	80
2010	2,875,245	35,941	80	6th/10th	2,550,944	31,493	81
2011	2,909,777	35,923	81	7th/13th	2,423,939	29,925	81
<b>Totals</b>	<b>57,555,235</b>	<b>38,396</b>	<b>1499</b>		<b>44,998,762</b>	<b>29,939</b>	<b>1503</b>
<b>Coors Field</b>	<b>49,790,374</b>	<b>36,503</b>	<b>1364</b>				

\* Rank Based on Total Attendance

## COORS FIELD TOP 10

Regular Season Only

### PAID TICKETS

### TICKETS DISTRIBUTED

Total	Date	Opponent
49,509	April 9, 2010	San Diego
49,427	April 10, 2009	Philadelphia
49,374	April 1, 2011	Arizona
49,271	July 3, 2010	San Francisco
49,233	April 4, 2008	Arizona
49,227	July 2, 2011	Kansas City
49,083	August 21, 2011	Los Angeles-NL
49,071	Sept. 24, 2010	San Francisco
49,015	June 19, 2011	Detroit
48,921	June 20, 2002	New York-AL

Total	Date	Opponent
50,956	April 9, 2010	San Diego
50,925	April 10, 2009	Philadelphia
50,942	April 1, 2011	Arizona
50,842	April 2, 2007	Arizona
50,795	April 4, 2008	Arizona
50,732	April 3, 2006	Arizona
50,622	April 4, 2003	Arizona
50,608	April 12, 2004	Arizona
50,592	April 2, 2001	St. Louis
50,582	June 20, 2002	New York-AL

## AMONG THE BEST

Since breaking the all-time attendance mark in their first year of existence, the Rockies have continued to rank within the top 10 in the league when it comes to drawing fans...in 19 years from 1993-2010, Colorado's home attendance has exceeded 57.5 million, the third-best mark among all ML teams.

### SINGLE SEASON ATTENDANCE

### ATTENDANCE LEADERS 1993-2010

Rk.	Team	Attendance	Year
1.	Colorado	4,483,350	1993
2.	New York-AL	4,287,132	2008
3.	New York-AL	4,271,083	2007
4.	New York-AL	4,248,067	2006
5.	New York-AL	4,090,692	2005
6.	Toronto	4,057,947	1993
7.	New York-NL	4,042,045	2008
8.	Toronto	4,028,318	1992
9.	Toronto	4,001,527	1991
10.	Colorado	3,891,014	1996

Team	Attendance
New York Yankees	61,994,632
Los Angeles Dodgers	61,903,567
<b>Colorado Rockies</b>	<b>57,542,567</b>
St. Louis Cardinals	57,266,127
Atlanta Braves	52,989,477
Chicago Cubs	52,684,027
Baltimore Orioles	52,318,628
San Francisco Giants	50,713,555
Boston Red Sox	50,077,517
Los Angeles Angels	49,660,375

## SELLOUT STREAK

The Rockies enjoyed a 203-game home sellout streak from June 13, 1995 to September 5, 1997...over the course of those 203 dates, the club posted a 127-76 ledger for a .626 winning percentage...the streak finally came to a halt in Game Two of a doubleheader on September 6, 1997 vs. St. Louis.



# ATTENDANCE RECORDS REGULAR SEASON

	Attendance	Opponent	Date/Year
*Season	4,483,350		1993
Season, Coors Field	3,891,014		1996
*Four-Game Series	259,113	St. Louis	July 14-17, 1994
*Three-Game Series	217,009	San Francisco	June 24-26, 1994
Two-Game Series	107,237	St. Louis	April 28-29, 1993
Four-Game Series, Coors Field	193,183	San Francisco	June 26-29, 1997
Three-Game Series, Coors Field	146,530	New York-AL	June 18-20, 2002
Two-Game Series, Coors Field	96,981	Los Angeles	July 14-15, 1997
*Day Game (Paid)	80,227	Montreal	April 9, 1993
Night Game (Paid)	73,957	San Francisco	June 24, 1994
Day Game, Coors Field (Paid)	49,509	San Diego	April 9, 2010
Night Game, Coors Field (Paid)	49,271	San Francisco	July 3, 2010
Single Game, Coors Field (Total)	50,956	San Diego	April 9, 2010
Home Opener, Coors Field (Paid)	49,509	San Diego	April 9, 2010
Road Game (largest)	61,247	San Diego	April 6, 1999
Road Game (smallest)	3,183	at Montreal	May 9, 2002
Home Game (smallest)	18,119	San Diego	Sept. 22, 2005
Doubleheader	60,613	New York-NL	Aug. 21, 1993
Interleague Game	49,227	Kansas City	July 1, 2011
Memorial Day	47,665	Pittsburgh	May 31, 1993
Independence Day	59,259	Chicago	July 4, 1993
Labor Day	54,035	Pittsburgh	Sept. 5, 1993
Weeknight (non-holiday)	73,957	San Francisco	Fri. June 24, 1994
Weekday	65,043	Atlanta	Thu., Aug. 11, 1994
Saturday (day)	72,123	Atlanta	May 21, 1994
Saturday (night)	72,280	San Francisco	July 31, 1993
Sunday	73,171	San Francisco	June 26, 1994

## POSTSEASON / ALL-STAR GAME

All-Star Game	51,267		July 7, 1998
NL Division Series	50,724	Philadelphia (GM 3)	Oct. 6, 2007
NL Championship Series	50,213	Arizona (GM 4)	Oct. 15, 2007
NL Championship Series	50,137	Arizona (GM 3)	Oct. 14, 2007
NL Division Series	50,063	Atlanta (GM 2)	Oct. 4, 1995
World Series	50,041	Boston (GM 4)	Oct. 28, 2007
World Series	49,983	Boston (GM 3)	Oct. 27, 2007

\*Major League Record

## YEAR-BY-YEAR FINAL RANKINGS

### BATTING

Year	AVG	G	AB	R	OR	H	TB	2B	3B	HR	GS	RBI	SH	SF	HP	BB	IBB	SO	SR	CS	DP	LOB	SHO	SLG	OBP
1993	3	3	7	4	14	5	3	3	1	7	6	10	3	5	14	13	3	14	9	1	13	3	10		
1994	5	1	2	4	14	5	3	6	1	2	1	4	11	4	11	6	10	12	5	13	12	6	3	3	5
1995	1	1	2	1	14	1	1	6	1	1	6	1	2	13	3	6	3	7	6	12	12	8	12	1	2
1996	1	1	5	1	14	1	1	2	3	1	12	1	2	2	2	8	14	10	1	14	8	3	1	1	1
1997	1	1	2	1	14	1	1	8	2	1	5	1	8	13	4	6	11	4	6	11	13	5	8	1	1
1998	1	5	3	4	15	1	1	1	2	4	3	4	1	10	13	13	15	1	14	10	16	6	2	1	3
1999	1	3	1	2	16	1	1	5	6	1	11	2	14	8	14	14	14	1	14	4	16	4	2	1	6
2000	1	3	1	1	13	1	3	1	1	13	7	1	5	1	15	10	1	1	3	16	9	10	10	4	1
2001	1	1	1	1	16	1	1	2	1	2	13	1	3	6	9	10	11	1	2	14	7	12	1	1	1
2002	1	1	4	4	16	1	5	8	1	12	4	4	15	3	8	14	15	6	5	14	10	3	3	4	6
2003	4	1	10	3	16	4	3	2	6	2	7	3	14	11	11	2	6	12	15	9	13	8	14	3	3
2004	2	1	3	4	16	2	3	1	5	5	11	4	3	11	12	6	6	14	15	10	13	9	6	3	3
2005	5	3	5	5	15	5	9	14	5	10	7	5	3	15	7	10	14	14	13	5	8	13	11	9	5
2006	3	1	7	5	12	5	5	2	2	14	4	5	1	9	10	7	5	9	14	5	9	13	5	3	3
2007	1	1	1	2	8	1	4	7	6	7	1	2	1	10	6	2	5	13	7	7	11	15	8	4	1
2008	6	1	7	8	14	5	7	7	8	9	4	8	1	13	6	7	14	13	1	10	8	12	3	7	5
2009	7	1	16	2	7	11	2	3	1	2	6	2	5	1	12	1	13	15	5	16	5	5	7	2	2
2010	3	1	6	3	9	4	3	11	1	4	7	2	12	4	11	3	5	14	6	12	2	13	2	2	3
2011	4	1	6	2	15	5	4	9	2	5	14	3	6	3	5	2	5	8	5	10	9	12	3	4	3

### PITCHING

Year	W	L	ERA	G	CG	SHO	REL	SV	IP	H	TBF	R	ER	HR	SH	SF	HB	BB	IBB	SO	WP	BK			
1993	11	4	14	3	8	14	1	11	14	14	14	14	14	14	10	14	6	14	12	10	13	14			
1994	9	2	14	1	12	9	2	8	4	14	14	14	14	10	8	8	14	14	9	8	13	12			
1995	4	11	14	1	14	14	1	2	9	14	14	14	14	12	11	6	7	10	2	11	13	13			
1996	6	9	14	1	12	13	1	13	14	13	14	14	14	14	1	4	13	14	1	14	12	11			
1997	7	8	14	1	6	11	4	9	12	14	13	14	14	14	7	12	13	9	1	14	9	4			
1998	9	7	15	5	7	13	7	14	14	15	10	15	15	11	3	8	15	11	1	15	5	8			
1999	13	4	16	3	2	16	10	13	15	16	16	16	16	16	16	13	14	13	16	8	11	15	2		
2000	8	9	15	3	11	15	1	13	14	14	10	13	14	14	1	9	15	5	15	15	4	5			
2001	12	5	16	1	2	8	4	16	15	15	14	16	16	16	5	6	9	14	13	13	1	1			
2002	12	4	16	1	16	12	1	5	15	16	16	16	16	16	2	12	14	12	6	15	8	12			
2003	12	5	16	1	12	15	2	14	15	16	13	16	16	16	12	2	13	16	9	7	16	4	12		
2004	13	3	16	1	10	16	7	13	15	16	16	16	16	16	14	15	16	13	16	16	16	14	12		
2005	15	1	15	3	10	15	5	14	16	15	14	15	15	11	8	15	16	15	13	11	15	10			
2006	10	5	13	1	8	10	6	13	7	14	9	12	13	3	1	8	9	10	15	16	6	1			
2007	1	14	8	1	5	7	3	8	2	8	8	8	8	5	5	10	7	3	13	14	1	14			
2008	10	6	15	1	8	8	10	9	9	15	12	14	15	4	5	10	9	10	8	14	14	10			
2009	3	14	8	1	6	13	9	1	11	9	4	7	7	5	10	16	4	4	8	8	7	9			
2010	7	10	12	1	4	9	2	12	7	7	6	9	12	7	4	9	11	7	11	7	15	16			
2011	11	6	15	1	6	13	2	11	11	13	10	15	15	14	1	10	7	11	8	11	15	10			

Record Book



# Career Batting Leaders

## Games Played

Todd Helton	2054
Larry Walker	1170
Vinny Castilla	1098
Dante Bichette	1018
Brad Hawpe	816
Garrett Atkins	773
Matt Holliday	698
Troy Tulowitzki	697
Andres Galarraga	679
Neifi Perez	668

## At-Bats

Todd Helton	7325
Vinny Castilla	4099
Larry Walker	4076
Dante Bichette	4050
Garrett Atkins	2788
Neifi Perez	2728
Brad Hawpe	2673
Andres Galarraga	2667
Matt Holliday	2656
Troy Tulowitzki	2632

## Runs Scored

Todd Helton	1329
Larry Walker	892
Dante Bichette	665
Vinny Castilla	611
Matt Holliday	479
Andres Galarraga	476
Troy Tulowitzki	438
Neifi Perez	395
Garrett Atkins	394
Eric Young	378

## Hits

Todd Helton	2363
Larry Walker	1361
Dante Bichette	1278
Vinny Castilla	1206
Matt Holliday	848
Andres Galarraga	843
Garrett Atkins	805
Troy Tulowitzki	770
Neifi Perez	769
Brad Hawpe	749

## Doubles

Todd Helton	554
Larry Walker	297
Dante Bichette	270
Vinny Castilla	208
Matt Holliday	188
Brad Hawpe	166
Garrett Atkins	162
Andres Galarraga	155
Troy Tulowitzki	152
Clint Barmes	131

## Triples

Neifi Perez	49
Larry Walker	44
Dexter Fowler	39
Todd Helton	35
Eric Young	28
Ellis Burks	24
Brad Hawpe	23
Matt Holliday	23
Juan Uribe	21
Troy Tulowitzki	21
Vinny Castilla	20

## Extra-Base Hits

Todd Helton	936
Larry Walker	599
Dante Bichette	489
Vinny Castilla	467
Andres Galarraga	340
Matt Holliday	339
Brad Hawpe	307
Troy Tulowitzki	295
Garrett Atkins	267
Ellis Burks	243

## Total Bases

Todd Helton	4028
Larry Walker	2520
Dante Bichette	2187
Vinny Castilla	2171
Andres Galarraga	1540
Matt Holliday	1466
Troy Tulowitzki	1330
Brad Hawpe	1315
Garrett Atkins	1275
Neifi Perez	1121

## Multi-Hit Games

Todd Helton	677
Larry Walker	396
Dante Bichette	372
Vinny Castilla	334
Andres Galarraga	250
Matt Holliday	239
Garrett Atkins	218
Neifi Perez	217
Troy Tulowitzki	217
Brad Hawpe	204

## Home Runs

Todd Helton	347
Larry Walker	258
Vinny Castilla	239
Dante Bichette	201
Andres Galarraga	172
Matt Holliday	128
Troy Tulowitzki	122
Brad Hawpe	118
Ellis Burks	115
Garrett Atkins	98

## RBI

Todd Helton	1308
Larry Walker	848
Dante Bichette	826
Vinny Castilla	745
Andres Galarraga	579
Matt Holliday	483
Garrett Atkins	479
Brad Hawpe	464
Troy Tulowitzki	443
Ellis Burks	337

## Walks

Todd Helton	1256
Larry Walker	584
Brad Hawpe	400
Walt Weiss	300
Troy Tulowitzki	285
Garrett Atkins	279
Vinny Castilla	273
Eric Young	254
Matt Holliday	251
Dante Bichette	226

## Intentional Walks

Todd Helton	183
Larry Walker	71
Brad Hawpe	45
Vinny Castilla	43
Andres Galarraga	31
Troy Tulowitzki	31
Clint Barmes	20
Dante Bichette	20
Carlos Gonzalez	19
Matt Holliday/Ian Stewart	17

## Strikeouts

Todd Helton	1044
Brad Hawpe	711
Larry Walker	659
Vinny Castilla	631
Dante Bichette	620
Andres Galarraga	610
Matt Holliday	505
Troy Tulowitzki	480
Garrett Atkins	419
Clint Barmes	397

## Stolen Bases

Eric Young	180
Larry Walker	126
Dante Bichette	105
Willy Taveras	101
Juan Pierre	100
Matt Holliday	66
Carlos Gonzalez	62
Andres Galarraga	55
Ellis Burks	52
Dexter Fowler	52

## Batting Avg. (1000 PA)

Larry Walker	.334
Todd Helton	.323
Jeff Cirillo	.320
Matt Holliday	.319
Andres Galarraga	.316
Dante Bichette	.316
Carlos Gonzalez	.311
Juan Pierre	.308
Ellis Burks	.306
Charlie Hayes	.298

## Slugging Pct. (1000 PA)

Larry Walker	.618
Ellis Burks	.579
Andres Galarraga	.577
Carlos Gonzalez	.557
Matt Holliday	.552
Todd Helton	.550
Dante Bichette	.540
Vinny Castilla	.530
Troy Tulowitzki	.505
Preston Wilson	.498

## On-Base Pct. (1000 PA)

Larry Walker	.426
Todd Helton	.421
Matt Holliday	.386
Jeff Cirillo	.379
Ellis Burks	.378
Eric Young	.378
Walt Weiss	.375
Brad Hawpe	.374
Jeff Reed	.373
Andres Galarraga	.367



# Career Pitching Leaders



## Appearances

Steve Reed	461
Brian Fuentes	428
Curtis Leskanic	356
Mike Muñoz	300
Manuel Corpas	280
Jose Jimenez	265
Mike DeJean	264
Darren Holmes	263
Bruce Ruffin	246
Aaron Cook	238

## Starts

Aaron Cook	206
Jason Jennings	156
Jeff Francis	149
Ubaldo Jimenez	137
Jamey Wright	132
Pedro Astacio	129
John Thomson	101
Kevin Ritz	98
Jason Hammel	87
Armando Reynoso	87

## Wins

Aaron Cook	72
Jason Jennings	58
Ubaldo Jimenez	56
Jeff Francis	55
Pedro Astacio	53
<b>Jorge De La Rosa</b>	<b>39</b>
Kevin Ritz	39
Jamey Wright	35
Steve Reed	33
Curtis Leskanic	31

## Losses

Aaron Cook	68
Jason Jennings	56
Jamey Wright	52
Jeff Francis	50
Pedro Astacio	48
Shawn Chacon	45
Ubaldo Jimenez	45
John Thomson	43
Kevin Ritz	38
Armando Reynoso	31

## Innings Pitched

Aaron Cook	1312.1
Jason Jennings	941.0
Jeff Francis	882.2
Ubaldo Jimenez	851.0
Pedro Astacio	827.1
Jamey Wright	791.2
John Thomson	611.0
Kevin Ritz	576.1
Shawn Chacon	552.1
Jason Hammel	524.2

## ERA (300.0 IP)

Brian Fuentes	3.38
Jhoulys Chacin	3.52
Steve Reed	3.63
Ubaldo Jimenez	3.66
Bruce Ruffin	3.84
Jose Jimenez	4.13
<b>Jorge De La Rosa</b>	<b>4.38</b>
Darren Holmes	4.42
Aaron Cook	4.53
Jason Hammel	4.63

## Complete Games

Pedro Astacio	14
Aaron Cook	11
Ubaldo Jimenez	8
Jason Jennings	6
John Thomson	6
Roger Bailey	5
Brian Bohanon	5
Darryl Kile	5
Armando Reynoso	5
Three Tied	3

## Shutouts

Jason Jennings	3
Ubaldo Jimenez	3
Roger Bailey	2
Brian Bohanon	2
Aaron Cook	2
Jeff Francis	2
John Thomson	2
10 Pitchers	1

## Winning Pct. (30 dec)

Matt Belisle	.667 (20-10)
Darren Holmes	.639 (23-13)
Curtis Leskanic	.608 (31-20)
<b>Jorge De La Rosa</b>	<b>.600 (39-26)</b>
Ubaldo Jimenez	.554 (56-45)
Steve Reed	.532 (33-29)
Marvin Freeman	.526 (20-18)
Pedro Astacio	.525 (53-58)
Jeff Francis	.524 (55-50)
Aaron Cook	.514 (72-68)

## Saves

Brian Fuentes	115
Jose Jimenez	102
Huston Street	84
Bruce Ruffin	60
Darren Holmes	46
Dave Veres	39
Jerry Dipoto	36
Shawn Chacon	35
Manuel Corpas	34
Curtis Leskanic	20

## Walks

Jason Jennings	425
Aaron Cook	408
Jamey Wright	387
Ubaldo Jimenez	371
Shawn Chacon	293
Pedro Astacio	290
Jeff Francis	287
Kevin Ritz	253
<b>Jorge De La Rosa</b>	<b>222</b>
Curtis Leskanic	221

## Strikeouts

Ubaldo Jimenez	773
Pedro Astacio	749
Jason Jennings	622
Jeff Francis	603
Aaron Cook	558
<b>Jorge De La Rosa</b>	<b>486</b>
Brian Fuentes	470
Curtis Leskanic	415
John Thomson	390
Shawn Chacon	385

Record Book

## CAREER STARTS IN THE FIELD

### Catcher

Chris Iannetta	411
Yorvit Torrealba	291
Joe Girardi	284
Jeff Reed	257
Kirt Manwaring	229

### First Base

<b>Todd Helton</b>	<b>1952</b>
Andres Galarraga	669
Garrett Atkins	75
<b>Jason Giambi</b>	<b>61</b>
Jerald Clark	29

### Second Base

Eric Young	398
Mike Lansing	269
Clint Barmes	262
Aaron Miles	185
Jamey Carroll	151

### Third Base

Vinny Castilla	916
Garrett Atkins	632
Jeff Cirillo	288
Ian Stewart	281
Charlie Hayes	261

### Shortstop

<b>Troy Tulowitzki</b>	<b>685</b>
Neifi Perez	603
Walt Weiss	494
Clint Barmes	303
Juan Uribe	286

### Left Field

Matt Holliday	679
Dante Bichette	539
Jay Payton	168
Ellis Burks	165
Seth Smith	158

### Center Field

<b>Dexter Fowler</b>	<b>332</b>
Juan Pierre	316
Ellis Burks	288
Preston Wilson	272
Willy Taveras	195

### Right Field

Larry Walker	973
Brad Hawpe	715
Dante Bichette	424
Seth Smith	131
Ryan Spilborghs	122



# Single-Season Batting Leaders

## Games Played

162	Vinny Castilla	1998
	Neifi Perez	1998
	Neifi Perez	2000
161	Dante Bichette	1998
160	Vinny Castilla	1996
	Todd Helton	2000
	Todd Helton	2003

## Batting Average (qualifiers)

.379	Larry Walker	1999
.372	Todd Helton	2000
.370	Andres Galarraga	1993
.366	Larry Walker	1997
.363	Larry Walker	1998
.358	Todd Helton	2003
.350	Larry Walker	2001
.347	Todd Helton	2004
.344	Ellis Burks	1996
.340	Dante Bichette	1995
.340	Matt Holliday	2007

## Slugging Pct. (qualifiers)

.720	Larry Walker	1997
.710	Larry Walker	1999
.698	Todd Helton	2000
.685	Todd Helton	2001
.662	Larry Walker	2001
.639	Ellis Burks	1996
.630	Todd Helton	2003
	Larry Walker	1998
.620	Todd Helton	2004
	Dante Bichette	1995

## On-Base Pct. (qualifiers)

.469	Todd Helton	2004
.463	Todd Helton	2000
.45809	Larry Walker	1999
.45804	Todd Helton	2003
.452	Larry Walker	1997
.449	Larry Walker	2001
.4448	Todd Helton	2005
.4447	Larry Walker	1998
.434	Todd Helton	2007
.432	Todd Helton	2001

## At-Bats

690	Neifi Perez	1999
662	Dante Bichette	1998
651	Neifi Perez	2000
647	Neifi Perez	1998
645	Vinny Castilla	1998
636	Matt Holliday	2007
633	Dante Bichette	1996
629	Vinny Castilla	1996
626	Andres Galarraga	1996
617	Juan Pierre	2001

## Runs

143	Larry Walker	1997
142	Ellis Burks	1996
138	Todd Helton	2000
135	Todd Helton	2003
132	Todd Helton	2001
120	Andres Galarraga	1997
	Matt Holliday	2007
119	Andres Galarraga	1996
	Matt Holliday	2006

## Hits

219	Dante Bichette	1998
216	Todd Helton	2000
	Matt Holliday	2007
211	Ellis Burks	1996
209	Todd Helton	2003
208	Larry Walker	1997
206	Vinny Castilla	1998
202	Juan Pierre	2001
198	Dante Bichette	1996
	Garrett Atkins	2006

## Extra-Base Hits

105	Todd Helton	2001
103	Todd Helton	2000
99	Larry Walker	1997
93	Ellis Burks	1996
92	Matt Holliday	2007
89	Andres Galarraga	1996
87	Todd Helton	2003
84	Matt Holliday	2006
83	Todd Helton	2004

## Doubles

59	Todd Helton	2000
54	Todd Helton	2001
53	Jeff Cirillo	2000
50	Matt Holliday	2007
49	Todd Helton	2003
	Todd Helton	2004
48	Dante Bichette	1998
	Garrett Atkins	2006
46	Larry Walker	1997
	Larry Walker	1998

## Triples

15	Dexter Fowler	2011
14	Dexter Fowler	2010
11	Neifi Perez	1999
	Neifi Perez	2000
	Juan Pierre	2001
	Juan Uribe	2001
10	Neifi Perez	1997
	Cory Sullivan	2006
9	4 Players	

## Total Bases

409	Larry Walker	1997
405	Todd Helton	2000
402	Todd Helton	2001
392	Ellis Burks	1996
386	Matt Holliday	2007
380	Vinny Castilla	1998
376	Andres Galarraga	1996
367	Todd Helton	2003
359	Dante Bichette	1995
353	Matt Holliday	2006

## Home Runs

49	Larry Walker	1997
	Todd Helton	2001
47	Andres Galarraga	1996
46	Vinny Castilla	1998
42	Todd Helton	2000
41	Andres Galarraga	1997
40	Dante Bichette	1995
	Ellis Burks	1996
	Vinny Castilla	1996
	Vinny Castilla	1997

## RBI

150	Andres Galarraga	1996
147	Todd Helton	2000
146	Todd Helton	2001
144	Vinny Castilla	1998
141	Dante Bichette	1996
	Preston Wilson	2003
140	Andres Galarraga	1997
137	Matt Holliday	2007
133	Dante Bichette	1999
131	Vinny Castilla	2004

## Walks

127	Todd Helton	2004
116	Todd Helton	2007
111	Todd Helton	2003
106	Todd Helton	2005
103	Todd Helton	2000
99	Todd Helton	2002
98	Walt Weiss	1995
	Todd Helton	2001
	Larry Walker	2003

## Strikeouts

157	Andres Galarraga	1996
146	Andres Galarraga	1995
145	Brad Hawpe	2009
141	Andres Galarraga	1997
139	Preston Wilson	2003
138	Ian Stewart	2009
137	Brad Hawpe	2007
135	Carlos Gonzalez	2010
134	Brad Hawpe	2008
130	2 Players	

## Stolen Bases

68	Willy Taveras	2008
53	Eric Young	1996
47	Juan Pierre	2002
46	Juan Pierre	2001
42	Eric Young	1993
39	Tom Goodwin	2000
35	Eric Young	1995
33	Larry Walker	1997
	Willy Taveras	2007

## Pinch Hits

28	John Vander Wal	1995
23	Greg Norton	2003
20	Lenny Harris	1999
17	Greg Norton	2001
	Seth Smith	2009
	Jimmy Tatum	2001
16	Mark Sweeney	2004
	John Vander Wal	1996
15	Angel Echevarria	1999
	Greg Norton	2002
	Jorge Piedra	2005
	Terry Shumpert	2000

## Pinch-Hit Home Runs

5	Mark Sweeney	2004
4	Angel Echevarria	1999
	Howard Johnson	1994
	Greg Norton	2003
	John Vander Wal	1995

# Single-Season Pitching Leaders



## Appearances

79	Todd Jones	2002
	Jose Mesa	2006
78	Chuck McElroy	1998
	Mike Myers	2000
	Brian Fuentes	2005
	Manny Corpas	2007
76	Curtis Leskanic	1995
	Manuel Corpas	2008
	Matt Belisle	2010

## Games Started

35	Kevin Ritz	1996
	Darryl Kile	1998
34	Pedro Astacio	1998
	Jamey Wright	1998
	Pedro Astacio	1999
	Shawn Estes	2004
	Jeff Francis	2007
	Ubaldo Jimenez	2008

## Wins

19	Ubaldo Jimenez	2010
17	Kevin Ritz	1996
	Pedro Astacio	1999
	Jeff Francis	2007
16	Jason Jennings	2002
	Aaron Cook	2008
	Jorge De La Rosa	2009
15	Shawn Estes	2004
	Ubaldo Jimenez	2009
	Jason Marquis	2009

## Losses

17	Darryl Kile	1998
16	Jamey Wright	2005
15	Masato Yoshii	2000
	Mike Hampton	2002
	Aaron Cook	2006
14	Pedro Astacio	1998
	Jamey Wright	1998
	Jhoulys Chacin	2011

## ERA (qualifiers)

2.88	Ubaldo Jimenez	2010
3.47	Ubaldo Jimenez	2009
3.62	Jhoulys Chacin	2011
3.66	Joe Kennedy	2004
3.78	Jason Jennings	2006
3.96	Aaron Cook	2008
3.99	Ubaldo Jimenez	2008
4.00	Armando Reynoso	1993
4.04	Jason Marquis	2009
4.12	Aaron Cook	2007

## Winning Pct. (qualifiers)

.833	Marvin Freeman (10-2)	1994
.733	Denny Stark (11-4)	2002
.704	Ubaldo Jimenez	2010
.688	Julian Tavarez (11-5)	2000
.667	Jason Jennings (16-8)	2002
.654	Jeff Francis (17-9)	2007
.652	Shawn Estes (15-8)	2004
.647	Aaron Cook (11-6)	2009

## Saves

41	Jose Jimenez	2002
35	Shawn Chacon	2004
	Huston Street	2011
31	Dave Veres	1999
	Brian Fuentes	2005
30	Brian Fuentes	2008
	Brian Fuentes	2006
29	Huston Street	2011
25	Darren Holmes	1993
24	Bruce Ruffin	1996
	Jose Jimenez	2000

## Innings Pitched

232.0	Pedro Astacio	1999
230.1	Darryl Kile	1998
221.2	Ubaldo Jimenez	2010
215.1	Jeff Francis	2007
213.0	Kevin Ritz	1996
212.2	Aaron Cook	2006
212.0	Jason Jennings	2006
211.1	Aaron Cook	2008
209.1	Pedro Astacio	1998
206.1	Jamey Wright	1998

## Complete Games

7	Pedro Astacio	1999
5	Roger Bailey	1997
4	Armando Reynoso	1993
	Darryl Kile	1998
	Pedro Astacio	2001
	Ubaldo Jimenez	2010
3	Mark Thompson	1996
	Brian Bohanon	1999
	Pedro Astacio	2000
	Jason Jennings	2006

## Strikeouts

214	Ubaldo Jimenez	2010
210	Pedro Astacio	1999
198	Ubaldo Jimenez	2009
198	Jorge De La Rosa	2009
193	Pedro Astacio	2000
172	Ubaldo Jimenez	2008
170	Pedro Astacio	1998
165	Jeff Francis	2007
158	Darryl Kile	1998
150	Jhoulys Chacin	2011

## Walks

109	Darryl Kile	1999
105	Shawn Estes	2004
	Kevin Ritz	1996
103	Ubaldo Jimenez	2008
101	Jason Jennings	2004
96	Darryl Kile	1998
95	Jamey Wright	1998
92	Brian Bohanon	1999
	Ubaldo Jimenez	2010
91	Mike Hampton	2002

## Relief Wins

11	Gabe White	2000
10	Matt Belisle	2011
9	Steve Reed	1993
7	Darren Holmes	1997
	Curtis Leskanic	1996
	Bruce Ruffin	1996
	Matt Belisle	2010
6	Taylor Buchholz	2008
	Tim Harikkala	2004
	Jose Jimenez	2001
	Julian Tavarez	2000
	Curtis Leskanic	1999
	Darren Holmes	1995
	Curtis Leskanic	1995

## Strikeouts/9.0 IP (qualifiers)

9.39	Jorge De La Rosa	2009
8.85	Pedro Astacio	2000
8.68	Ubaldo Jimenez	2010
8.17	Ubaldo Jimenez	2009
8.15	Pedro Astacio	1999
7.79	Ubaldo Jimenez	2008
7.33	Denny Neagle	2001
7.31	Pedro Astacio	1998
6.96	Jhoulys Chacin	2011
6.90	Jeff Francis	2007

## Fewest Walks/9.0 IP (qualifiers)

2.04	Aaron Cook	2008
2.14	Jason Hammel	2009
2.33	Aaron Cook	2006
2.38	Jason Hammel	2010
2.39	Aaron Cook	2007
2.61	Armando Reynoso	1996
2.63	Jeff Francis	2007
2.76	John Thomson	1997
2.85	Masato Yoshii	2000
2.91	Pedro Astacio	1999

## Lowest BA Against (qualifiers)

.209	Ubaldo Jimenez	2010
.229	Ubaldo Jimenez	2009
.231	Jhoulys Chacin	2011
.245	Ubaldo Jimenez	2008
.249	Jorge De La Rosa	2009
.250	Jeff Francis	2006
.258	Jason Jennings	2006
.259	Kevin Ritz	1995
.265	Joe Kennedy	2004
.266	Denny Neagle	2002

## Home Runs Allowed

39	Pedro Astacio	1998
38	Pedro Astacio	1999
33	Darryl Kile	1999
32	Pedro Astacio	2000
	Masato Yoshii	2000
31	Mike Hampton	2001
30	Shawn Estes	2004
	Brian Bohanon	1999
29	Denny Neagle	2001
28	Darryl Kile	1998





# Single-Season Fielding Leaders

## CATCHERS

<u>Putouts</u>		<u>Assists</u>		<u>Errors</u>		<u>Fielding Pct. (qualifiers)</u>					
821	Miguel Olivo	2010	82	Chris Iannetta	2011	11	Jeff Reed	1996	1.000	Chris Iannetta	2008
733	Chris Iannetta	2011	62	Miguel Olivo	2010	10	Joe Girardi	1995	.998	Chris Iannetta	2011
730	Joe Girardi	1995	61	Joe Girardi	1995	9	Jayhawk Owens	1996	.994	Kirt Manwaring	1997
679	Yorvit Torrealba	2007	59	Chris Iannetta	2009		Miguel Olivo	2010	.993	Charles Johnson	2003
606	Chris Iannetta	2008	58	Henry Blanco	1999	8	Ben Petrick	2001	.992	Henry Blanco	1999
582	Brent Mayne	2000	56	Joe Girardi	1994		J.D. Closser	2005	.99182	Gary Bennett	2002
562	Henry Blanco	1999		Yorvit Torrealba	2007	7	5 Catchers		.99180	Joe Girardi	1994
561	Charles Johnson	2003	51	Chris Iannetta	2008				.99175	Chris Iannetta	2009
549	Joe Girardi	1994		Jeff Reed	1996				.99056	Yorvit Torrealba	2007
546	Jeff Reed	1996							.990	Brent Mayne	2000

## FIRST BASEMEN

<u>Putouts</u>		<u>Assists</u>		<u>Errors</u>		<u>Fielding Pct. (qualifiers)</u>					
1528	A. Galarraga	1996	156	Todd Helton	2003	15	A. Galarraga	1997	.99870	Todd Helton	2007
1458	A. Galarraga	1997	149	Todd Helton	2000	14	A. Galarraga	1996	.99859	Todd Helton	2001
1448	Todd Helton	2007	146	Todd Helton	1998	13	A. Galarraga	1995	.99793	Todd Helton	2009
1418	Todd Helton	2003	144	Todd Helton	2004	11	A. Galarraga	1993	.99734	Todd Helton	2004
1367	Todd Helton	2006	120	A. Galarraga	1995		Todd Helton	2003	.99726	Todd Helton	2006
1357	Todd Helton	2002		Todd Helton	2005	9	Todd Helton	1999	.99725	Todd Helton	2011
1356	Todd Helton	2004	119	Todd Helton	2001	8	A. Galarraga	1994	.996	Todd Helton	2005
1349	Todd Helton	2009	117	A. Galarraga	1997		Todd Helton	2010	.99528	Todd Helton	2000
1326	Todd Helton	2000	116	A. Galarraga	1996				.99526	Todd Helton	2002
1303	Todd Helton	2001	113	Todd Helton	2002				.9947	Todd Helton	1998

## SECOND BASEMEN

<u>Putouts</u>		<u>Assists</u>		<u>Errors</u>		<u>Fielding Pct. (qualifiers)</u>					
345	Mike Lansing	1998	431	Eric Young	1996	15	Eric Young	1993	.995	Jamey Carroll	2006
340	Eric Young	1996	425	Mike Lansing	1998		Eric Young	1997	.987	Mike Lansing	1998
273	Aaron Miles	2004	414	Eric Young	1997		Ronnie Belliard	2003	.985	Eric Young	1996
258	Eric Young	1997	413	Clint Barmes	2009	12	Roberto Mejia	1993	.984	Aaron Miles	2004
241	Clint Barmes	2009	397	Jamey Carroll	2006		Eric Young	1996	.982	Clint Barmes	2009
224	Ronnie Belliard	2003	353	Aaron Miles	2004		Clint Barmes	2009	.978	Eric Young	1997
200	Kazuo Matsui	2007	311	Ronnie Belliard	2003	11	Eric Young	1995	.973	Ronnie Belliard	2003
186	Jamey Carroll	2006		Kazuo Matsui	2007	10	Nelson Liriano	1994			
175	Mike Lansing	2000	228	Eric Young	1993		Mike Lansing	1998			
165	Eric Young	1995		Eric Young	1995		Aaron Miles	2004			

## THIRD BASEMEN

<u>Putouts</u>		<u>Assists</u>		<u>Errors</u>		<u>Fielding Pct. (qualifiers)</u>					
124	Vinny Castilla	2004	389	Vinny Castilla	1996	21	Vinny Castilla	1997	.987	Vinny Castilla	2004
123	Charlie Hayes	1993	323	Vinny Castilla	1997		Todd Zeile	2002	.982	Jeff Cirillo	2001
112	Vinny Castilla	1997	316	Vinny Castilla	1998	20	Charlie Hayes	1993	.972	Chris Stynes	2003
110	Vinny Castilla	1998		Vinny Castilla	2004		Vinny Castilla	1996	.970	Vinny Castilla	1998
98	Garrett Atkins	2006	308	Jeff Cirillo	2001	19	Vinny Castilla	1999	.969	Ian Stewart	2009
97	Vinny Castilla	1996	304	Jeff Cirillo	2000		Garrett Atkins	2006	.964	Jeff Cirillo	2000
96	Vinny Castilla	1999	298	Vinny Castilla	1999	18	Garrett Atkins	2005	.963	Garrett Atkins	2007
92	Charlie Hayes	1994	292	Charlie Hayes	1993	17	Charlie Hayes	1994	.960	Vinny Castilla	1996
	Jeff Cirillo	2000	286	Garrett Atkins	2006	15	Vinny Castilla	1995	.958	Vinny Castilla	1995
	Chris Stynes	2003	262	Garrett Atkins	2005		Jeff Cirillo	2000	.954	Charlie Hayes	1993

## SHORTSTOP

<u>Putouts</u>		<u>Assists</u>		<u>Errors</u>		<u>Fielding Pct. (qualifiers)</u>					
288	Neifi Perez	2000	561	Troy Tulowitzki	2007	30	Walt Weiss	1996	.991	Troy Tulowitzki	2011
272	Neifi Perez	1998	523	Neifi Perez	2000	27	Juan Uribe	2002	.987	Troy Tulowitzki	2007
262	Troy Tulowitzki	2007	516	Neifi Perez	1998	20	Neifi Perez	1998	.986	Troy Tulowitzki	2009
261	Troy Tulowitzki	2011	504	Juan Uribe	2002	18	Neifi Perez	2000	.986	Royce Clayton	2004
261	Juan Uribe	2002	481	Neifi Perez	1999		Clint Barmes	2006	.984	Troy Tulowitzki	2010
260	Neifi Perez	1999	450	Walt Weiss	1996	17	Clint Barmes	2005	.983	Walt Weiss	1997
220	Walt Weiss	1996	433	Troy Tulowitzki	2009	16	Walt Weiss	1995	.981	Neifi Perez	1999
215	Troy Tulowitzki	2009	417	Royce Clayton	2004	14	Neifi Perez	1999	.978	Neifi Perez	2000
213	Royce Clayton	2004	417	Troy Tulowitzki	2011	13	Walt Weiss	1994	.975	Neifi Perez	1998
211	Troy Tulowitzki	2010	406	Walt Weiss	1995	12	Freddie Benavides	1993	.974	Walt Weiss	1995

## OUTFIELD

<u>Putouts</u>		<u>Assists</u>		<u>Errors</u>		<u>Fielding Pct. (qualifiers)</u>					
363	Juan Pierre	2002	17	Dante Bichette	1999	13	Dante Bichette	1999	.996	Cory Sullivan	2006
362	Juan Pierre	2001	16	Brad Hawpe	2006	11	Dante Bichette	1998		Carlos Gonzalez	2010
331	Preston Wilson	2003	14	Dante Bichette	1993	9	Dante Bichette	1993		Dexter Fowler	2010
309	Dexter Fowler	2011		Dante Bichette	1998		Dante Bichette	1996		Carlos Gonzalez	2011
308	Dante Bichette	1993		Larry Walker	2002		Brad Hawpe	2008	.995	Juan Pierre	2002
306	Jay Payton	2003	13	Larry Walker	1995	8	Juan Pierre	2001	.992	Larry Walker	1997
296	Matt Holliday	2007		Larry Walker	1999		Dexter Fowler	2011	.9910	Dante Bichette	1994
289	Dante Bichette	1998	12	Larry Walker	1997	7	6 players tied		.9908	J. Hammonds	2000
282	Willy Taveras	2008		Carlos Gonzalez	2011				.9901	Matt Holliday	2007
280	Brad Hawpe	2006	10	4 players tied					.988	Matt Holliday	2008



# Regulars By Position



CATCHER					THIRD BASE				
Year	Player	AVG	HR	RBI	Year	Player	AVG	HR	RBI
1993	Joe Girardi	.290	3	31	1993	Charlie Hayes	.305	25	98
1994	Joe Girardi	.276	4	34	1994	Charlie Hayes	.288	10	50
1995	Joe Girardi	.262	8	55	1995	Vinny Castilla	.309	32	90
1996	Jeff Reed	.284	8	37	1996	Vinny Castilla	.304	40	113
1997	Kirk Manwaring	.226	1	27	1997	Vinny Castilla	.304	40	113
	Jeff Reed	.297	17	47	1998	Vinny Castilla	.319	46	144
1998	Kirk Manwaring	.247	2	26	1999	Vinny Castilla	.275	33	102
	Jeff Reed	.290	9	39	2000	Jeff Cirillo	.326	11	115
1999	Henry Blanco	.232	6	28	2001	Jeff Cirillo	.313	17	83
2000	Brent Mayne	.301	6	64	2002	Todd Zeile	.273	18	87
2001	Ben Petrick	.238	11	39	2003	Chris Stynes	.255	11	73
2002	Gary Bennett	.265	4	26	2004	Vinny Castilla	.271	35	131
2003	Charles Johnson	.230	20	61	2005	Garrett Atkins	.287	13	89
	Charles Johnson	.236	13	47	2006	Garrett Atkins	.329	29	120
2004	Danny Ardoin	.229	6	22	2007	Garrett Atkins	.301	25	111
2005	J.D. Closser	.219	7	27	2008	Garrett Atkins	.286	21	99
	Yorvit Torrealba	.247	7	43		Ian Stewart	.259	10	41
2006	Yorvit Torrealba	.255	8	47	2009	Garrett Atkins	.226	9	48
2008	Chris Iannetta	.264	18	65		Ian Stewart	.228	25	70
2009	Chris Iannetta	.228	16	52	2010	Ian Stewart	.256	18	61
2010	Miguel Olivo	.269	14	58	2011	Ty Wigginton	.242	15	47
2011	Chris Iannetta	.238	14	55					
FIRST BASE					LEFT FIELD				
1993	Andres Galarraga	.370	22	98	1993	Jerald Clark	.282	13	67
1994	Andres Galarraga	.319	31	85	1994	Eric Young	.272	7	30
1995	Andres Galarraga	.280	31	106	1995	Dante Bichette	.340	40	128
1996	Andres Galarraga	.304	47	150	1996	Ellis Burks	.344	40	128
1997	Andres Galarraga	.318	41	140	1997	Dante Bichette	.308	26	118
1998	Todd Helton	.315	25	97	1998	Dante Bichette	.331	22	122
1999	Todd Helton	.320	35	131	1999	Dante Bichette	.298	34	133
2000	Todd Helton	.372	42	147	2000	Larry Walker	.309	9	51
2001	Todd Helton	.336	49	146		Darren Bragg	.221	3	21
2002	Todd Helton	.329	30	109	2001	Ron Gant	.257	8	22
2003	Todd Helton	.358	33	117		Alex Ochoa	.251	1	17
2004	Todd Helton	.347	32	96	2002	Todd Hollandsworth	.295	11	48
2005	Todd Helton	.320	20	79		Jay Payton	.335	8	28
2006	Todd Helton	.302	15	81	2003	Jay Payton	.302	28	89
2007	Todd Helton	.320	17	91	2004	Matt Holliday	.290	14	57
2008	Todd Helton	.264	7	29	2005	Matt Holliday	.307	19	87
	Garrett Atkins	.286	21	99	2006	Matt Holliday	.326	34	114
2009	Todd Helton	.325	15	86	2007	Matt Holliday	.340	36	137
2010	Todd Helton	.256	8	37	2008	Matt Holliday	.321	25	88
2011	Todd Helton	.302	14	69	2009	Seth Smith	.293	15	55
						Carlos Gonzalez	.284	13	29
					2010	Ryan Spilborghs	.241	8	48
						Carlos Gonzalez (LF,CF,RF)	.336	34	117
						Seth Smith	.246	17	52
					2011	Carlos Gonzalez (LF,CF,RF)	.295	26	92
SECOND BASE					CENTER FIELD				
1993	Eric Young	.269	3	42	1993	Alex Cole	.256	0	24
1994	Nelson Liriano	.255	3	31	1994	Mike Kingery	.349	4	41
1995	Eric Young	.317	6	36	1995	Mike Kingery	.269	8	37
1996	Eric Young	.324	8	74	1996	Quinton McCracken	.290	3	40
1997	Eric Young	.282	6	45		Larry Walker	.278	18	58
1998	Mike Lansing	.276	12	66	1997	Larry Walker	.290	32	82
1999	Kurt Abbott	.273	8	41	1998	Ellis Burks	.286	16	54
	Terry Shumpert	.317	10	47	1999	Darryl Hamilton	.315	9	45
2000	Mike Lansing	.258	11	37	2000	Tom Goodwin	.271	5	47
2001	Todd Walker	.247	12	43	2001	Juan Pierre	.201	2	55
	Jose Ortiz	.255	13	35	2002	Juan Pierre	.287	1	35
2002	Jose Ortiz	.250	1	12	2003	Preston Wilson	.282	36	141
	Brent Butler	.259	9	42	2004	Jeromy Burnitz	.283	37	110
2003	Ronnie Belliard	.277	8	50		Preston Wilson	.248	6	29
2004	Aaron Miles	.293	6	47	2005	Cory Sullivan	.294	4	30
2005	Luis Gonzalez	.292	9	44		Preston Wilson	.258	15	47
	Aaron Miles	.281	2	28	2006	Cory Sullivan	.267	2	30
2006	Jamey Carroll	.300	5	36	2007	Willy Taveras	.320	2	24
2007	Jamey Carroll	.225	2	22	2008	Willy Taveras	.251	1	26
	Kazuo Matsui	.288	4	37	2009	Dexter Fowler	.266	4	34
2008	Clint Barmes	.290	11	44	2010	Dexter Fowler	.260	6	35
	Jeff Baker	.268	12	48	2011	Dexter Fowler	.266	5	46
	Omar Quintanilla	.238	2	15					
2009	Clint Barmes	.245	23	76					
2010	Clint Barmes	.235	8	50					
2011	Mark Ellis	.274	6	25					
	Jonathan Herrera	.242	3	14					
SHORTSTOP					RIGHT FIELD				
1993	Vinny Castilla	.255	9	30	1993	Dante Bichette	.310	21	89
1994	Walt Weiss	.251	1	32	1994	Dante Bichette	.304	27	95
1995	Walt Weiss	.260	1	25	1995	Larry Walker	.306	36	101
1996	Walt Weiss	.282	8	48	1996	Dante Bichette	.313	31	141
1997	Walt Weiss	.270	4	38	1997	Larry Walker	.366	49	130
1998	Neifi Perez	.274	9	59	1998	Larry Walker	.363	23	67
1999	Neifi Perez	.280	12	70	1999	Larry Walker	.379	37	115
2000	Neifi Perez	.287	10	71	2000	Jeffrey Hammonds	.335	20	106
2001	Neifi Perez	.298	7	47	2001	Larry Walker	.350	38	123
	Juan Uribe	.300	8	53	2002	Larry Walker	.338	26	104
2002	Juan Uribe	.240	6	49	2003	Larry Walker	.284	16	79
2003	Jose Hernandez	.237	8	27	2004	Jeromy Burnitz	.283	37	110
	Juan Uribe	.253	10	33	2005	Brad Hawpe	.262	9	47
2004	Royce Clayton	.279	8	54	2006	Brad Hawpe	.293	22	84
2005	Clint Barmes	.289	10	46	2007	Brad Hawpe	.291	29	116
2006	Clint Barmes	.220	7	56	2008	Brad Hawpe	.283	25	85
2007	Troy Tulowitzki	.291	24	99	2009	Brad Hawpe	.285	23	86
2008	Troy Tulowitzki	.263	8	46	2010	Brad Hawpe	.255	7	37
2009	Troy Tulowitzki	.297	32	92		Ryan Spilborghs	.279	10	39
2010	Troy Tulowitzki	.315	27	95	2011	Seth Smith	.284	15	59
2011	Troy Tulowitzki	.302	30	105					

Record Book





# Year-By-Year Pitching Leaders



WINS			ERA			COMPLETE GAMES			STARTS		
1993	Reynoso	12	1993	Reynoso	4.00	1993	Reynoso	4	1993	Reynoso	30
1994	Freeman	10	1994	Neid	4.80	1994	Nied	2	1994	Nied	22
1995	Ritz	11	1995	Ritz	4.21	1995	Rekar	1	1995	Ritz	28
1996	Ritz	17	1996	Reynoso	4.96	1996	M. Thompson	3	1996	Ritz	35
1997	Bailey/Holmes	9	1997	Bailey	4.29	1997	Bailey	5	1997	Bailey	29
1998	Astacio/Kile	13	1998	Kile	5.20	1998	Kile	4	1998	Kile (tie)	35
1999	Astacio	17	1999	Astacio	5.04	1999	Astacio	7	1999	Astacio	34
2000	Astacio	12	2000	Bohanon	4.68	2000	Astacio	3	2000	Astacio	32
2001	Bohanon	12	2001	Neagle	5.38	2001	Astacio	4	2001	Hampton	32
2002	Hampton	14	2002	Jennings	4.52	2002	Neagle	1	2002	Jennings	32
2003	Jennings	16	2003	Oliver	5.04	2003	Cook/Oliver	1	2003	Jennings/Oliver	32
2004	Oliver	13	2004	Kennedy	3.66	2004	Jennings	1	2004	Estes	34
2005	Estes	15	2005	Wright	5.46	2004	Cook/Estes	1	2005	Francis	33
2006	Francis	14	2006	Jennings	3.78	2005	Kennedy	1	2006	Jennings/Cook/	32
2007	Francis	13	2007	Cook	4.12	2005	Cook	2	2007	Francis	32
2008	Francis	17	2008	Cook	3.96	2006	Jennings	3	2008	Francis	34
2009	Cook	16	2009	Jimenez	3.47	2007	Cook	2	2008	Jimenez	34
2010	De La Rosa	16	2010	Jimenez	2.88	2008	Cook	2	2009	Jimenez/Marquis	33
2011	Chacin	11	2011	Chacin	3.62	2009	Marquis	2	2010	Jimenez	33
						2010	Jimenez	4	2011	Chacin	31
						2011	Chacin/Jimenez	2			
STRIKEOUTS			SAVES			APPEARANCES			RELIEF HOLDS		
1993	Ruffin	126	1993	Holmes	25	1993	Wayne	65	1993	Reed	9
1994	G.W. Harris	82	1994	Ruffin	16	1994	Reed	61	1994	Reed	14
1995	Ritz	120	1995	Holmes	14	1995	Leskanic	76	1995	Leskanic	19
1996	Ritz	105	1996	Ruffin	24	1996	Leskanic	76	1996	Reed (tie)	22
1997	J. Thomson	106	1997	Dipoto	16	1996	Ruffin	71	1997	Muñoz	19
1998	Astacio	170	1997	Veres	31	1997	Dipoto	74	1998	McElroy	19
1999	Astacio	210	1998	Dipoto	19	1998	McElroy	78	1999	Dipoto	15
2000	Astacio	193	1999	Veres	17	1999	Veres	73	2000	White	19
2001	Neagle	139	2000	Jimenez	24	2000	M. Myers	78	2001	Myers	10
2002	Jennings	127	2001	Jimenez	41	2001	M. Myers	73	2002	Jones	30
2003	Jennings	119	2002	Jimenez	20	2002	T. Jones	79	2003	Fuentes	19
2004	Jennings	133	2003	Jimenez	20	2003	Fuentes	75	2004	Harikkala	15
2005	Francis	128	2004	Chacon	35	2004	J. Lopez	75	2005	Reed	15
2006	Jennings	142	2005	Fuentes	31	2004	Chacon	66	2005	DeJean	18
2007	Francis	165	2006	Fuentes	30	2005	Fuentes	78	2006	Mesa	19
2008	Jimenez	172	2007	Fuentes	20	2006	Mesa	79	2007	Hawkins	18
2009	Jimenez	198	2008	Fuentes	30	2007	Corpas	78	2008	Buchholz	21
2010	Jimenez	214	2009	Street	35	2008	Corpas	76	2009	Betancourt/Daley	12
2011	Chacin	150	2010	Street	20	2009	Street	64	2010	Betancourt	23
			2011	Street	29	2010	Belisle	76	2011	Betancourt	22
						2011	Belisle	74			

Record Book

## THE ROCKIES AND THE WEATHER

### HOTTEST HOME GAMES

Game Temp	Denver High	D/N	Date	Opponent
97	104	D	June 26, 1994	San Francisco
97	99	N	July 1, 2002	San Francisco
97	100	D	July 13, 2003	Los Angeles
97	99	D	July 29, 2005	Philadelphia
97	98	D	June 7, 2006	Pittsburgh
95	95	D	August 7, 1994	Los Angeles
95	100	N	July 2, 2007	New York-NL
94	95	N	June 27, 1994	San Diego
94	96	N	June 30, 1997	Anaheim
94	95	D	July 21, 2001	Los Angeles
94	95	N	July 19, 2002	Milwaukee
94	93	N	July 2, 2003	Arizona

### COLDEST HOME GAMES

Game Temp	Denver Low	D/N	Date	Opponent
28	7	D	April 12, 1997	Montreal
35	21	D	April 15, 1999	San Diego
35	-	N	Oct. 11, 2009 (GM 3)	Philadelphia
37	32	N	April 21, 2004	Los Angeles
37	23	D	April 12, 2004	Arizona
37	28	D	Sept. 24, 2000	Florida
38	31	N	Sept. 22, 2000	Florida
38	27	D	April 16, 1998	Los Angeles
38	37	N	May 23, 1995	Chicago
39	18	D	April 13, 1997	Montreal
39	30	N	April 26, 1995	New York-NL
39	32	D	April 24, 1993	Florida



## CLUB GENERAL

### WINS & LOSSES

- Most Wins, Season**  
92 2009
- Most Wins, Season, Home**  
55 1996
- Most Wins, Season, Road**  
41 2009
- Most Losses, Season**  
95 Twice (1993, 2005)
- Most Losses, Season, Home**  
43 Twice (2004, 2011)
- Most Losses, Season, Road**  
56 2003
- Most Wins, Consecutive**  
11 June 4-11, 2009  
11 Sept. 16-27, 2007
- Most Wins, Consecutive, Home**  
11 June 30-July 24, 1996
- Most Wins, Consecutive, Road**  
9 June 4-22, 2009  
8 April 3-26, 1997
- Most Losses, Consecutive**  
13 July 25-Aug. 6, 1993 (2)
- Most Losses, Consecutive, Home**  
9 July 25-Aug. 18, 1993
- Most Losses, Consecutive, Road**  
13 May 10-June 2, 2008
- Most Wins Over One Club, Season**  
13 Arizona, 2004 (13-6)
- Most Wins Over One Club, Season, Home**  
8 Arizona, 2004 (8-1)
- Most Wins Over One Club, Season, Road**  
7 San Diego, 2004 (7-3)
- Most Wins Over One Club, Consecutive**  
11 Washington, Aug. 15, 2008-July 9, 2011  
Cincinnati, Aug. 23, 2008-Aug. 8, 2011
- Most Wins Over One Club, Consecutive, Season**  
8 Washington, June 12-Sept. 10, 2006
- Most Wins Over One Club, Consecutive, Home**  
9 Milwaukee, Sept. 28, 2001-July 27, 2003
- Most Wins Over One Club, Consecutive, Road**  
6 Cincinnati, July 25, 2008-present  
6 Washington, Aug. 15, 2008-present  
Los Angeles, Aug. 9, 1993-June 18, 1994
- Most Losses to One Club, Season**  
15 Arizona, 2008 (3-15)  
Los Angeles, 2006 (4-15)
- Most Losses to One Club, Season, Home**  
7 Los Angeles, 2009 (2-7)  
Arizona, 2008 (2-7)  
Arizona, 2006 (3-7)  
Los Angeles, 2006 (2-7)  
San Diego, 2001 (3-7)  
Atlanta, 1993 (0-7)
- Most Losses to One Club, Season, Road**  
9 Arizona, 2002 (1-9)  
San Francisco, 2003 (1-9)
- Most Losses to One Club, Consecutive**  
16 Atlanta, May 6, 1993 - May 22, 1994

### WINNING PERCENTAGE

- Highest Winning Percentage, Season**  
.552 2007 (90-73)
- Highest Winning Percentage, Season, Home**  
.679 1996 (55-26)
- Highest Winning Percentage, Season, Road**  
.481 2007 (39-42)

### MARGIN OF VICTORY & DEFEAT

- Largest Margin of Victory**  
19 Sept. 20, 2005 vs. San Diego (20-1)
- Largest Margin of Defeat**  
19 Aug. 18, 1995 vs. Chicago (7-26)
- Largest Margin of Victory, Shutout**  
13 Sept. 16, 2007 vs. Florida

### Largest Margin of Defeat, Shutout

- 17 Sept. 17, 1995 vs. Florida

### ONE-RUN GAMES

- Most One Run Games, Consecutive**  
5 April 25-29, 1994
- Most One Run Games, Consecutive, All Wins**  
4 April 10-14, 2011
- Most One Run Games, Consecutive, All Losses**  
4 July 30-Aug. 2, 2003  
May 1-4, 2005

### LENGTH OF GAME

- Longest Game, Nine Innings**  
**Home:**  
4:20 June 30, 1996 vs. Los Angeles  
**Road:**  
3:53 Sept. 11, 1998 at San Francisco
- Longest Game, Extra Innings**  
**Home:**  
5:24 July 4, 2010 vs. SF (15 innings)  
**Road:**  
6:16 April 17, 2008 at San Diego (22 innings)

### Shortest Game, Nine Innings

- Mile High Stadium:**  
1:59 Sept. 25, 1993 vs. Cincinnati
- Coors Field:**  
1:58 July 1, 2008 vs. San Diego
- Road:**  
1:52 June 30, 2006 at Seattle

### Shortest Game, Extra Innings

- Home:**  
2:28 Sept. 14, 2008 vs. LAD (10 innings)
- Road:**  
2:34 Sept. 20, 1998 at San Diego (11 innings)

### Most Innings, Game

- Home:**  
18 Aug. 15, 2006 vs. Arizona
- Road:**  
22 April 17, 2008 at San Diego

### DEFICITS OVERCOME

- Largest Deficit Overcome, Victory, Home**  
9 July 4, 2008 vs. Florida  
Aug. 25, 2010 vs. Atlanta
- 8 June 28, 1994 (1) vs. San Diego  
Sept. 27, 2001 vs. San Diego  
July 4, 2004 vs. Detroit
- Largest Deficit Overcome, Defeat, Home**  
6 5x (last: Aug. 30, 1999 vs. Pittsburgh)
- Largest Deficit Overcome, Victory, Road**  
5 July 2, 1994 at St. Louis  
July 6, 2004 at San Francisco  
Sept. 14, 2005 at Los Angeles
- Largest Deficit Overcome, Defeat, Road**  
7 July 20, 1998 at Houston
- Largest Deficit Overcome, Victory, 9th Inning or Later**  
4 May 18, 1996 vs. St. Louis  
June 21, 2002 vs. Tampa Bay  
Aug. 24, 2007 vs. Washington

### LEADS RELINQUISHED

- Largest Lead Relinquished, Victory**  
8 Sept. 30, 2006 at Chicago-NL
- Largest Lead Relinquished, Defeat, Home**  
8 June 22, 1999 vs. Chicago-NL
- Largest Lead Relinquished, Defeat, Road**  
6 June 12, 1997 at Seattle  
June 30, 1994 at St. Louis
- Largest Lead Relinquished, Defeat, 9th Inning or Later**  
5 Aug. 1, 2003 at Pittsburgh

### PERSONNEL

- Most Players, Season**  
55 2011

**Fewest Players, Season**

36 1994

**Most Rookies, Season**

19 2005

**Most Players, Game**

24 Sept. 30, 2006 at Chicago-NL

**Most Players, Game, Both Clubs**

50 Sept. 30, 2006 at Chicago-NL

**Most Rookies in Starting Lineup**

7 Sept. 18, 2005 at Arizona

**TEAM BATTING****BATTING, SLUGGING, ON-BASE PCT.****Highest Batting Average, Season**

.294 2000

**Highest Slugging Percentage, Season**

.483 2001

**Highest On-Base Percentage, Season**

.362 2000

**AT-BATS & PLATE APPEARANCES****Most At-Bats, Season**

5,717 1999

**Most At-Bats, Game**

73 April 17, 2008 at SD (22 innings)

**Most At-Bats, Nine Inning Game**

51 Aug. 3, 2003 at Pittsburgh

**Most Plate Appearances, Inning**

18 July 30, 2010 vs. Chicago-NL (8th)

**RUNS****Most Runs Scored, Season**

968 2000

**Most Runs Scored, Game**20 Sept. 23, 2003 vs. Arizona (20-9)  
Sept. 20, 2005 vs. San Diego (20-1)  
Sept. 18, 2006 vs. San Francisco (20-8)**Most Runs, Victory, Home**20 Sept. 23, 2003 vs. Arizona (20-9)  
Sept. 20, 2005 vs. San Diego (20-1)  
Sept. 18, 2006 vs. San Francisco (20-8)**Most Runs, Victory, Road**

19 Sept. 25, 2011 at Houston (19-3)

**Most Runs, Defeat, Home**

13 June 22, 1993 vs. Cincinnati (13-16)

**Most Runs, Defeat, Road**11 June 12, 1997 at Seattle (11-12)  
Aug. 1, 2003 at Pittsburgh (11-12)**Most Games, Consecutive, Scoring Runs**

83 July 5–Sept. 27, 1999 (ended O.D. 2000)

**Most Games, Consecutive, Scoring Runs, Home**

361 July 5, 1999–Sept. 17, 2003 (ML record)

**Most Games, Consecutive, Scoring Runs, Road**

64 Aug. 14, 1996–June 24, 1997

**Most Runs Scored, Inning**

12 July 30, 2010 vs. Chicago-NL (8th)

**Most Innings, Consecutive, Scoring Runs**

14 May 4-7, 1999 (tied NL record)

**Most Runs Combined**

36 May 19, 1999 vs. Cincinnati (L, 12-24)

**Most Runs Combined, Three-Game Series**

70 June 18-20, 2002 vs. New York-AL

**Fewest Runs Combined, Coors Field**

7 1 (9x), last, June 12, 2010 vs. Toronto

**Consecutive Games Without Scoring a Run**2 May 5-6, 2000 (both at San Francisco)  
Aug. 30-31, 2002 (both at San Diego)  
Aug. 30-31, 2003 (both at Los Angeles)  
July 21-22, 2007 (both at Washington)  
July 28-30 (G1) (both at New York-NL)  
Oct. 1-2, 2010 (both at St. Louis)**GROUNDING INTO DOUBLE PLAYS****Most Grounded Into Double Plays, Season**

148 1998

**Most Grounded Into Double Plays, Game**5 April 18, 1997 vs. Atlanta  
Sept. 4, 2002 at San Francisco**LEFT ON BASE****Most Left on Base, Season**

1,207 2008

**Most Left on Base, 9-inning Game**

17 May 14, 1998 vs. Chicago

**Most Left on Base, Extra-Inning Game**

20 July 4, 2010 vs. San Francisco (15 inn.)

**Fewest Left on Base, Game**

1 Several (last: Sept. 24, 2010 vs. SF)

**PINCH HITTING****Most Pinch Hitters Announced, Season**

319 1998

**Most Pinch Hitters Announced, Game**6 May 6, 1995 vs. Los Angeles  
Aug. 16, 1998 vs. Philadelphia  
Sept. 1, 1998 at Milwaukee**Highest Pinch-Hit Average, Season**

.299 1995

**Most Pinch-Hit Base Hits, Season**

72 1999

**Most Pinch-Hit Base Hits, Game**

3 12x (last: May 15, 2009 at Pittsburgh)

**Most Pinch-Hit Base Hits, Consecutive At-Bats**5 Aug. 5-8, 2004  
Sept. 9-14, 1998**Most Pinch-Hit Home Runs, Season**

11 2x (1995, 2004)

**Most Pinch-Hit Home Runs, Game**

2 May 6, 1995 vs. Los Angeles

**HITS****Most Hits, Season**

1,664 2000

**Most Hits, Game**

25 Sept. 25, 2011 at Houston

**Most Hits, Victory, Home**

24 May 3, 2000 vs. Montreal

**Most Hits, Victory, Road**

25 Sept. 25, 2011 at Houston

**Most Hits, Defeat, Home**

21 May 14, 1998 vs. Chicago

**Most Hits, Defeat, Road**

18 June 12, 1997 at Seattle

**Most Hits, Two Consecutive Games**

40 June 17-18, 2000

**Fewest Hits, Home**

0 Sept. 17, 1996 vs. Los Angeles

**Fewest Hits, Road**

0 May 11, 1996 at Florida

**Fewest Hits, Victory, Home**

3 3x (last: Aug. 21, 2011 vs. Los Angeles-NL)

**Fewest Hits, Victory, Road**

3 3x (last: June 1, 1996 at Pittsburgh)

**Most Hits, Inning**

12 July 30, 2010 vs. Chicago-NL (8th)

**Most Hits, Consecutive, Inning**

12 July 30, 2010 vs. Chicago (8th, ML Record)

**EXTRA-BASE HITS****Most Extra-Base Hits, Season**

598 2001 (National League record)

**Most Extra-Base Hits, Game**

12 July 30, 2010 vs. Chicago-NL (8 2B, 1 3B, 3 HR)

**TOTAL BASES****Most Total Bases, Season**

2,748 2001 (National League record)

**Most Total Bases, Game**

43 Aug. 3, 2003 at Pittsburgh

**Most Total Bases, Game, Both Clubs**

81 May 19, 1999 vs. Cincinnati (ML record)

**SINGLES****Most Singles, Season**

1,130 2000

**Most Singles, Game**

20 May 3, 2000 vs. Montreal

## DOUBLES

### Most Doubles, Season

333 1998

### Most Doubles, Game

9 July 2, 1993 vs. Chicago

## TRIPLES

### Most Triples, Season

61 2001

### Most Triples, Game

3 14x (last: Sept. 25, 2010 vs. San Fran.)

## HOME RUNS

### Most Home Runs, Season

239 1997

### Most Home Runs, Season, Home

149 1996 (National League record)

### Most Home Runs, Season, Road

115 1997

### Most Home Runs, vs. One Opponent, Season

36 San Diego, 2001

### Fewest Home Runs, vs. One Opponent, Season

0 Toronto, 2002

### Most Home Runs, Game

7 April 5, 1997 at Montreal

### Most Games, Consecutive, Hitting a Home Run

17 July 20–Aug. 6, 1993 (25 home runs)  
June 6–23, 1996 (36 home runs)

### Most Games, Consecutive, Without Hitting a HR

7 April 18–27, 2007

### Most Games, Consecutive, Without HR at Home

6 June 16–29, 2004

### Most Home Runs, Inning

4 June 6, 1999 vs. Milwaukee (7th)

### Most Grand Slams, Season

8 2007

### Most Pinch-Hit Grand Slams, Season

2 Twice (1993, 1998)

## RUNS BATTED IN

### Most RBI, Season

909 1996

### Most RBI, Game

20 Sept. 20, 2005 vs. San Diego  
Sept. 18, 2006 vs. San Francisco

### Players with 4 or More RBI, Game

3 Aug. 11, 1998 vs. Montreal

## SACRIFICE HITS & FLIES

### Most Sacrifice Hits, Season

119 2006

### Most Sacrifice Flies, Season

75 2000 (National League record)

### Most Sacrifice Flies, Game

5 June 7, 2006 vs. Pittsburgh (NL Record)

## HIT BY PITCH

### Most Hit by Pitch, Season

82 1996

### Most Hit by Pitch, Game

4 July 23, 2003 at Los Angeles  
4 July 20, 2005 at Washington  
4 April 13, 2008 at Arizona

## WALKS

### Most Walks Drawn, Season

660 2009

### Most Walks Drawn, Game

16 July 16, 1994 vs. St. Louis

### Most Intentional Walks Drawn, Season

64 Twice (2000, 2006)

## STRIKEOUTS

### Most Strikeouts, Season

1,277 2009

### Most Strikeouts, Three-Game Series

42 May 20–22, 2003 at Los Angeles

### Most Strikeouts, 9-inning Game

17 April 13, 2001 vs. Arizona  
April 21, 2002 at Arizona  
October 4, 2009 at LAD

### Most Strikeouts, Extra-inning Game

20 April 17, 2008 at San Diego (22 innings)

## STOLEN BASES

### Most Stolen Bases, Season

201 1996

### Most Stolen Bases, Game

10 June 30, 1996 vs. Los Angeles

### Most Stolen Bases, Inning

4 April 27, 2009 vs. San Diego (3rd)  
May 30, 1998 vs. Houston (2nd)  
June 30, 1996 vs. Los Angeles (4th)

## CAUGHT STEALING

### Most Caught Stealing, Season

90 1993

### Most Caught Stealing, Game

4 May 20, 1993 at San Diego

## TEAM PITCHING

## PITCHERS USED

### Most Pitchers, Season

29 2011

### Fewest Pitchers, Season

18 1994

### Most Pitchers, Game

10 Aug. 22, 2000 vs. Atlanta (12 innings)  
Sept. 30, 2006 at Chicago-NL (14 innings)  
\*Sept. 7, 2007 vs. San Diego (9 innings)  
\*matched ML record for 9-inning game

## EARNED RUN AVERAGE

### Lowest Earned Run Average, Season

4.14 2010

### Highest Earned Run Average, Season

6.01 1999

## COMPLETE GAMES

### Most Complete Games, Season

12 1999

### Most Complete Games, Consecutive

2 August 5–6, 1998 (Wright-Thomson)  
July 24–25, 2006 (Francis-Jennings)  
June 30–July 1, 2009 (Marquis-Hammel)

### Fewest Complete Games, Season

1 2x: 1995, 2002

### Most Incomplete Games, Consecutive, Season

134 April 1–Aug. 29, 2002 (NL record)

### Most Incomplete Games, Consecutive, Overall

140 Oct. 2, 2001–Aug. 29, 2002

## SHUTOUTS

### Most Shutouts, Season

12 2010

### Most Complete-Game Shutouts, Season

4 Twice (2001, 2006)

### Most Shutouts, Consecutive

2 April 30–May 1, 2002  
April 18–19, 2001  
June 19–20, 2006

## HITS

### Most Hits Allowed, Season

1,700 1999

### Most Hits Allowed, Game

28 May 19, 1999 vs. Cincinnati

### Fewest Hits Allowed, Game

0 April 17, 2010 at Atlanta (Jimenez No-Hitter)

### Most Hits Allowed, Inning

10 Sept. 12, 2004 vs. San Diego (9th)

## RUNS

### Most Runs Allowed, Season

1,028 1999

### Fewest Runs Allowed, Season

715 2009

638 1994 (117-game season)

### Most Runs Allowed, Game

26 Aug. 18, 1995 vs. Chicago

**Most Runs Allowed, Inning**  
12 Sept. 12, 2004 vs. San Diego (9th)

## EARNED RUNS

**Most Earned Runs Allowed, Season**  
955 1999  
**Fewest Earned Runs Allowed, Season**  
590 1994 (117-game season)  
663 2010 (full season)  
**Most Earned Runs Allowed, Game**  
26 Aug. 18, 1995 vs. Chicago  
**Most Earned Runs Allowed, Inning**  
12 Sept. 12, 2004 vs. San Diego (9th)

## SCORELESS INNINGS

**Most Scoreless Innings, Consecutive**  
25.0 June 18-21, 2006  
**Most Scoreless Innings, Consecutive, vs. One Club**  
27.0 vs. Pittsburgh, Aug. 5, 2001 – May 2, 2002  
**Most Scoreless Innings, Consecutive, by Bullpen**  
20.0 May 27-June 2, 2010

## HOME RUNS

**Most Home Runs Allowed, Season**  
239 2001 (National League record)  
**Fewest Home Runs Allowed, Season**  
120 1994 (117-game season)  
139 2010 (full season)  
**Most Home Runs Allowed, Game**  
7 July 2, 2002 vs. San Francisco  
**Most Home Runs Allowed, Consecutive Batters**  
3 June 30, 1996 vs. Los Angeles (3rd)  
April 9, 1997 vs. Cincinnati (6th)  
Sept. 19, 2002 vs. St. Louis (8th)  
Sept. 10, 2011 vs. Cincinnati (5th)  
**Most Home Runs Allowed, Inning**  
4 Aug. 17, 1996 (2) at Cincinnati (8th)  
**Most Home Runs Allowed, Calendar Month**  
56 Aug., 2002  
**Consecutive Games, Not Allowing a Home Run**  
6 April 26–May 2, 2002  
July 29–Aug. 4, 2005  
Aug. 12-18, 2010  
**Consecutive Games, Not Allowing HR at Home**  
7 April 17-May 2, 2002  
**Most Grand Slams Allowed, Season**  
9 2003

## HIT BATSMEN

**Most Hit Batsmen, Season**  
84 Twice (2003, 2005)  
**Fewest Hit Batsmen, Season**  
41 Twice (1993, 1995)  
**Most Hit Batsmen, Game**  
4 June 3, 2000 at Milwaukee  
April 22, 2001 at Arizona  
April 24, 2005 vs. Los Angeles  
**Most Hit Batsmen, Inning**  
3 June 22, 2004 at Milwaukee  
June 28, 1994 vs. San Diego

## WALKS

**Most Walks Issued, Season**  
737 1999 (National League record)  
**Most Walks Issued, Game**  
12 8x (last: Sept. 22, 1999 vs. Arizona)  
**Most Intentional Walks Issued, Season**  
84 2004  
**Most Intentional Walks Issued, Game**  
4 Aug. 19, 1999 vs. Atlanta

## STRIKEOUTS

**Most Strikeouts, Season**  
1,234 2010  
**Most Strikeouts, Game**  
16 Aug. 20, 1998 at Montreal  
May 1, 2003 vs. Cincinnati  
**Most Strikeouts, Consecutive**  
5 17x (last: Sept. 18, 2009 at Arizona)

**Most Strikeouts, Inning**  
4 Sept. 19, 1995 at San Diego (6th)  
July 25, 1996 vs. Chicago (9th)

## WILD PITCHES

**Most Wild Pitches, Season**  
82 1993  
**Most Wild Pitches, Game**  
4 4x (last: Sept. 19, 2010 at Los Angeles)  
**Most Wild Pitches, Inning**  
3 April 15, 1996 vs. San Diego (1st)

## BALKS

**Most Balks, Season**  
22 1993  
**Most Balks, Game**  
2 April 13, 1993 vs. New York

## PICKOFFS

**Most Pickoffs, Season**  
28 1993

## RELIEF PITCHING

**Most Relief Appearances, Season**  
506 2002  
**Most Relief Appearances, Game**  
9 Aug. 22, 2000 vs. Atlanta (12 innings)  
Sept. 30, 2006 at Chicago-NL (14 innings)  
Sept. 7, 2007 vs. San Diego (9 innings)  
**Most Relief Wins, Season**  
36 2000 (led league)  
**Most Relief Losses, Season**  
39 2004 (Major League record)  
**Lowest Relief ERA, Season**  
3.65 1998  
**Most Relief Innings Pitched, Season**  
572.1 1998  
**Most Relief Innings Pitched, Game**  
15.0 April 17, 2008 (22 innings)  
**Most Relief Scoreless Innings, Consecutive, Game**  
11.1 Sept. 16, 2006 at Arizona (16 innings)  
**Most Relief Strikeouts, Season**  
455 2010  
**Most Relief Strikeouts, Game**  
12 Aug. 15, 2006 vs. Arizona (18 innings)

## SAVES

**Most Saves, Season**  
43 Twice (1995, 2002)  
**Fewest Saves, Season**  
26 2001  
**Most Blown Saves, Season**  
34 2004 (Major League record)  
**Best Save Percentage, Season**  
73.8 2009 (45 / 61)

## TEAM FIELDING

### FIELDING PERCENTAGE

**Highest Fielding Percentage, Season**  
.989 2007 (Major League Record)

### ERRORS

**Most Errors, Season**  
167 1993  
**Fewest Errors, Season**  
68 2007  
**Most Errors, Game**  
6 June 4, 1996 at Houston  
**Most Errors, Game, Both Clubs**  
8 3x (last: Sept. 8, 2006 vs. Washington)  
**Most Games, Consecutive, One or More Errors**  
9 June 18-27, 1996  
**Most Games, Consecutive, No Errors**  
13 June 12-24, 1998  
**Most Errors, Inning**  
3 8x (last: May 14, 2005 vs. Arizona–3rd)  
**Most Innings, Consecutive, No Errors**  
128 June 12-25, 1998



## OUTFIELD ASSISTS

**Most Outfield Assists, Season**  
48 1999

**Most Outfield Assists, Game**  
3 July 22, 1997 at Montreal (12 innings)  
April 6, 2003 vs. Arizona  
June 23, 2007 at Toronto

## DOUBLE PLAYS

**Most Double Plays, Season**  
202 1997

**Most Double Plays, Game**  
6 June 5, 1997 vs. San Diego (11 innings)

**Most Double Plays, 9-Inning Game**  
5 5x (last: May 23, 2010 at Kansas City)

**Most Games, Consecutive, One or More Double Plays**  
14 April 23-May 7, 2008

**Most Double Plays, Game, Both Clubs**  
8 June 5, 1997 vs. San Diego (11 innings)

## PASSED BALLS

**Most Passed Balls, Season**  
22 1996

**Most Passed Balls, Game**  
2 6x (last: Sept. 15, 2011 vs. SF)

## INDIVIDUAL BATTING

### MAJOR-LEAGUE SERVICE

**Most Major League Service, Position Player**  
14.059 Todd Helton, 1997-2011  
9.126 Larry Walker, 1995-2004

### GAMES PLAYED

**Most Games Played, Career**  
2,054 Todd Helton, 1997-2011

**Most Games Played, Consecutive**  
307 Vinny Castilla, June 26, 1997-June 14, 1999

**Most Games Played, Season**  
162 Vinny Castilla, 1998  
Neifi Perez, 1998  
Neifi Perez, 2000

**Most Games Started, Career (including DH)**  
1,953 Todd Helton, 1997-2011

**Most Games Started, Consecutive**  
282 Vinny Castilla, Mar. 31, 1998-June 14, 1999

**Most Games Started, Season**  
162 Vinny Castilla, 1998

### BATTING AVERAGE

**Highest Batting Average, Career (min 1,000 PA)**  
.334 Larry Walker, 1995-2004

**Highest Batting Average, Season**  
.379 Larry Walker, 1999 (led league)

**Highest Batting Average, Month (min 50 PA)**  
.528 Larry Walker, September, 1998

### SLUGGING PERCENTAGE

**Highest Slugging Pct., Career (min 1,000 PA)**  
.618 Larry Walker, 1995-2004

**Highest Slugging Percentage, Season**  
.720 Larry Walker, 1997 (led league)

### ON-BASE PERCENTAGE

**Highest On-Base Pct, Career (min 1,000 PA)**  
.421 Todd Helton, 1997-2011

**Highest On-Base Percentage, Season**  
.469 Todd Helton, 2004

### PLATE APPEARANCES

**Most Plate Appearances, Career**  
8,728 Todd Helton, 1997-2011

**Most Plate Appearances, Season**  
732 Neifi Perez, 1999

**Most Plate Appearances, Game**  
10 Helton, Taveras, Tulowitzki  
April 17, 2008 at San Diego (22 inn.)

**Most Plate Appearances, Inning**  
2 Numerous times

## REACHING BASE SAFELY

**Most Times Reaching Base, Career (H+BB+HP)**  
3,675 Todd Helton, 1997-2011

**Most Times Reaching Base, Season**  
323 Todd Helton, 2000

**Consecutive Game On-Base Streak, Season**  
38 Matt Holliday, July 22-Sept. 2, 2007

35 Larry Walker, April 2-June 8, 2002  
Todd Helton, May 28-July 5, 2006

**Consecutive Game On-Base Streak, Home, Season**  
45 Andres Galarraga, June 7-Sept. 12, 1996

**Consecutive Game On-Base Streak, Road, Season**  
37 Larry Walker, April 2-June 25, 1997

**Reaching Base Safely in Every PA, Game**  
7 Todd Helton, April 8, 2003 vs. STL (13 inn.)

**Most PA, Consecutive, Reaching Base Safely**  
12 Eric Young, Sept. 19-24, 1993

## AT-BATS

**Most At-Bats, Career**  
7,325 Todd Helton, 1997-2011

**Most At-Bats, Season**  
690 Neifi Perez, 1999

**Most At-Bats, Game**  
10 Willy Taveras, April 17, 2008 at San Diego

## RUNS SCORED

**Most Runs Scored, Career**  
1,329 Todd Helton, 1997-2011

**Most Runs Scored, Season**  
143 Larry Walker, 1997

**Most Runs Scored, Game**  
5 Walt Weiss, Sept. 20, 1995 at San Diego  
Jeff Cirillo, June 28, 2000 vs. San Francisco  
Larry Walker, July 27, 2000 at LA  
Larry Walker, Sept. 24, 2001 vs. San Diego

**Most Runs Scored, Inning**  
2 17x (last: Gonzalez, July 30, 2010 vs. CHC, 8th)

## BASE HITS

**Most Hits, Rockies Uniform**  
2,363 Todd Helton, 1997-2011

**Most Hits, Season**  
219 Dante Bichette, 1998

**Most Hits, Game**  
6 Andres Galarraga, July 3, 1995 vs. Houston

**Most Hits, Two Consecutive Games**  
9 Juan Pierre, Sept. 20-21, 2002

**Most Hits, Not Making an Out / Consecutive PA**  
9 Andres Galarraga, June 13-15, 1993

**Most Games, Five or More Hits, Career**  
2 Dante Bichette, 1993-99

Vinny Castilla, 1993-99  
Juan Pierre, 2000-02  
Troy Tulowitzki, 2006-09

**Most Games, Four or More Hits, Career**  
38 Todd Helton, 1997-2011

**Most Hits, Inning**  
2 Several (last: S. Smith, July 2, 2011 vs. KC)

**Most Hits, Calendar Month**  
50 Todd Helton, August, 2000

**Most Hits Before All-Star Break**  
125 Todd Helton, 2003

**Most Hits After All-Star Break**  
105 Dante Bichette, 1995

## HITTING STREAKS

**Longest Consecutive Game Hitting Streak**  
23 Dante Bichette, May 22-June 18, 1995

**Longest Home Hitting Streak**  
30 Larry Walker, May 18-July 21, 2002

**Longest Road Hitting Streak**  
21 Vinny Castilla, July 21-Sept. 1, 1997

**Most Games, Consec., One or More Hits vs. Opponent**  
26 Todd Helton vs. San Diego  
June 2, 2004-Sept. 6, 2005

## EXTRA-BASE HITS

**Most Extra-Base Hits, Career**  
895 Todd Helton, 1997-2010

**Most Extra-Base Hits, Season**

105 Todd Helton, 2001

**Most Extra-Base Hits, Game**

- 4 Larry Walker, May 21, 1996 vs. Pittsburgh  
 Jeff Cirillo, June 28, 2000 vs. San Fran.  
 Todd Walker, June 25, 2001 vs. San Diego  
 Larry Walker, June 25, 2004 at CLE (10 inn.)  
 Jeff Baker, May 30, 2008 at Chicago-NL

**Most Extra-Base Hits, Consecutive PA**

6 Larry Walker, May 21-22, 1996 (NL record)

**Most Extra-Base Hits, Inning**

2 5x (last: Tulowitzki, July 30, 2010 vs. CHC, 8th)

**MULTI-HIT GAMES****Most Multi-Hit Games, Career**

677 Todd Helton, 1997-2011

**Most Multi-Hit Games, Season**

66 Dante Bichette, 1998

**Most Multi-Hit Games, Consecutive**

8 Andres Galarraga, July 23-29, 1996

**TOTAL BASES****Most Total Bases, Career**

4,028 Todd Helton, 1997-2011

**Most Total Bases, Season**

409 Larry Walker, 1997

**Most Total Bases, Game**

- 14 Jeff Cirillo, June 28, 2000 vs. San Fran.  
 Larry Walker, June 25, 2004 at CLE (10 inn.)

**Most Total Bases, Inning**

- 6 Eric Young, May 4, 1996 vs. Florida (1st)  
 Juan Uribe, Oct. 7, 2001 at SD (4th)  
 Cory Sullivan, April 9, 2006 at SD (5th)

**SINGLES****Most Singles, Career**

1,427 Todd Helton, 1997-2010

**Most Singles, Season**

163 Juan Pierre, 2001

**Most Singles, Game**

- 5 Juan Pierre, Sept. 21, 2002 vs. Arizona  
 Juan Pierre, Sept. 4, 2000 vs. Chicago  
 Todd Helton, May 3, 2000 vs. Montreal  
 Willy Taveras, April 25, 2007 at New York-NL  
 Kazuo Matsui, July 3, 2007 vs. New York-NL

**DOUBLES****Most Doubles, Career**

554 Todd Helton, 1997-2010

**Most Doubles, Season**

59 Todd Helton, 2000 (led league)

**Most Doubles, Game**

4 Jeff Baker, May 30, 2008 at Chicago-NL

**TRIPLES****Most Triples, Career**

49 Neifi Perez, 1996-2001

**Most Triples, Season**

15 Dexter Fowler, 2011

**Most Triples, Game**

2 15x (last: Seth Smith Sept. 6, 2011 vs. ARI)

**HOME RUNS****Most Home Runs, Career**

347 Todd Helton, 1997-2011

**Most Home Runs, Season**49 Larry Walker, 1997 (led league)  
 Todd Helton, 2001**Most Home Runs, Two Consecutive Seasons**

91 Todd Helton, 2000-01

**Most Home Runs, Season, Home**

32 Andres Galarraga, 1996

**Most Home Runs, Season, Road**

29 Larry Walker, 1997

**Most Home Runs, Season, vs. One Opponent**

9 Larry Walker vs. San Diego, 2001

**Most Home Runs, Season, Switch-Hitter**

13 Greg Norton, 2001

**Most Seasons, 30 Or More Home Runs**6 Todd Helton, 1999-2004  
 Vinny Castilla, 1995-99, 2004**Most Home Runs, Calendar Month**

15 Troy Tulowitzki, September 2010

**Most Home Runs, April**

- 11 Larry Walker, 1997  
 Larry Walker, 2001

**Most Home Runs, May**

11 Todd Helton, 2002

**Most Home Runs, June**

12 Vinny Castilla, 1996

**Most Home Runs, July**

12 Vinny Castilla, 1998

**Most Home Runs, August**

- 12 Dante Bichette, 1995  
 Andres Galarraga, 1996

**Most Home Runs, September (excluding October)**

15 Troy Tulowitzki, 2010

**Most Home Runs, Before the All-Star Break**

27 Larry Walker, 2001

**Most Home Runs, After the All-Star Break**

27 Dante Bichette, 1995

**Most Home Runs, Game**

3 12x (last: Jason Giambi, May 19, 2011 at PHI)

**Most Home Runs, Leadoff Game, Career**

8 Eric Young, 1993-97

**Most Home Runs, Leadoff Game, Season**

4 Eric Young, 1996

**Most Games, Two or More Home Runs, Career**

- 27 Vinny Castilla, 1993-99, 2004  
 27 Todd Helton, 1997-2011

**Most Games, Two or More Home Runs, Season**

- 8 Andres Galarraga, 1996  
 Larry Walker, 1997  
 Todd Helton, 2000

**Most Home Runs, Consecutive At-Bats**

- 3 Andres Galarraga, June 25, 1995 at SD  
 Larry Walker, April 5, 1997 at Montreal  
 T. Hollandsworth, April 15, 2001 vs. Ariz.  
 Jose Ortiz, Aug. 17, 2001 vs. Florida  
 Jeff Baker, Sept. 17-18, 2006 at Ari./vs. SF

**Most Games, Consecutive, One or More HR**

- 5 Dante Bichette, Aug. 1-5, 1995  
 Larry Walker, June 18-23, 1999

**Most Games, Consecutive, One or More HR, Home**

- 6 Dante Bichette, July 23-Aug. 5, 1995  
 Jeremy Burnitz, July 18-28, 2004

**Most Games, Consecutive, One or More HR, Road**

- 4 Larry Walker, April 2-5, 1997  
 Larry Walker, Sept. 15-18, 1997  
 Vinny Castilla, July 21-24, 2004  
 Brad Hawpe, April 9-13, 2006  
 Matt Holliday, Sept. 2-12, 2007  
 Carlos Gonzalez, Aug. 16-19, 2009  
 Troy Tulowitzki, Sept. 15-19, 2009  
 Troy Tulowitzki, April 11-14, 2011

**Most Home Runs, Two Consecutive Games**

- 4 Larry Walker, April 4-5, 1997  
 Vinny Castilla, July 7-8, 1995  
 Jose Ortiz, Aug. 17-18, 2001

**Most Consecutive Team Home Runs Hit by One Player**

- 6 Andres Galarraga, June 25-July 2, 1995  
 Preston Wilson, May 3-13, 2003

**Most Players, 2 or More Home Runs, Game**

3 Aug. 14, 1999 vs. Montreal (tied NL record)

**Home Run, Both Sides Of The Plate, Same Game**

- 1 Aaron Miles, April 14, 2004 vs. Arizona  
 1 Dexter Fowler, Sept. 5, 2011 vs. Arizona

**Longest Home Run, Rockie**

529' Andres Galarraga, May 31, 1997 at Florida

**Longest Home Run, Rockie, Coors Field**

493' Larry Walker, Aug. 31, 1997 vs. Oakland

**GRAND SLAMS****Most Grand Slams, Career**

- 6 Dante Bichette, 1993-99  
 Andres Galarraga, 1994-97

**Most Grand Slams, Season**

2 11x (last: Melvin Mora, 2010)

**RUNS BATTED IN****Most RBI, Career**

1,308 Todd Helton, 1997-2011

**Most RBI, Season**

150 Andres Galarraga, 1995

**Most Seasons, 100 Or More RBI, Career**

5 Todd Helton, 1999-2003

**Most RBI, Calendar Month**

40 Troy Tulowitzki, 2010, September

**Most RBI, April**30 Larry Walker, 2001  
Andres Galarraga, 1994**Most RBI, May**

36 Todd Helton, 2001

**Most RBI, June**

39 Dante Bichette, 1996

**Most RBI, July**

35 Dante Bichette, 1995

**Most RBI, August**

33 Andres Galarraga, 1996

**Most RBI, September (excluding October)**

40 Troy Tulowitzki, 2010

**Most RBI, Before the All-Star Break**

91 Preston Wilson, 2003

**Most RBI, After the All-Star Break**

80 Dante Bichette, 1995

**Most RBI, Game**8 Andres Galarraga, June 27, 1996 vs. LA  
Larry Walker, April 28, 1999 at St. Louis  
Ronnie Belliard, Sept. 23, 2003 vs. Arizona  
Matt Holliday, Sept. 20, 2005 vs. SD**Most RBI, Two Consecutive Games**

11 Larry Walker, April 28-29, 1999

**Most Games, Consecutive, One or More RBI**

10 Vinny Castilla, April 14-25, 2004

**Most RBI, Inning**

4 74x (last: E. Alfonzo, June 30, 2011 at SD)

**Most RBI, Without A Hit, Game**

4 Ben Petrick, Sept. 20, 2000 vs. San Diego

**MULTI-RBI GAMES****Most Multi-RBI Games, Career**

314 Todd Helton, 1997-2011

**Most Multi-RBI Games, Season**

44 Todd Helton, 2000

**Most Multi-RBI Games, Consecutive**

4 10x (last: Jeromy Burnitz, Sept. 4-8, 2004)

**SACRIFICE HITS****Most Sacrifice Hits, Career**

67 Aaron Cook, 2002-2011

**Most Sacrifice Hits, Season**

24 Royce Clayton, 2004

**Most Sacrifice Hits, Game**

4 Cory Sullivan, June 14, 2006 at WAS

**SACRIFICE FLIES****Most Sacrifice Flies, Career**

85 Todd Helton, 1997-2011

**Most Sacrifice Flies, Season**

12 Jeff Cirillo, 2000

**Most Sacrifice Flies, Game**

2 9x (last: Todd Helton, July 20, 2007 at WAS)

**WALKS****Most Walks, Career**

1,256 Todd Helton, 1997-2011

**Most Walks, Season**

127 Todd Helton, 2004

**Most Walks, Game**

5 Todd Helton, April 29, 2007 vs. ATL

**Most Games, Consecutive, One or More Walk**

9 Todd Helton, May 20-29, 2008

**INTENTIONAL WALKS****Most Intentional Walks, Career**

183 Todd Helton, 1997-2011

**Most Intentional Walks, Season**

22 Todd Helton, Twice: 2000, 2005

**Most Intentional Walks, Game**

3 Andres Galarraga, April 30, 1993 at FLA

**HIT BY PITCH****Most Hit by Pitch, Career**

98 Larry Walker, 1995-2004

**Most Hit by Pitch, Season**

21 Eric Young, 1996

**Most Hit by Pitch, Game**

2 12x (last: Holliday, Sept. 19, 2006 vs. SF)

**Most Hit by Pitch, Inning**

2 A. Galarraga, July 12, 1996 vs. SD (7th)

**STRIKEOUTS****Most Strikeouts, Career**

1,044 Todd Helton, 1997-2011

**Most Strikeouts, Season**

157 Andres Galarraga, 1996

**Fewest Strikeouts, Season (qualifiers)**

29 Juan Pierre, 2001

**Highest PA/SO Ratio, Season (qualifiers)**

23.6 Juan Pierre, 2001

**Most Strikeouts, Game**

5 Roberto Mejia, Aug. 9, 1993 at LA (11 inn.)

**GROUNDED INTO DOUBLE PLAY****Most Double Plays Grounded Into, Career**

176 Todd Helton, 1997-2011

**Most Double Plays Grounded Into, Season**

27 Todd Zeile, 2002

Jay Payton, 2003

**Fewest GDP, Season (qualifiers)**

2 Clint Barmes, 2006

**Highest AB/GIDP Ratio, Season (qualifiers)**

239.0 Clint Barmes, 2006

**Most Double Plays Grounded Into, Game**

3 Eric Young, June 1, 1997 at Florida

Jeff Baker, June 2, 2007 vs. Cincinnati

**RISP BATTING****Highest Average w/RISP, Season**

.422 Andres Galarraga, 1993

**Most Hits w/RISP, Season**

78 Andres Galarraga, 1996

**Most At-Bats w/RISP, Season**

207 Preston Wilson, 2003

**STOLEN BASES****Most Stolen Bases, Career**

180 Eric Young, 1993-97

**Most Stolen Bases, Season**

68 Willy Taveras, 2008

**Most Stolen Bases, Consecutive Attempts**

19 Willy Taveras, May 28-Aug. 1, 2007

**Most Stolen Bases, Game**

6 Eric Young, June 30, 1996 vs. LA

**Most Stolen Bases, Inning**

3 Eric Young, June 30, 1996 vs. LA (3rd)

**Most Games, Consecutive, One or More SB**

5 2x, last: (Willy Taveras, Aug. 13-17, 2008)

**CAUGHT STEALING****Most Caught Stealing, Career**

69 Eric Young, 1993-97

**Most Caught Stealing, Season**

19 Eric Young, 1996

Eric Young, 1993

**Most Caught Stealing, Game**

3 Eric Young, May 1, 1993 at Florida (11 inn.)

**Most Caught Stealing, Inning**

2 Eric Young, May 1, 1993 at Florida (8th)

Larry Walker, April 30, 1998 at New York (8th)

**PINCH HITTING****Most Pinch-Hit Appearances, Rockies Uniform**

359 John Vander Wal, 1994-98

**Most Pinch-Hit Appearances, Season**

91 John Vander Wal, 1995

**Most Pinch-Hit Base Hits, Rockies Uniform**

79 John Vander Wal, 1994-98

**Most Pinch-Hit Base Hits, Season**

28 John Vander Wal, 1995 (ML record)

**Most Pinch-Hit Base Hits, Consecutive At-Bats**

5 Greg Norton, June 20-July 4, 2003

**Highest Pinch-Hit Avg, Career (minimum 75 AB)**  
 .336 Seth Smith, 2007-11  
**Highest Pinch-Hit Avg, Season (minimum 25 AB)**  
 .455 Jorge Piedra, 2005  
**Most Pinch-Hit Home Runs, Career**  
 12 John Vander Wal, 1994-98  
**Most Pinch-Hit Home Runs, Season**  
 5 Mark Sweeney, 2004  
**Most Pinch-Hit RBI, Career**  
 57 John Vander Wal, 1994-98  
**Most Pinch-Hit RBI, Season**  
 23 Mark Sweeney, 2004

#### PITCHER BATTING

**Highest Batting Avg, Season (minimum 30 AB)**  
 .344 Mike Hampton, 2002  
**Most Hits, Season**  
 23 Mike Hampton, 2001  
**Most Hits, Game**  
 4 John Thomson, June 1, 1997 at Florida  
**Most Home Runs, Career**  
 10 Mike Hampton, 2001-02  
**Most Home Runs, Season**  
 7 Mike Hampton, 2001 (tied NL record)  
**Most Home Runs, Game**  
 2 Mike Hampton, June 5, 2001 vs. Houston  
**Most Runs Batted In, Season**  
 16 Mike Hampton, 2001  
**Most Runs Batted In, Game**  
 4 Willie Blair, June 19, 1993 vs. San Diego  
 Denny Neagle, Sept. 29, 2001 vs. MIL  
**Most Total Bases, Game**  
 8 Mike Hampton, June 5, 2001 vs. Houston

#### ROOKIE BATTING

**Highest Batting Average (minimum 350 AB)**  
 .315 Todd Helton, 1998  
**Highest Slugging Percentage (minimum 350 AB)**  
 .530 Todd Helton, 1998  
**Highest On-Base Percentage (minimum 350 AB)**  
 .380 Todd Helton, 1998  
**Most Games, Season**  
 155 Troy Tulowitzki, 2007  
**Most At-Bats, Season**  
 609 Troy Tulowitzki, 2007  
**Most Runs, Season**  
 104 Troy Tulowitzki, 2007  
**Most Runs, Game**  
 4 5x (last: Tulowitzki, Aug. 8, 2007 vs. MIL)  
**Most Hits, Season**  
 177 Troy Tulowitzki, 2007  
**Most Hits, Game**  
 5 Jose Ortiz, Aug. 10, 2001 at Cincinnati  
**Most Games, Consecutive, One or More Hits**  
 16 Juan Pierre, Aug. 8-23, 2000  
 Garrett Atkins, Aug. 25-Sept. 11, 2005  
**Most Home Runs, Season**  
 25 Todd Helton, 1998  
**Most Home Runs, Game**  
 3 Jose Ortiz, Aug. 17, 2001 vs. Florida  
**Most Runs Batted In, Season**  
 99 Troy Tulowitzki, 2007  
**Most Runs Batted In, Game**  
 6 Aaron Miles, April 14, 2004 vs. Arizona  
 6 Jeff Baker, Sept. 18, 2006 vs. SF

#### INDIVIDUAL PITCHING

#### SERVICE

**Most Major-League Service Time, Career**  
 9.020 Aaron Cook, 2002-11

#### GAMES

**Most Appearances, Career**  
 461 Steve Reed, 1993-97, 2003-04  
**Most Appearances, Season**  
 79 Todd Jones, 2002  
 Jose Mesa, 2006  
**Most Appearances, Calendar Month**  
 19 Mike Muñoz, June, 1996

#### GAMES STARTED

**Most Games Started, Career**  
 206 Aaron Cook, 2002-11  
**Most Games Started, Season**  
 35 Kevin Ritz, 1996  
 Darryl Kile, 1998  
**Most Games Started, Calendar Month**  
 7 4x (last: Joe Kennedy, May 2004)

#### GAMES FINISHED

**Most Games Finished, Career**  
 243 Brian Fuentes, 2002-08  
**Most Games Finished, Season**  
 69 Jose Jimenez, 2002 (led league)

#### COMPLETE GAMES

**Most Complete Games, Career**  
 14 Pedro Astacio, 1997-2001  
**Most Complete Games, Season**  
 7 Pedro Astacio, 1999  
**Most Complete Games, Consecutive Starts**  
 2 Roger Bailey, April 16-22, 1997  
 Roger Bailey, May 4-9, 1997  
 Brian Bohanon, Aug. 28-Sept. 3, 1999  
**Low-Hit Complete Game**  
 0 Ubaldo Jimenez, April 17, 2010 at ATL  
**Fewest Baserunners, Complete Game**  
 2 Darryl Kile, Sept. 10, 1998 vs. Florida  
 Jeff Francis, July 24, 2006 vs. St. Louis  
 Jason Marquis, June 30, 2009 at LAD

#### SHUTOUTS

**Most Shutouts, Career**  
 3 Jason Jennings  
 3 Ubaldo Jimenez  
**Most Shutouts, Season**  
 2 3x (last: Ubaldo Jimenez, 2010)  
**Fewest Hits Allowed, Shutout**  
 0 Ubaldo Jimenez, April 17, 2010 at ATL

#### SAVES

**Most Saves, Career**  
 115 Jose Jimenez, 2000-03  
**Most Saves, Season**  
 41 Jose Jimenez, 2002  
**Most Saves, Season, Home**  
 23 Jose Jimenez, 2002  
**Most Saves, Season, Road**  
 21 Huston Street, 2009  
**Most Saves, Calendar Month**  
 11 2x (last: Huston Street, June 2009)  
**Most Saves, Before All-Star Break**  
 26 Huston Street, 2011  
**Most Saves, After All-Star Break**  
 19 Brian Fuentes, 2005  
**Most Appearances, Consecutive, Earning a Save**  
 9 Darren Holmes, Aug. 8-23, 1993  
**Most Save Situations, Consecutive, Converted**  
 26 Street, June 8-September 27, 2009  
 21 Fuentes, July 25, 2005 - April 27, 2006  
**Most Save Situations, Consec., Converted, Season**  
 26 Street, June 8-September 27, 2009  
**Most Blown Saves, Season**  
 9 Manuel Corpas, 2008  
 Shawn Chacon, 2004

#### EARNED RUN AVERAGE

**Lowest ERA, Career (minimum 300.0 IP)**  
 3.38 Brian Fuentes, 2002-2008  
**Lowest ERA, Season (qualifiers)**  
 2.88 Ubaldo Jimenez, 2010  
**Lowest ERA, Calendar Month (25.0 IP)**  
 0.78 Ubaldo Jimenez, May, 2010

#### WINNING PERCENTAGE

**Highest Winning Pct, Career (min. 30 decisions)**  
 .639 Darren Holmes (23-13), 1993-97  
**Highest Winning Pct, Season, Starter**  
 .833 Marvin Freeman (10-2), 1994  
 .733 Denny Stark (11-4), 2002 (Full Season)

## WINNING DECISIONS

- Most Wins, Career**  
72 Aaron Cook, 2002-11
- Most Wins, Season**  
19 Ubaldo Jimenez, 2010
- Most Wins, Season, Relief**  
11 Gabe White, 2000 (tied for league lead)
- Most Wins, Consecutive Decisions, Overall**  
9 2x (last: Ubaldo Jimenez, May 15-July 8, 2010)
- Most Wins, Consecutive Decisions, Starter**  
9 Ubaldo Jimenez, May 15-July 8, 2010
- Most Wins, Consecutive Decisions, Reliever**  
8 Mike DeJean, May 12, 1997-June 28, 1998
- Most Wins, Consecutive Starts**  
7 2x (last: Ubaldo Jimenez, May 15-June 17, 2010)
- Most Wins, Consecutive Starts At Home**  
5 2x (last: Ubaldo Jimenez, April 11-June 11, 2010)
- Best Start To A Season, Starter**  
6-0 Ubaldo Jimenez, 2010

## LOSING DECISIONS

- Most Losses, Rockies Uniform**  
68 Aaron Cook, 2002-11
- Most Losses, Season**  
17 Darryl Kile, 1998
- Most Relief Losses, Season**  
10 Jose Jimenez, 2002  
Jose Jimenez, 2003
- Most Losses, Consecutive Decisions**  
12 Jose Jimenez, July 1, 2002-July 30, 2003
- Most Losses, Consecutive Starts**  
7 Darryl Kile, May 15-June 17, 1998
- Worst Start To A Season, Starter**  
0-6 Scott Elarton, 2004  
0-6 Jorge De La Rosa, 2009

## INNINGS PITCHED

- Most Innings Pitched, Career**  
1312.1 Aaron Cook, 2002-11
- Most Innings Pitched, Season**  
232.0 Pedro Astacio, 1999
- Most Innings Pitched, Season, Reliever**  
95.0 Curtis Leskanic, 1995
- Most Innings Pitched, Game, Starter**  
10.0 Darryl Kile, Sept. 20, 1998 at San Diego
- Most Innings Pitched, Game, Reliever**  
6.1 Bruce Ruffin, July 28, 1993 vs. Atlanta

## RUNS

- Most Runs Allowed, Career**  
708 Aaron Cook, 2002-11
- Most Runs Allowed, Season**  
160 Pedro Astacio, 1998
- Most Runs Allowed, Game**  
12 Shawn Chacon, June 7, 2003 (1) vs. KC

## EARNED RUNS

- Most Earned Runs Allowed, Career**  
660 Aaron Cook, 2002-2011
- Most Earned Runs Allowed, Season**  
145 Pedro Astacio, 1998
- Most Earned Runs Allowed, Game**  
12 Shawn Chacon, June 7, 2003 (1) vs. KC

## SCORELESS INNINGS

- Most Scoreless Innings, Consecutive, Starter**  
33.0 Ubaldo Jimenez, May 15-July 8, 2010
- Most Scoreless Innings, Consecutive, Reliever**  
29.1 Gabe White, May 6-July 9, 2000

## HITS ALLOWED

- Most Hits Allowed, Career**  
1,519 Aaron Cook, 2002-11
- Most Hits Allowed, Season**  
258 Pedro Astacio, 1999
- Most Hits Allowed, Game**  
15 Jason Jennings, July 20, 2004 vs. San Diego  
Jamey Wright, June 27, 2005 vs. Houston
- Fewest Hits Allowed, Complete Game**  
0 Ubaldo Jimenez, April 17, 2010 at Atlanta

## HITLESS INNINGS

- Most Hitless Innings, Consecutive**  
10.0 Bruce Ruffin, Aug. 23-Sept. 1, 1993
- Most Hitless Innings, Start of a Game, Non-No-Hitter**  
6.2 Jason Jennings, Aug. 1, 2002 at Pittsburgh

## BATTERS RETIRED

- Most Batters Retired, Consecutive, Season**  
23 Brian Fuentes, July 3-23, 2008  
22 Tim Harikkala, April 20-May 1, 2004
- Most Batters Retired, Consecutive, Game**  
19 Jason Marquis, June 30, 2009 at LAD  
18 Kevin Jarvis, Sept. 21, 2000 vs. SD

## HOME RUNS

- Most Home Runs Allowed, Rockies Uniform**  
139 Pedro Astacio, 1997-2001
- Most Home Runs Allowed, Season**  
39 Pedro Astacio, 1998
- Most Home Runs Allowed, Game**  
5 Mark Thompson, April 19, 1998 vs. ATL (1)  
Shawn Chacon, July 8, 2001 vs. ANA  
Alex White, Sept. 10, 2011 vs. CIN
- Most Home Runs Allowed, Inning**  
3 10x (last: A. White, Sept. 10, 2011 vs. CIN, 5th)

## WALKS

- Most Walks Issued, Career**  
425 Jason Jennings, 2001-06
- Most Walks Issued, Season**  
109 Darryl Kile, 1999
- Fewest Walks Issued, Season (qualifiers)**  
42 Jason Hammel, 2009
- Most Walks Issued, Game**  
10 Jason Jennings, Sept. 8, 2002 vs. SD

## HIT BATSMEN

- Most Hit Batsmen, Career**  
58 Pedro Astacio, 1997-2001
- Most Hit Batsmen, Season**  
17 Pedro Astacio, 1998
- Most Hit Batsmen, Game**  
4 Pedro Astacio, April 22, 2001 at ARI  
(ML Record)

## STRIKEOUTS

- Most Strikeouts, Career**  
749 Pedro Astacio, 1997-2001
- Most Strikeouts, Season**  
214 Ubaldo Jimenez, 2010
- Most Strikeouts, Season, Left-Hander**  
193 Jorge De La Rosa, 2009
- Most Strikeouts, Season, Reliever**  
107 Curtis Leskanic, 1995
- Most Strikeouts, Game, Starter**  
14 Darryl Kile, Aug. 20, 1998 at Montreal
- Most Strikeouts, Consecutive Starts**  
22 Darryl Kile, Aug. 15-20, 1998  
22 Jorge De La Rosa, May 9-15, 2009
- Most Strikeouts, Game, Reliever**  
9 Bruce Ruffin, Sept. 14, 1993 (1) vs. Houston
- Most Strikeouts, Consecutive Batters Faced**  
5 10x (last: Marquis, Sept. 18, 2009 at ARI)
- Most Strikeouts, Inning**  
4 Bruce Ruffin, July 25, 1996 vs. Chicago (9th)
- Most Strikeouts, Consecutive, Start Of Game**  
5 Bruce Ruffin, June 13, 1993 vs. Houston

## WILD PITCHES

- Most Wild Pitches, Career**  
43 Ubaldo Jimenez, 2006-10
- Most Wild Pitches, Season**  
16 Ubaldo Jimenez, 2008 and 2010
- Most Wild Pitches, Game**  
3 David Nied, June 11, 1994 at Cincinnati  
Bryan Rekar, April 15, 1996 vs. San Diego  
Aaron Cook, July 9, 2003 vs. San Francisco  
Ubaldo Jimenez, April 25, 2008 at LAD

## BALKS

### Most Balks, Career

11 Armando Reynoso, 1993-96

### Most Balks, Season

6 Armando Reynoso, 1993

## PICKOFFS

### Most Pickoffs, Career (incl. caught stealings)

33 Jamey Wright, 1996-99, 2004-05

### Most Pickoffs, Season (incl. caught stealings)

8 Armando Reynoso, 1993  
Armando Reynoso, 1996  
Jamey Wright, 1998

### Most Pickoffs, Game

2 4x (last: J. Kennedy, May 30, 2004 at SF)

## PITCHING, ROOKIE SEASON

### Most Appearances

75 Javier Lopez, 2003

### Most Wins

16 Jason Jennings, 2002

### Lowest ERA (minimum 100 IP)

3.28 Jhoulys Chacin, 2010

### Most Games Started

33 Jeff Francis, 2005

### Most Complete Games

4 Armando Reynoso, 1993

### Most Shutouts

1 John Thomson, 1997  
Mark Brownson, 1998 (ML debut)  
Jason Jennings, 2001 (ML debut)

### Most Saves

3 Steve Reed, 1993

### Most Innings Pitched

189.0 Armando Reynoso, 1993

### Most Strikeouts

138 Jhoulys Chacin, 2010

## NUMBER OF PITCHES

### Most Pitches Thrown, Season

3,675 Darryl Kile, 1998

### Most Pitches Thrown, Game

153 Pedro Astacio, June 6, 1999 vs. Milwaukee

### Most Pitches Thrown, Career

19,636 Aaron Cook, 2002-10

## INHERITED RUNNERS STRANDED

### Pct. Inherited Runners Stranded, Season (Min 20)

94.3 Justin Speier, 2002

## INDIVIDUAL FIELDING

## FIELDING PERCENTAGE

### Highest Fielding Pct. Career (min. 250 games)

.996 **1B:** Todd Helton, 1997-2011  
.986 **2B:** Mike Lansing, 1998-2000  
.973 **3B:** Jeff Cirillo, 2000-01  
.987 **SS:** Troy Tulowitzki, 2006-2011  
.995 **C:** Chris Iannetta, 2006-11  
.992 **OF:** Carlos Gonzalez, 2009-2011  
1.000 **P:** Kevin Ritz, 1994-98 (min. 200 G / 50 GS)

### Highest Fielding Pct., Season (qualifiers)

.999 **1B:** Todd Helton, 2007  
.995 **2B:** Jamey Carroll, 2006  
.987 **3B:** Vinny Castilla, 2004  
.991 **SS:** Troy Tulowitzki, 2011  
1.000 **C:** Chris Iannetta, 2008  
.996 **OF:** Carlos Gonzalez, 2010  
1.000 **P:** 19x (last: Jason Hammel, 2009)

## TOTAL CHANCES

### Most Total Chances, Career

19,054 Todd Helton, 1997-2011

### Most Total Chances, Season

1,658 Andres Galarraga, 1996

### Most Total Chances, Game

**1B:** 25, Todd Helton, April 17, 2008 at SD (22)  
22, Todd Helton, June 28, 2011 vs. CWS (13)  
**2B:** 15, Eric Young, June 5, 1997 vs. SD (11)  
14, Jose Ortiz, Sept. 18, 2001 vs. ARI  
**3B:** 10, Vinny Castilla, June 7, 2004 vs. SF

**SS:** 17, Juan Uribe, June 30, 2003 vs. ARI (12)  
14, Juan Uribe, Sept. 17, 2002 vs. STL

14, Troy Tulowitzki, April 29, 2007 vs. ATL (11)

**OF:** 10, Willy Taveras, April 17, 2008 at SD (22)

**C:** 18, Yorvit Torrealba, April 17, 2008 at SD (22)

## PUTOUTS

### Most Putouts, Career

17,400 Todd Helton, 1997-2011

### Most Putouts, Season

1,528 Andres Galarraga, 1996

### Most Putouts, Game

**1B:** 25, Todd Helton, April 17, 2008 at SD (22)

**2B:** 9, Kazuo Matsui, June 25, 2007 vs. CHC

**3B:** 5, Vinny Castilla, July 6, 2004 at SF

Garrett Atkins, June 5, 2007 vs. Hou

**SS:** 8, Juan Uribe, Sept. 17, 2002 vs. STL

Troy Tulowitzki, April 10, 2010 vs. SD

**OF:** 10, Willy Taveras, April 17, 2008 at SD (22)

**C:** 18, Yorvit Torrealba, April 17, 2008 at SD (22)

## ASSISTS

### Most Assists, Career

2,269 Vinny Castilla, 1993-99, 2004, 2006

### Most Outfield Assists, Career

94 Larry Walker, 1995-2004

### Most Assists, Season

561 Troy Tulowitzki, 2007

### Most Outfield Assists, Season

17 Dante Bichette, 1999

### Most Assists, Game

**1B:** 5, Todd Helton, June 25, 1998 vs. HOU (12)

5, Todd Helton, Aug. 6, 1998 at PIT

5, Todd Helton, April 3, 2007 vs. ARI (11)

**2B:** 10, 4x, last: Barmes, May 21, 2009 at ATL

**3B:** 9, Jeff Cirillo, July 23, 2001 vs. SF

**SS:** 12, Juan Uribe, June 30, 2003 vs. ARI (12)

**OF:** 2, 19x (last: Fowler, May 19, 2009 at ATL)

**C:** 5, Joe Girardi, Aug. 5, 1994 vs. LA

### Most Outfield Assists, Inning

2 Harvey Pulliam, July 22, 1997 at Montreal

Derrick Gibson, May 15, 1999 at CIN

Dante Bichette, Aug. 22, 1999 at CHC

Jeromy Burnitz, April 27, 2004 vs. Florida

Matt Holliday, April 21, 2007 vs. SD

## ERRORS

### Most Errors, Career

107 Vinny Castilla, 1993-99, 2004

### Most Errors, Season

30 Walt Weiss, 1996

### Most Errors, Game

3 4x (last: Jose Ortiz, Sept. 18, 2001 vs. ARI)

### Most Errorless Games, Consecutive

158 Chris Iannetta, June 22, 2007-May 21, 2009

### Most Errorless Games, Consecutive, Infielder

98 T. Helton, Sept. 10, 2000-June 30, 2001

### Most Errorless Games, Consecutive, Season

96 Chris Iannetta, April 3-Sept. 28, 2008

### Most Errorless Total Chances, Consecutive

841 T. Helton, Sept. 10, 2000-June 30, 2001

## CATCHER CAUGHT STEALING

### Highest Caught Stealing Pct, Career & Season

.428 Miguel Olivo, 2010

### Most Runners Thrown Out, Season

37 Henry Blanco, 1999 (led league)

### Most Runners Thrown Out, Game

3 Charles Johnson, May 17, 2003 vs. Montreal

Henry Blanco, June 4, 1999 vs. Milwaukee

Henry Blanco, Aug. 31, 1999 vs. Pittsburgh

### Most Runners Thrown Out, Consecutive Steal Att.

5 Miguel Olivo, May 9-15, 2010

## OPPONENT RECORDS

## INDIVIDUAL BATTING, OPPONENT

### Most Hits, Game

6 Sammy Sosa, July 2, 1993 vs. Chicago  
Paul Lo Duca, May 28, 2001 at Los Angeles

**Most Home Runs, Game**

3 9x (last: C. Young, Sept. 6, 2009 vs. ARI)

**Most RBI, Game**9 Sammy Sosa, Aug. 10, 2002 vs. Chicago  
James Loney, Sept. 28, 2006 vs. LA**Most Hits, Season**

32 Jeff Kent, 2002 with San Francisco

**Most Home Runs, Season**10 Barry Bonds, 2001 with San Francisco  
Reggie Sanders, 2001 with Arizona**Most RBI, Season**

29 Phil Nevin, 2001 with San Diego

**Highest Average, Season (20 AB)**

.600 Ryan Ludwick, 2008 with St. Louis (12x20)

**Most Hits, Career**

225 Jeff Kent

**Most Home Runs, Career**

54 Barry Bonds

**Most RBI, Career**

141 Barry Bonds

**Highest Average, Career (75 AB)**

.410 Robin Ventura (43x105)

**INDIVIDUAL PITCHING, OPPONENT****Most Strikeouts, Game**

17 Randy Johnson, April 21, 2002 at Arizona

**Fewest Hits Allowed, Complete Game**0 Al Leiter, May 11, 1996 at Florida  
Hideo Nomo, Sept. 17, 1996 vs. LA**Most Wins, Season**

5 Brad Penny, 2006 with Los Angeles (5-0)

**Most Wins, Career**

19 Randy Johnson

**Highest Win Pct., Career**

.833 Hideo Nomo (10-2)

**Lowest ERA, Career (100.0 IP)**

2.47 Randy Johnson (211.1 ip / 58 er)

**CLUB BATTING, OPPONENT****Most Singles, Game**18 July 2, 1993 vs. Chicago  
April 18, 1997 vs. Atlanta**Most Doubles, Game**

10 Aug. 4, 1998 at Pittsburgh

**Most Triples, Game**3 June 6, 1994 vs. New York  
Sept. 20, 2006 vs. San Francisco  
June 27, 2008 at Detroit**Most Home Runs, Season, by One Opponent**

32 4x (last: Arizona, 2005)

**Most Extra-Base Hits, Game**

15 May 19, 1999 vs. Cincinnati

**Most Total Bases, Game**

55 May 19, 1999 vs. Cincinnati

**Most RBI, Game**

26 Aug. 18, 1995 vs. Chicago

**Most Left on Base, Game**

15 7x (last: Sept. 16, 2006 at ARI – 16 inn.)

**CLUB PITCHING, OPPONENT****Most Scoreless Innings, Consecutive**27.0 Aug. 29–Sept. 2, 2003  
July 27-30, 2009**Most Shutouts, Consecutive**2 May 5-6, 2000 (both at San Francisco)  
Aug. 30-31, 2002 (both at San Diego)  
Aug. 30-31, 2003 (both at Los Angeles)  
July 28-30, 2009 (both at NY Mets)**INDIVIDUAL & CLUB FIELDING, OPP.****Most Errors, Opponent, Game**

7 May 2, 2004 vs. Atlanta

**Most Errors, Individual Opponent, Game**

4 Mark DeRosa, May 2, 2004 vs. Atlanta

## UBALDO'S NO-NO

On April 17, 2010 at Turner Field, Ubaldo Jimenez threw the first no-hitter in Rockies history.

- ◆ Jimenez's line, 4/17/10 at ATL: 9.0 ip, 0 h, 0 r–er, 6 bb, 7 so, 31 batter faced.
- ◆ Jimenez threw the first no-hitter in Rockies franchise history in Colorado's 2,703rd game...entering the game, four existing teams in the MLB had not tossed a no-hitter: Colorado (1993), Tampa Bay (1998, also had no hitter in 2010), San Diego (1969) and New York-NL (1962)...prior to his no-hitter, the longest a Colorado pitcher had gone into a no-hitter was Jason Jennings, who went 6.2 ip without giving up a hit on 8/1/02 - Colorado at Pittsburgh (source: Elias Sports Bureau).
- ◆ Jimenez threw a career-high 128 pitches, 72 strikes, one more than his previous high (127 pitches, 6/12/09 vs. SEA)...his fastball averaged 96.8 mph.
- ◆ He faced 31 consecutive batters without allowing a hit during the no-hitter...when he reached 83 pitches, he had thrown 42 balls and 41 strikes, but he did not walk any batters after the 5th.
- ◆ Jimenez is the 4th Dominican player to throw a no-hitter - the most no-hitters by any country other than the U.S.



## MAJOR LEAGUE RECORDS (since 1900)

- Most Pinch Base-Hits, Season**  
28 John Vander Wal, 1995
- Most Appearances without a Loss, Start of Career**  
92 Mike DeJean, May 2, 1997–July 1, 1998
- Most Sacrifice Bunts in Two-Game Span**  
7 Cory Sullivan, June 14-15, 2006
- Most Seasons, Consecutive, Leading Lg. in Batting**  
8 Colorado, 1995-2002
- Most Total Bases, Season**  
2,748 Colorado, 2001
- Most Runs Scored at Home, Season**  
658 Colorado, 81 games, 1996
- Most Relief Losses, Season**  
39 Colorado, 2004
- Most Blown Saves, Season (since 1988)**  
34 Colorado, 2004
- Most Total Bases, Both Clubs, Nine-Inning Game**  
81 May 19, 1999; Cincinnati (55) at Colorado (26)
- Most Team Games, No Complete Game Shutouts**  
645 Colorado, Oct. 2, 2001–Sept. 23, 2005
- Fewest Shutouts Won, Season**  
0 Colorado, 1993
- Highest Fielding Percentage, Season, Team**  
.989 Colorado, 2007
- Highest Attendance, Season**  
4,483,350 Colorado, 1993
- Highest Attendance, Game**  
80,227 Colorado (vs. Montreal), April 9, 1993
- NATIONAL LEAGUE RECORDS (since 1900)**
- Most Extra-Base Hits, Consecutive, Same Season**  
6 Larry Walker, May 21-22, 1996
- Most Extra-Base Hits, Two Consecutive Games**  
6 Larry Walker, May 21-22, 1996
- Highest Fielding Percentage, Season, Third Baseman**  
.987 Vinny Castilla, 2004
- Most Errorless Games, Consecutive, Season (Third Base)**  
85 Jeff Cirillo, June 19-Oct. 7, 2001
- Most Errorless Chances Accepted, Consecutive, Season (Third Base)**  
230 Vinny Castilla, July 4–Oct. 3, 2004
- Most Extra-Base Hits, Season**  
598 Colorado, 2001
- Most Seasons, Consecutive, Leading Lg. in Slugging**  
5 Colorado, 1995-1999
- Most Home Runs, at Home, Season**  
149 Colorado, 1996
- Most Home Games, Hitting Home Runs, Consecutive**  
32 Colorado, April 19-July 3, 1999
- Most Home Runs Allowed, Season**  
239 Colorado, 2001
- Most Incomplete Games, Consecutive, Season**  
134 Colorado, April 1-Aug. 29, 2002
- Most Pitchers, Game**  
10 Colorado (vs. San Diego), Sept. 7, 2007
- Highest Attendance, Night Game**  
73,957 Colorado (vs. San Francisco), June 24, 1994

## NATIONAL LG. RECORDS TIED (since 1900)

- Most Home Runs by a Pitcher, Season**  
7 Mike Hampton, 2001
- Most Home Runs, Only Runs, Game**  
5 Atlanta (at Colorado), April 19, 1998 (Game 1)
- Most Solo Home Runs, Both Clubs, Game**  
7 Los Angeles (5) at Colorado (2), June 30, 1996
- Most Players, 100 or More RBI, Season**  
4 Colorado, 1996, 1997, 1999
- Most Pitchers, Inning**  
5 Colorado (at New York), May 18, 1997 (8th)
- Most Pitchers, Extra-Inning Game**  
10 Colorado, Aug. 22, 2000 vs. Atlanta (12 inn.)  
Colorado, Sept. 30, 2006 at Chicago-NL (11 inn.)
- Most Runs Scored, Both Clubs, Eighth Inning**  
14 Los Angeles (6) at Colorado (8), June 30, 1996

## MAJOR LEAGUE RECORDS TIED (since 1900)

- Most Hits, First Major League Game**  
4 Derrick Gibson, Sept. 8, 1998
- Most Home Runs, Consecutive Innings, Game**  
3 Andres Galarraga, June 25, 1995
- Most Hit by Pitch, Inning**  
2 Andres Galarraga, July 12, 1996 (7th)
- Most Stolen Bases, Game**  
6 Eric Young, June 30, 1996
- Most Stolen Bases, Inning**  
3 Eric Young, June 30, 1996 (3rd)
- Most Caught Stealing, Inning**  
2 Larry Walker, April 30, 1998 (7th)  
Eric Young, May 1, 1993 (8th)
- Most Hit Batters, Game**  
4 Pedro Astacio, April 22, 2001 at Arizona
- Most Innings Scored, Nine-Inning Game**  
9 Colorado, at Chicago, May 5, 1999
- Most Players, Both Clubs, Two or More HR, Game**  
4 Colorado (3) vs. Montreal (1), Aug. 14, 1999
- Most Players, Home Runs, Both Clubs**  
9 Colorado (5) vs. Seattle (4), June 9, 1999  
Colorado (4) vs. Chicago-NL (5), June 22, 1999
- Most Players, 40 or More Home Runs, Season**  
2 Colorado, 1996, 1997
- Most Players, 30 or More Home Runs, Season**  
4 Colorado, 1995, 1996, 1997, 1999
- Most Strikeouts by a Pitching Staff, Inning**  
4 Colorado (at San Diego), Sept. 19, 1995 (6th)  
Colorado (vs. Chicago), July 25, 1996 (9th)
- Most Pinch-Hit Home Runs, Game**  
2 Colorado, May 6, 1995 vs. Los Angeles
- Most Pinch-Hit Home Runs, Both Clubs, Game**  
3 Los Angeles (1) at Colorado (2), May 6, 1995  
3 San Diego (2) at Colorado (1), July 2, 1999
- Most No-Hit Games Against, Season**  
2 Colorado, 1996
- Fewest Complete Games, Season**  
1 Colorado, 1995  
Colorado, 2002





# Boxscore Superlatives

## Most Hits, Game

6	Andres Galarraga	July 3, 1995 vs. Houston
5	Eric Young	April 27, 1996 vs. Montreal (13 inn.)
5	Dante Bichette	June 30, 1996 vs. Los Angeles
5	Ellis Burks	June 18, 1997 vs. Texas
5	Vinny Castilla	July 22, 1997 at Montreal (12 inn.)
5	Neifi Perez	Sept. 28, 1997 vs. Los Angeles
5	Dante Bichette	April 6, 1998 at Houston
5	Vinny Castilla	May 14, 1998 at Chicago-NL
5	Todd Helton	May 3, 2000 vs. Montreal
5	Jeff Cirillo	June 18, 2000 vs. Arizona
5	Juan Pierre	Sept. 4, 2000 vs. Chicago-NL
5	Jose Ortiz	Aug. 10, 2001 at Cincinnati
5	Juan Pierre	Sept. 21, 2002 vs. Arizona
5	Ronnie Belliard	May 29, 2003 vs. Los Angeles
5	Aaron Miles	April 4, 2005 vs. San Diego
5	Willy Taveras	April 25, 2007 at New York-NL
5	Kazuo Matsui	July 3, 2007 vs. New York-NL
5	Garrett Atkins	July 4, 2008 vs. Florida
5	Troy Tulowitzki	July 21, 2008 vs. Los Angeles
5	Troy Tulowitzki	Aug. 10, 2009 vs. Chicago-NL
5	Miguel Olivo	May 12, 2010 vs. Philadelphia

## Hits, Back-to-Back Games

9	Juan Pierre	Sept. 21-22, 2002 vs. Arizona
8	Dante Bichette	June 12-13, 1993 vs. Houston
8	Andres Galarraga	June 14-15, 1993 vs. Los Angeles
8	Eric Young	Aug. 21-22, 1996 vs. St. Louis
8	Larry Walker	April 20-22, 1997 vs. Atlanta, Florida
8	Dante Bichette	Mar. 31-April 1, 1998 at Arizona
8	Dante Bichette	April 6-7, 1998 at Houston, vs. St. Louis
8	Mike Lansing	April 8-9, 1998 vs. St. Louis
8	Jeff Cirillo	June 17-18, 2000 vs. Arizona
8	Jamey Carroll	June 6-7, 2006 vs. Pittsburgh
8	Garrett Atkins	Sept. 18-19, 2006 vs. San Francisco
8	Matt Holliday	Sept. 16-18, 2007 vs. Florida, Los Angeles
8	Carlos Gonzalez	July 30-31, 2010 vs. Chicago

## Multi-Hit Games, Consecutive

8	Andres Galarraga	July 23-29, 1996
7	Vinny Castilla	Aug. 11-16, 1999
7	Larry Walker	June 15-22, 2002
6	Andres Galarraga	Sept. 12-17, 1993
6	Andres Galarraga	May 17-22, 1996
6	Eric Young	June 4-9, 1996
6	Andres Galarraga	Aug. 17-22, 1996
6	Ellis Burks	Sept. 9-14, 1996
6	Larry Walker	June 18-24, 1999
6	Todd Helton	June 28-July 3, 2000
6	Jeffrey Hammonds	July 25-30, 2000
6	Larry Walker	Aug. 12-18, 2001
6	Clint Barmes	June 3-8, 2009

## Most Doubles, Individual

4	Jeff Baker	May 30, 2008 vs. Chicago
3	Charlie Hayes	Sept. 15, 1993 vs. Houston
3	Eric Young	June 17, 1994 at Los Angeles
3	Larry Walker	April 26, 1995 vs. NY Mets (14 inn.)
3	Eric Young	Aug. 12, 1995 at Atlanta
3	Dante Bichette	Sept. 13, 1995 vs. Atlanta
3	Ellis Burks	May 25, 1998 at St. Louis
3	Mike Lansing	July 14, 1998 vs. San Diego
3	Dante Bichette	July 24, 1999 vs. St. Louis
3	Terry Shumpert	Sept. 29, 1999 at Arizona
3	Jeff Cirillo	April 4, 2000 at Atlanta
3	Neifi Perez	April 28, 2000 vs. New York-NL
3	Todd Helton	May 12, 2000 vs. San Francisco
3	Todd Helton	Aug. 10, 2000 at St. Louis
3	Jeff Cirillo	Aug. 20, 2000 vs. Florida
3	Neifi Perez	Aug. 25, 2000 at Pittsburgh
3	Larry Walker	July 14, 2001 at Texas
3	Bobby Estalella	May 23, 2002 vs. San Diego
3	Juan Pierre	Sept. 10, 2002 at Houston
3	Jay Payton	Sept. 22, 2002 vs. Arizona
3	Preston Wilson	May 4, 2003 at Chicago-NL (10 inn.)
3	Kit Pellow	Sept. 19, 2003 vs. San Diego
3	Royce Clayton	May 11, 2004 vs. Pittsburgh (12 inn.)
3	Charles Johnson	June 1, 2004 at San Diego
3	Aaron Miles	April 4, 2005 vs. San Diego
3	Clint Barmes	June 1, 2005 vs. St. Louis
3	Matt Holliday	June 27, 2006 at LA of Anaheim
3	Garrett Atkins	April 21, 2007 vs. San Diego
3	Scott Podsednik	July 19, 2008 vs. Pittsburgh
3	Dexter Fowler	Aug. 13, 2009 vs. Pittsburgh
3	Brad Hawpe	May 15, 2010 vs. Washington
3	Mark Ellis	July 2, 2011 vs. Kansas City

## Most Triples, Individual

2	Charlie Hayes	July 15, 1994 vs. St. Louis
2	Larry Walker	Sept. 15, 1995 vs. Florida
2	Larry Walker	May 22, 1996 vs. Pittsburgh
2	Larry Walker	July 24, 1998 vs. St. Louis
2	Neifi Perez	Sept. 14, 1999 vs. New York-NL
2	Terry Shumpert	April 19, 2000 at Arizona
2	Juan Pierre	July 14, 2001 at Texas
2	Todd Helton	April 19, 2002 at Arizona

2	Brent Butler	May 28, 2002 at San Diego (12 inn.)
2	Cory Sullivan	April 9, 2006 at San Diego
2	Todd Helton	June 5, 2007 vs. Houston
2	Dexter Fowler	Aug. 22, 2009 vs. San Francisco
2	Dexter Fowler	July 4, 2010 vs. San Francisco
2	Dexter Fowler	August 29, 2010 vs. Los Angeles
2	Seth Smith	Sept. 6, 2011 vs. Arizona

## Multi-RBI Games, Consecutive

5	Dante Bichette	July 23-28, 1995
4	Dante Bichette	May 21-24, 1994
4	Dante Bichette	July 2-4, 1994
4	Dante Bichette	Aug. 2-5, 1995
4	Ellis Burks	May 17-20, 1996
4	Andres Galarraga	May 19-22, 1996
4	Vinny Castilla	May 31-June 3, 1998
4	Larry Walker	April 27-30, 1999
4	Larry Walker	June 19-23, 1999
4	Tom Goodwin	April 30-May 3, 2000
4	Todd Helton	April 27-May 1, 2002
4	Jeromy Burnitz	Sept. 4-8, 2004
4	Brad Hawpe	Sept. 19-22, 2009

## Runs Batted In, Game

8	Andres Galarraga	June 27, 1996 vs. Los Angeles
8	Larry Walker	April 28, 1999 at St. Louis
8	Ronnie Belliard	Sept. 23, 2003 vs. Arizona
8	Matt Holliday	Sept. 20, 2005 vs. San Diego
7	Andres Galarraga	June 25, 1995 at San Diego
7	Andres Galarraga	May 4, 1996 at Cincinnati
7	Dante Bichette	Sept. 17, 1999 vs. Los Angeles
7	Jeff Hammonds	May 12, 2000 vs. San Francisco
7	Jeff Cirillo	Aug. 12, 2000 at Montreal
7	Todd Hollandsworth	April 15, 2001 vs. Arizona (10 inn.)
7	Jay Payton	Aug. 3, 2003 at Pittsburgh
7	Troy Tulowitzki	Aug. 10, 2009 vs. Chicago
7	Troy Tulowitzki	Sept. 15, 2010 vs. San Diego
7	Jason Giambi	May 19, 2011 at Philadelphia

## RBI, Two Straight Games

11	Larry Walker	April 28-29, 1999
10	Dante Bichette	July 16-17, 1994
10	Andres Galarraga	July 2-3, 1995
10	Andres Galarraga	June 27-28, 1996
10	Larry Walker	April 27-28, 1999
10	Preston Wilson	July 9-10, 2003
10	Garrett Atkins	Sept. 18-19, 2006

## RBI, Three Straight Games

15	Larry Walker	April 28-30, 1999
13	Dante Bichette	July 24-26, 1997
13	Larry Walker	April 27-29, 1999
13	Troy Tulowitzki	Sept 15-18, 2010

## RBI, Four Straight Games

17	Larry Walker	April 27-30, 1999
14	Dante Bichette	July 22-26, 1997
14	Troy Tulowitzki	Sept. 15-19, 2010
13	Andres Galarraga	June 30-July 3, 1995
13	Larry Walker	June 19-23, 1999
13	Jeff Cirillo	June 26-29, 2000
13	Preston Wilson	July 7-10, 2003

## Total Bases, Game

14	Jeff Cirillo	June 28, 2000 vs. San Francisco
14	Larry Walker	June 25, 2004 at Cleveland (10 inn.)
13	Andres Galarraga	July 3, 1995 vs. Houston
13	Larry Walker	May 21, 1996 vs. Pittsburgh
13	Larry Walker	April 28, 1999 at St. Louis
13	Vinny Castilla	June 5, 1999 vs. Milwaukee
13	Todd Helton	May 1, 2000 vs. Montreal
13	Todd Helton	May 29, 2003 vs. Los Angeles

## Outfield Assists, Game

2	Ellis Burks	April 24, 1994 vs. Chicago-NL
2	Dante Bichette	July 3, 1994 at St. Louis
2	Larry Walker	Aug. 27, 1995 vs. St. Louis
2	Larry Walker	April 13, 1997 vs. Montreal
2	Harvey Pulliam	July 22, 1997 at Montreal
2	John Vander Wal	Aug. 23, 1998 at Philadelphia
2	Derrick Gibson	May 15, 1999 at Arizona
2	Larry Walker	July 27, 1999 vs. Houston
2	Jeffrey Hammonds	April 29, 2000 vs. New York-NL
2	Larry Walker	Aug. 11, 2000 at Montreal
2	Larry Walker	Aug. 15, 2000 (1) at New York-NL
2	Mark Little	May 26, 2001 at San Francisco
2	Larry Walker	April 5, 2002 at Los Angeles
2	Larry Walker	June 7, 2002 at Toronto
2	Jeromy Burnitz	April 27, 2004 vs. Florida
2	Brad Hawpe	May 14, 2005 vs. Arizona
2	Matt Holliday	April 21, 2007 vs. San Diego
2	Dexter Fowler	May 19, 2009 at Atlanta



## CYCLES

### Rockies Cycles (6)

◆ **Dante Bichette** ◆

June 10, 1998 vs. Texas (W, 9-8, 10 inn.)

After going hitless in first two at-bats, doubled, homered, tripled and hit the game-winning 10th inning RBI single.

◆ **Neifi Perez** ◆

July 25, 1998 vs. St. Louis (W, 5-2)

Doubled, tripled, bunt single and then homered on a 0-1 pitch in the seventh inning.

◆ **Todd Helton** ◆

June 19, 1999 vs. Florida (W, 11-10)

Cycled in only four trips to the plate...doubled, singled, homered and tripled off the RF wall in the 7th.

◆ **Mike Lansing** ◆

June 18, 2000 vs. Arizona (W, 19-2)

His four-inning cycle is believed to be the fastest in major league history...triple, homer, double, single.

◆ **Troy Tulowitzki** ◆

August 10, 2009 vs. Chicago Cubs (W, 11-5)

Home run, single, double, triple...first shortstop in MLB history to go 5-for-5 (or better) and have at least 7 RBI in same game.

◆ **Carlos Gonzalez** ◆

July 31, 2010 vs. Chicago Cubs (W, 6-5)

Single, triple, double, Home run...third player in MLB history to hit walk-off HR to complete his cycle...HR was 29th upper deck HR at Coors.

### Opponents Cycles (3)

◆ **John Mabry** ◆

May 18, 1996 vs. St. Louis (W, 9-8)

The 15th Cardinal to hit for the cycle and first since 1964 (Ken Boyer) to do it in natural order (single, double, triple, homer).

◆ **Craig Biggio** ◆

April 8, 2002 vs. Houston (L, 4-8)

Became the sixth player in Astros history to hit for the cycle...single, triple, homer, double...accomplished the feat in the Rockies 2002 home opener.

◆ **Fred Lewis** ◆

May 13, 2007 vs. San Francisco (L, 2-15)

Became the 24th player in Giants history to hit for the cycle...double, homer, triple, single...the cycle came in the game in which he hit his first Major League HR, 4th time in MLB history that has happened.

◆ **Pablo Sandoval** ◆

Sept. 15, 2011 vs. San Francisco (L, 5-8)

Became 25th player in Giants history to hit for the cycle...homer, single, double, triple...4th Giants third baseman to hit for cycle.

## LONGEST HITTING STREAKS

Games	Player	Dates	Average (H-AB)
23	Dante Bichette	May 22 – June 18, 1995	.404 (40-for-99)
22	Vinny Castilla	Aug. 9 – Sept. 1, 1997	.386 (32-for-83)
21	Larry Walker	April 25 – May 19, 1999	.506 (41-for-81)
20	Larry Walker	May 4-25, 1998	.342 (27-for-79)
19	Eric Young	July 18 – Aug. 10, 1995	.425 (32-for-75)
19	Dante Bichette	July 19 – Aug. 8, 1995	.333 (26-for-78)
18	Jeffrey Hammonds	May 29 – June 21, 2000	.426 (29-for-68)
18	Larry Walker	June 14 – July 3, 1999	.471 (33-for-70)
17	Todd Helton	June 15 – July 2, 2003	.391 (27-for-69)
17	Matt Holliday	Aug. 10 – Aug. 27, 2007	.329 (24-for-73)
17	Larry Walker	July 15 – Aug. 3, 2002	.462 (30-for-65)
17	Juan Uribe	April 16 – May 5, 2002	.368 (25-for-68)
17	Neifi Perez	June 1-19, 2001	.346 (28-for-81)
17	Eric Young	June 3-21, 1996	.443 (31-for-70)

### Home Hitting Streaks

G	Batter	Dates
30	Larry Walker	May 18 – July 21, 2002
27	Eric Young	June 7 – July 25, 1996
27	Neifi Perez	April 27 – June 22, 2001
25	Matt Holliday	May 16 – July 6, 2007
25	Dante Bichette	April 26 – June 18, 1995
22	Todd Helton	June 24 – Aug. 17, 2005
22	Andres Galarraga	May 30 – July 7, 1993
21	Jeff Cirillo	May 24 – July 13, 2000
19	Vinny Castilla	Aug. 9 – Sept. 9, 1998
19	Dante Bichette	July 19 – Aug. 25, 1995
19	Garrett Atkins	July 6 – Aug. 24, 2008
18	Dante Bichette	June 5 – July 17, 1994
18	Larry Walker	July 6 – Sept. 7, 2001
18	Todd Helton	Sept. 29, 2001 - May 2, 2002

### Road Hitting Streaks

G	Batter	Dates
21	Vinny Castilla	July 17 – Sept. 1, 1997
19	Matt Holliday	Sept. 8, 2005 – April 13, 2006
19	Cory Sullivan	Sept. 14, 2005 – April 27, 2006
16	Todd Helton	June 15 – July 20, 2003
15	Eric Young	July 1 – Aug. 10, 1995
15	Andres Galarraga	May 21 – June 21, 1997
15	Larry Walker	April 25 – May 26, 1999
15	Todd Helton	Aug. 19 – Sept. 16, 2006
14	Ellis Burks	May 12 – June 23, 1996
14	Larry Walker	May 4 – May 25, 1998
14	Clint Barmes	July 1 – Aug. 5, 2006
14	Willy Taveras	July 25 – Aug. 20, 2008

# CONSECUTIVE GAME ON-BASE STREAKS

## Overall

## Home

## Road

Gm	Batter	Dates
41	Todd Helton	Aug. 28, 2007-April 9, 2008
41	Andres Galarra	Sept. 17, 1996-May 10, 1997
38	Matt Holliday	July 22– Sept. 2, 2007
35	Larry Walker	April 27–June 8, 2002
35	Todd Helton	May 28–July 5, 2006
34	Larry Walker	May 4–June 9, 1997
33	Eric Young	July 1–Aug. 10, 1995
32	Todd Helton	Aug. 28– Oct. 1, 2007
31	Larry Walker	April 17–May 23, 2001

Gm	Batter	Dates
49	Vinny Castilla	Sept. 6, 1997–June 27, 1998
48	Todd Helton	Sept. 5, 2005–June 14, 2002
47	Eric Young	July 27, 1996–May 25, 1997
46	Eric Young	Sept. 30, 1986–July 25, 1996
45	A. Galarra	June 7–Sept. 12, 1996
39	Larry Walker	April 27–July 21, 2002
38	Jeff Cirillo	April 8–June 14, 2002
38	Todd Helton	Aug. 20, 2007–May 6, 2008

Gm	Batter	Dates
37	Larry Walker	April 2–June 25, 1997
32	Matt Holliday	July 22, 2007–April 13, 2008
27	Matt Holliday	June 14–Aug. 16, 2008
27	A. Galarra	July 19 (2)–Sept. 21, 1997
23	Todd Helton	June 10 – Aug. 6, 2009
23	A. Galarra	Sept. 7, 1996–May 10, 1997
23	Eric Young	Aug. 16, 1995–May 6, 1996

## BATTING AROUND TWICE IN THE SAME GAME (24)

### Date / Opponent

Aug. 12, 1995 at Atlanta  
 June 12, 1997 at Seattle  
 June 21, 1998 vs. Los Angeles  
 June 9, 1999 vs. Seattle  
 Sept. 17, 1999 vs. Los Angeles  
 April 28, 2000 vs. New York  
 May 1, 2000 vs. Montreal  
 May 3, 2000 vs. Montreal  
 May 12, 2000 vs. San Fran.  
 June 17, 2000 vs. Arizona  
 July 18, 2000 vs. Oakland  
 Aug. 12, 2000 at Montreal

### Innings

3rd / 8th  
 2nd / 5th  
 2nd / 6th  
 3rd / 7th  
 2nd / 5th  
 3rd / 6th  
 5th / 6th  
 3rd / 4th  
 1st / 3rd  
 5th / 8th  
 4th / 8th  
 6th / 9th

### Date / Opponent

April 24, 2001 vs. Chicago  
 April 29, 2001 vs. Cincinnati  
 May 10, 2001 vs. New York  
 May 22, 2001 vs. Los Angeles  
 July 3, 2002 vs. San Francisco  
 Sept. 21, 2002 vs. Arizona  
 July 26, 2003 vs. Milwaukee  
 Aug. 3, 2003 at Pittsburgh  
 June 24, 2005 vs. Kansas City  
 Sept. 28, 2006 vs. Los Angeles  
 July 22, 2008 vs. Los Angeles  
 Aug. 22, 2009 vs. San Francisco

### Innings

4th / 5th  
 6th / 8th  
 6th / 7th  
 5th / 7th  
 2nd / 8th  
 5th / 7th  
 3rd / 6th  
 1st / 5th  
 4th / 7th  
 1st / 4th  
 3rd / 8th  
 6th / 7th

## STEALS OF HOME (15)

### PLAYER

Charlie Hayes  
 Dante Bichette  
 Andres Galarra  
 Larry Walker  
 Walt Weiss  
 Eric Young  
 Ellis Burks  
 Quinton McCracken  
 Kevin Ritz  
 Todd Helton  
 Tom Goodwin  
 Todd Helton  
 Greg Norton  
 Matt Holliday  
 Chris Nelson

### DATE

June 22, 1993  
 July 23, 1993  
 June 14, 1995  
 June 30, 1995  
 May 5, 1996  
 June 30, 1996  
 July 14, 1996  
 May 21, 1997  
 June 5, 1997  
 May 30, 1998  
 June 7, 2000  
 Sept. 24, 2000  
 Sept. 29, 2001  
 Aug. 9, 2006  
 Sept. 9, 2010

### INN.

6  
 1  
 2  
 1  
 7  
 3  
 5  
 1  
 4  
 2  
 1  
 3  
 3  
 9  
 8

### OPPONENT

vs. Cincinnati  
 vs. St. Louis  
 vs. Cincinnati  
 at Los Angeles  
 vs. Florida  
 vs. Los Angeles  
 vs. San Diego  
 at San Francisco  
 vs. San Diego  
 vs. Houston  
 at Seattle  
 vs. Florida  
 vs. Milwaukee  
 at Los Angeles  
 vs. Cincinnati

### PITCHER / BATTER

Ayala/Oliver  
 Watson/Pagnozzi  
 Schourek/Berryhill  
 Candiotti/Piazza  
 Rapp/Johnson  
 Nomo/Piazza  
 Valenzuela/Flaherty  
 Rueter/Jensen  
 Hitchcock/Hernandez  
 Schourek/Ausmus  
 Moyer/Lampkin  
 Sanchez/Castro  
 Haynes/Ochoa  
 Saito/Martin  
 Masset/Olivo

## THE 56th HALL OF FAME GAME, JULY 29, 2002

Photo courtesy of the National Baseball Hall of Fame



Home Run Derby winner Greg Norton poses with Hall President Dale Petroskey and Chairman Jane Forbes Clark

### Offensive Records Fall as Rockies Top Sox, 18-10

The Colorado Rockies made their lone appearance in the Hall of Fame Game in 2002, pounding out a record 24 hits en route to an 18-10 win over the Chicago White Sox. Chicago's 2 runs in the bottom of the sixth inning put the Sox out in front, 6-5. From there, a 7-spot by the Rockies in the top of the seventh broke open a tight game, while 6 more runs in the top of the ninth made the game the highest scoring contest in Hall of Fame Game history. MVP Mark Little became the first player in Game history to record 5 hits, going 5-for-6 with 4 RBI. Ben Petrick also drove in 4 runs and Bryan Peck collected 4 hits. Greg Norton won the pre-game Home Run derby, belting 4 long balls.

TEAM	1	2	3	4	5	6	7	8	9	R	H	E
Colorado	0	1	0	3	1	0	7	0	6	18	24	2
Chicago	0	2	0	0	2	2	2	2	0	10	11	2

ATTENDANCE: 9,781 (sellout) TIME OF GAME: 2:51  
 GAME TIME TEMP: 92 degrees, partly cloudy  
 FIRST PITCH: 2:08 PM  
 MVP: Mark Little, Colorado Rockies  
 HOME RUN DERBY WINNER: Greg Norton of the Rockies (4 total)

# INDIVIDUAL WINNING / LOSING STREAKS

## Consecutive Winning Starts

7	Jorge De La Rosa, June 21-July 30, 2009
7	Ubaldo Jimenez, May 15-June 17, 2010
6	Aaron Cook, April 13-May 9, 2008
5	Bill Swift, June 21-July 20, 1995
5	Pedro Astacio, Aug. 28-Sept. 19, 1997
5	Brian Bohanon, April 8-May 3, 1999
5	Jason Jennings, Aug. 1-23, 2002
5	Aaron Cook, June 6-28, 2009

## Consecutive Winning Decisions

9	Julian Tavarez, May 16-Sept. 5, 2000
9	Ubaldo Jimenez, May 15-July 8, 2010
8	Jeff Francis, June 14-Aug. 8, 2007
8	M. DeJean, May 12, 1997-June 28, 1998
7	Bill Swift, June 21-Sept. 20, 1995
7	Jason Jennings, April 28-June 11, 2002
7	Jorge De La Rosa, June 21-July 30, 2009
7	Aaron Cook, June 6-July 26, 2009

## Consecutive Losing Decisions

12	J. Jimenez, July 1, 2002-July 30, 2003
10	J. Thomson, Aug. 21, 1999-Aug. 8, 2001
10	S. Chacon, June 29, 2003-June 20, 2004
8	Greg W. Harris, June 10-Aug. 7, 1994
8	Darryl Kile, May 15-July 2, 1998
8	J. Thomson, Aug. 28, 1998-May 12, 1999

# CONSECUTIVE SAVES

## Saves, Consecutive Appearances

9	Darren Holmes, Aug. 8-28, 1993
7	Jose Jimenez, Aug. 1-18, 2002
7	Huston Street, June 8-18, 2009
6	Jay Powell, Aug. 26-Sept. 4, 2001
6	Brian Fuentes, July 28-Aug. 9, 2006
6	Huston Street, July 17-Aug. 2, 2009

## Save Opp., Consecutive, Converted

26	Huston Street, June 8 - Sept. 27, 2009
21	Brian Fuentes, July 25, 2005-April 27, 2006
17	Brian Fuentes, July 7-Sept. 25, 2008
17	Jose Jimenez, Sept. 23, 2001-June 1, 2002
16	Manny Corpas, July 7-Sept. 19, 2007
16	Darren Holmes, June 11-Aug. 28, 1993
14	Huston Street, June 4-July 29, 2011
13	Bruce Ruffin, Sept. 8, 1996-May 16, 1997

# SHUTOUTS

## Complete-Game Shutouts Rockies (26)

Pitcher	Date	Opponent	H	BB	SO
David Nied	June 21, 1994	vs. Houston	4	1	4
<b>Mark Thompson</b>	<b>Aug. 6, 1996</b>	<b>vs. Florida</b>	<b>7</b>	<b>4</b>	<b>4</b>
Roger Bailey	April 16, 1997	at Chicago	5	1	0
<b>Roger Bailey</b>	<b>May 4, 1997</b>	<b>vs. Philadelphia</b>	<b>9</b>	<b>0</b>	<b>3</b>
John Thomson	Aug. 6, 1997	at New York	4	3	2
Darryl Kile	April 30, 1998	at New York	4	5	8
Mark Brownson*	July 21, 1998	at Houston	4	1	7
<b>Brian Bohanon</b>	<b>Aug. 28, 1999 (2)</b>	<b>vs. Philadelphia</b>	<b>4</b>	<b>4</b>	<b>10</b>
Brian Bohanon	Sept. 13, 2000	at San Diego	9	3	3
<b>Mike Hampton</b>	<b>May 9, 2001</b>	<b>vs. New York</b>	<b>7</b>	<b>3</b>	<b>5</b>
Pedro Astacio	July 5, 2001	at San Diego	3	2	7
Jason Jennings*	Aug. 23, 2001	at New York	5	4	8
<b>John Thomson</b>	<b>Sept. 30, 2001</b>	<b>vs. Milwaukee</b>	<b>5</b>	<b>3</b>	<b>9</b>
Sunny Kim	Sept. 24, 2005	vs. San Fran.	3	1	3
<b>Jason Jennings</b>	<b>May 6, 2006</b>	<b>vs. Houston</b>	<b>7</b>	<b>1</b>	<b>9</b>
Jason Jennings	May 29, 2006	at San Diego	2	3	7
Josh Fogg	June 30, 2006	at Seattle	2	1	1
<b>Jeff Francis</b>	<b>July 24, 2006</b>	<b>vs. St. Louis</b>	<b>2</b>	<b>0</b>	<b>8</b>
Jeff Francis	Aug. 29, 2007	at San Francisco	6	1	3
<b>Aaron Cook</b>	<b>July 1, 2008</b>	<b>vs. San Diego</b>	<b>5</b>	<b>0</b>	<b>4</b>
Aaron Cook	May 21, 2009	at Atlanta	4	1	3
Jason Marquis	June 30, 2009	Los Angeles-NL	2	0	3
Ubaldo Jimenez	April 17, 2010	at Atlanta	0	6	7
Ubaldo Jimenez	May 31, 2010	at San Francisco	4	2	9
<b>Jhoulys Chacin</b>	<b>April 15, 2011</b>	<b>vs. Chicago-NL</b>	<b>6</b>	<b>2</b>	<b>7</b>
Ubaldo Jimenez	June 1, 2011	at Los Angeles-NL	4	0	7

\*—Major League debut

—Purple Bold Indicates at Coors Field

## Complete-Game Shutouts Opponents (47)

Pitcher	Date	Opponent	H	BB	SO
Dwight Gooden	April 5, 1993	at New York	4	1	4
Andy Benes	May 17, 1993	at San Diego	3	2	7
Orel Hershiser	May 21, 1993	at Los Angeles	5	0	7
Ramon Martinez	May 23, 1993	at Los Angeles	3	3	8
Doug Drabek	May 27, 1993	at Houston	7	1	3
Terry Mulholland	May 29, 1993	vs. Philadelphia	6	1	2
Tom Glavine	July 1, 1993	at Atlanta	4	0	2
Mike Morgan	July 15, 1993	at Chicago	5	0	5
Pete Harnisch	Aug. 14, 1993	at Houston	3	2	12
Pedro Astacio	Sept. 18, 1993	vs. Los Angeles	7	1	6
Jose Rijo	Sept. 25, 1993	vs. Cincinnati	1	0	8
Andy Benes	May 6, 1994	at San Diego	4	1	10
Patt Rapp	July 22, 1994	vs. Florida	3	3	8
Greg Maddux	Aug. 11, 1994	vs. Atlanta	3	0	4
<b>Tom Glavine</b>	<b>June 16, 1995</b>	<b>vs. Atlanta</b>	<b>6</b>	<b>1</b>	<b>4</b>
Joey Hamilton	June 24, 1995	at San Diego	4	2	5
Hideo Nomo	June 29, 1995	at Los Angeles	6	1	13
Paul Wagner	Aug. 29, 1995	at Pittsburgh	1	3	11
Frank Castillo	Sept. 4, 1995	at Chicago	5	0	3
<b>Pat Rapp</b>	<b>Sept. 17, 1995</b>	<b>vs. Florida</b>	<b>1</b>	<b>1</b>	<b>7</b>
Al Leiter	May 11, 1996	at Florida	0	2	6
<b>Hideo Nomo</b>	<b>Sept. 17, 1996</b>	<b>vs. Los Angeles</b>	<b>0</b>	<b>4</b>	<b>8</b>
<b>Tom Glavine</b>	<b>April 18, 1997</b>	<b>vs. Atlanta</b>	<b>8</b>	<b>1</b>	<b>6</b>
<b>Pedro Martinez</b>	<b>July 29, 1997</b>	<b>vs. Montreal</b>	<b>5</b>	<b>1</b>	<b>13</b>
<b>Dave Mlicki</b>	<b>June 18, 1998</b>	<b>vs. Los Angeles</b>	<b>7</b>	<b>2</b>	<b>4</b>
Curt Schilling	May 29, 1999	at Philadelphia	4	1	9
<b>Andy Ashby</b>	<b>July 4, 1999</b>	<b>vs. San Diego</b>	<b>6</b>	<b>0</b>	<b>6</b>
Randy Johnson	April 20, 2000	at Arizona	4	3	8
Shawn Estes	May 6, 2000	at San Fran.	9	3	6
Russ Ortiz	July 18, 2001	at San Fran.	5	1	3
Roy Halladay	June 7, 2002	at Toronto	2	0	4
Odalys Perez	June 25, 2002	at Los Angeles	1	1	6
Livan Hernandez	July 12, 2002	at San Fran.	4	4	8
Jeff Suppan	June 29, 2003	at Pittsburgh	4	2	6
Steve Trachsel	Aug. 18, 2003	at New York-NL	1	0	3
Randy Johnson	Sept. 14, 2003	at Arizona	1	1	12
Carlos Zambrano	May 7, 2004	at Chicago-NL	2	0	5
Tom Glavine	May 23, 2004	at New York-NL	1	1	8
Jeff Weaver	Sept. 12, 2005	at Los Angeles	3	1	9
Tom Glavine	Sept. 29, 2005	at New York-NL	2	2	11
Tim Hudson	May 1, 2006	at Atlanta	1	3	5
Andy Pettitte	May 14, 2006	at Houston	3	1	7
Dustin McGowan	June 24, 2007	at Toronto	1	1	7
<b>Roy Oswalt</b>	<b>Sept. 6, 2008</b>	<b>vs. Houston</b>	<b>1</b>	<b>2</b>	<b>6</b>
J.A. Happ	Aug. 5, 2009	at Philadelphia	4	2	10
Johan Santana	Aug. 12, 2010	at New York-NL	4	2	10
Ted Lilly	Aug. 19, 2010	at Los Angeles	2	2	11



Ubaldo Jimenez

## Combined Shutouts Rockies (73)

Date	Opp.	Pitchers
April 14, 1994	at PHI	Nied, Ruffin, Holmes
May 8, 1994	at SD	Nied, M. Muñoz, S. Reed
May 15, 1994	at HOU	Reynoso, S. Reed, Ruffin
Aug. 10, 1994	vs. ATL(6)	Ritz, S. Reed
Aug. 30, 1995	at PIT	Rekar, S. Reed
June 1, 1996	at Pit	Ritz, S. Reed, Painter, Ruffin
<b>June 12, 1996</b>	<b>vs. Hou</b>	<b>Freeman, Holmes, Hawblitzel</b>
July 7, 1996	at LA	Ritz, Leskanic, Ruffin
<b>July 27, 1997</b>	<b>vs. CHI</b>	<b>Thomson, Holmes</b>
Sept. 14, 1997	at ATL	Astacio, Dipoto
April 1, 1998	at ARI	Thomson, McElroy
Sept. 12, 1998	at SD	Astacio, McElroy, Dipoto
Sept. 20, 1998	at SD (11)	Kile, Veres
May 30, 1999	at PHI	Kile, DeJean, Veres
June 24, 2000	at ARI	Yoshii, G. White, Myers, Jimenez
<b>April 2, 2001</b>	<b>vs. STL</b>	<b>Hampton, Jimenez</b>
April 18, 2001	at SD	Hampton, K. Davis
April 19, 2001	at SD	Neagle, Wasdin, G. White, Jimenez
Oct. 5, 2001	at SD	Jennings, Speier, J. Powell, Jimenez
<b>April 30, 2002</b>	<b>vs. PIT</b>	<b>Hampton, R. White, M. James</b>
<b>May 1, 2002</b>	<b>vs. PIT</b>	<b>Neagle, Jimenez</b>
May 8, 2002	at MON	Chacon, Nichting, Mercker, R. White
July 15, 2002	at SD	Stark, Speier, T. Jones
Aug. 1, 2002	at PIT	Jennings, Speier, Jimenez
<b>Aug. 9, 2002</b>	<b>vs. CHI</b>	<b>Neagle, T. Jones, Jimenez</b>
Aug. 12, 2002	at FLA	Jennings, Speier, T. Jones, Jimenez
Sept. 24, 2002	at LA	Stark, T. Jones, Jimenez
<b>April 20, 2003</b>	<b>vs. SD</b>	<b>Chacon, Fuentes, Jimenez</b>
<b>May 18, 2003</b>	<b>vs. MON</b>	<b>Chacon, Fuentes, Speier, Lopez, Reed, Jimenez</b>
<b>May 28, 2003</b>	<b>vs. LA</b>	<b>Chacon, Darenbourg</b>
June 10, 2003	at MIN	Jennings, Fuentes
May 5, 2004	at MON	Kennedy, Harikala, Fuentes, Nuñez, Chacon
June 24, 2004	at MIL	Cook, Chacon
<b>June 10, 2005</b>	<b>vs. DET</b>	<b>Wright, Witasick, Fuentes</b>
June 30, 2005	at STL	Francis, Miceli, Witasick, Cortes
<b>July 9, 2005</b>	<b>vs. SD</b>	<b>Jennings, Witasick, Fuentes</b>
<b>May 3, 2006</b>	<b>vs. CIN</b>	<b>Francis, Mesa, Fuentes</b>
<b>June 19, 2006</b>	<b>vs. OAK</b>	<b>B. Kim, Ramirez, Mesa, King</b>
<b>June 20, 2006</b>	<b>vs. OAK</b>	<b>Jennings, Martin, Fuentes</b>
<b>June 25, 2006</b>	<b>vs. TEX</b>	<b>B. Kim, Mesa, Fuentes</b>
May 23, 2007	at ARI	Francis, Corpas, Fuentes
June 30, 2007	at HOU	Francis, Hawkins, Affeldt
Aug. 15, 2007	at SD	U. Jimenez, Hawkins, Julio, Corpas
Sept. 12, 2007	at PHI	Bautista, Redman, Morillo, Newman
<b>Sept. 16, 2007</b>	<b>vs. FLA</b>	<b>Morales, Julio, Fuentes, Corpas</b>
Sept. 26, 2007	at LA	Fogg, Affeldt, Fuentes, Corpas
June 3, 2008	at LA	Francis, Buchholz, Fuentes
<b>June 11, 2008</b>	<b>vs. SF</b>	<b>Jimenez, Buchholz, Fuentes</b>
June 14, 2008	at CWS	De La Rosa, Grilli, Buchholz, Fuentes
July 27, 2008	at CIN	Jimenez, Speier, Vizzcaino, Wells
<b>Sept. 1, 2008</b>	<b>vs. SF</b>	<b>De La Rosa, Corpas, Fuentes</b>
<b>Sept. 14, 2008</b>	<b>vs. LA</b>	<b>Cook, Fuentes, Corpas</b>
<b>Sept. 17, 2008</b>	<b>vs. SD</b>	<b>Hernandez, Rusch, Speier, Corpas, Fuentes</b>
April 7, 2009	at ARI	Jimenez, Corpas, Street
<b>May 29, 2009</b>	<b>vs. SD</b>	<b>Marquis, Street</b>
July 3, 2009	<b>vs. ARI</b>	<b>De La Rosa, Peralta, Street</b>
July 6, 2009	<b>vs. WAS</b>	<b>Marquis, Street</b>
<b>Aug. 12, 2009</b>	<b>vs. PIT</b>	<b>Jimenez, Morales</b>
<b>April 9, 2010</b>	<b>vs. SD</b>	<b>De La Rosa, Betancourt, Rogers</b>
April 22, 2010	at WAS	Jimenez, Beime, Morales
May 8, 2010	at LAD	Chacin, Flores, Beime
May 20, 2010	at HOU	Jimenez, Belisle, Corpas
May 22, 2010	at KC	Francis, Beime, Belisle, Corpas
<b>June 12, 2010</b>	<b>vs. HOU</b>	<b>Hammel, Corpas</b>
<b>June 18, 2010</b>	<b>vs. MIL</b>	<b>Hammel, Beime, Betancourt, Corpas</b>
July 18, 2010	at CIN	Cook, Beime, Betancourt, Street
July 20, 2010	at FLA	Francis, Chacin, Flores
Aug. 22, 2010	at ARI	Chacin, Beime, Street
<b>April 5, 2011</b>	<b>vs. LAD</b>	<b>Chacin, Betancourt, Street</b>
June 6, 2011	at SD	Mortensen, Brothers, Belisle, Betancourt, Reynolds, Street
<b>July 1, 2011</b>	<b>vs. KC</b>	<b>Nicasio, Escalona</b>
<b>July 15, 2011</b>	<b>vs. MIL</b>	<b>Nicasio, Lindstrom, Street</b>
Sept. 2, 2011	at SD	Millwood, Brothers, Betancourt

## Combined Shutouts Opponents (100)

Date	Opp.	Pitchers
April 20, 1993	at STL	Arocha, Olivares
June 27, 1993	at SF	Swift, M. Jackson
June 15, 1994	at Atl	Smoltz, Stanton, Bedrosian
May 15, 1995	at Atl	Mercker, Borbon, Wohlers
May 19, 1995	at Cin	Schourek, Brantley
May 10, 1995	at Chi	M. Morgan, R. Myers
Aug. 14, 1995	at Cin	Burba, M. Jackson, Brantley
Sept. 23, 1995	at SF	Brewington, Service, Barton, Beck
July 21, 1996	at SD	Tewksbury, Hoffman
Aug. 13, 1996	at Fla	A. Leiter, J. Powell, Nen

Date	Opp.	Pitchers
<b>May 24, 1997</b>	<b>vs. HOU</b>	<b>Kile, R. Springer, B. Wagner</b>
June 25, 1997	at LA	Valdes, Radinsky, Dreifort, D. Hall
July 4, 1997	at SF	Estes, Beck
July 6, 1997	at SF	Gardner, Johnstone, Poole, D. Henry
July 19, 1997(1)	at CHI	Trachsel, Wendell
<b>Aug. 12, 1997</b>	<b>vs. PHI</b>	<b>Beech, Brewer, Spradlin</b>
May 9, 1998	at MON	T. Moore, M. Maddux, Urbina
May 12, 1998	at PIT	Loaiza, Rincon
May 21, 1998	at ATL	Neagle, D. Martinez, Ligtenberg
June 5, 1998	at ANA	Dickson, Cadaret, Delucia, Percival
Sept. 16, 1998	at LA	Bohanon, Shaw
April 10, 1999	at LA	K. Brown, Shaw
April 3, 2000	at ATL	Maddux, Remlinger
May 5, 2000	at SF	Nathan, Johnstone, Embree
June 23, 2000	at ARI	B. Anderson, Kim
July 4, 2000 (N)	at SF	Gardner, F. Rodriguez, Nen
July 28, 2000	at MIL	Jamey Wright, R. King, Weathers
July 31, 2000	at CHI	Tapani, Heredia, Rain, Aguilera
May 19, 2001	at FLA	Penny, Almanza, Alfonsoeca
April 5, 2002	at LA	Ashby, Daal
Aug. 14, 2002	at LA	Penny, Llyod
Aug. 30, 2002	at SD	Tomko, Hoffman
Aug. 31, 2002	at SD	Condrey, Villafuerte, Hoffman
June 1, 2003	at SF	Rueter, Nathan, Eyre, Rodriguez
July 18, 2003	at SF	Brower, Christiansen, Nathan, Rodriguez
July 24, 2003	at LA (11)	Brown, Gagne, Quantrill, Martin, Shuey
Aug. 2, 2003	at PIT	Meadows, Boehringner, Lincoln
Aug. 15, 2003	at NYM	Glavine, Roberts, Stanton
Aug. 30, 2003	at LA	Ishii, Mota, Martin, Shuey
Aug. 31, 2003	at LA	Od. Perez, Martin, Gagne
<b>Sept. 18, 2003</b>	<b>vs. HOU</b>	<b>W. Miller, Dotel, Galo</b>
Sept. 26, 2003	at SD	Eaton, Linebrink, Matthews, Witasick, Villafuerte
<b>June 17, 2004</b>	<b>vs. BOS</b>	<b>D. Lowe, Williamson, Dinaro</b>
<b>July 17, 2004</b>	<b>vs. SF</b>	<b>Schmidt, Brower, Eyre</b>
Aug. 15, 2004	at PIT	Fogg, Gonzalez, Torres, Mesa
Aug. 27, 2004	at FLA	Valdez, Perisho, Mota, Benitez
April 11, 2005	at ARI	Halsey, Bruney, Koplove, Lyon
May 6, 2005	at FLA	Willis, Bump, Moehler
June 20, 2005	at HOU	Pettitte, Franco, Qualls
July 1, 2005	at STL	Carpenter, King, Tavarez
July 19, 2005	at WAS	Patterson, Stanton, Cordero
July 24, 2005	at PIT	Redman, Mesa
<b>Aug. 13, 2005</b>	<b>vs. WAS</b>	<b>Armas, Stanton, Carrasco, Eischen</b>
<b>Aug. 17, 2005</b>	<b>vs. MIL</b>	<b>Capuano, Eveland, Capellan, Turbow</b>
<b>April 16, 2006</b>	<b>vs. PHI</b>	<b>Myers, Rhodes, Gordon</b>
May 26, 2006	at SF	Schmidt, Kline, Wilson
May 30, 2006	at SD	C. Young, Hoffman
<b>June 3, 2006</b>	<b>vs. FLA</b>	<b>Nolasco, Tankersley</b>
<b>June 9, 2006</b>	<b>vs. LA</b>	<b>Penny, Saito</b>
<b>June 25, 2006</b>	<b>vs. STL</b>	<b>Carpenter, Flores, Isringhausen</b>
<b>Aug. 1, 2006</b>	<b>vs. MIL</b>	<b>Bush, Shouse, Wise, Cordero</b>
<b>Aug. 20, 2006</b>	<b>vs. NYM</b>	<b>O. Hernandez, Bradford, Heilman, Wagner</b>
Sept. 6, 2006	at SD (11)	Hensley, Linebrink, Hoffman, Embree, Meredith
Sept. 14, 2006	at SF	Cain, Chulk
April 11, 2007	at LA	Penny, Broxton, Saito
<b>April 16, 2007</b>	<b>vs. SF</b>	<b>Zito, Chulk, Corraia, Kline</b>
<b>May 15, 2007</b>	<b>vs. ARI</b>	<b>R. Johnson, Pena, Valverde</b>
July 1, 2007	at HOU	W. Rodriguez, Miller, Moehler
July 21, 2007	at WAS	Bacsik, Ayala, Rivera, Cordero
July 22, 2007	at WAS	Redding, Booker, Rauch, Cordero
Aug. 14, 2007	at SD	Maddux, Meredith, Thatcher, Brocail
April 3, 2008	at STL	Thompson, Villone, Reyes Isringhausen
April 15, 2008	at SD	Wolf, Cameron
April 28, 2008	at SF	Cain, Chulk, Walker, Wilson
July 12, 2008	at NYM	Martinez, Muniz, Heilman, Schoeneweis, Wagner
July 13, 2008	at NYM	Pelfrey, Smith
April 13, 2009	at CHC	Lilly, Guzman, Heilman, Gregg
April 22, 2009	at ARI	Haren, Pena, Qualls
May 3, 2009	at SF	Zito, Valdez, Wilson, Medders
July 1, 2009	at LAD	Kershaw, Belisario, Troncoso, Broxton
July 28, 2009	at NYM	Pelfrey, Feliciano, Green
July 30, 2009 (1)	at NYM	Santana, Parnell, Redding
Aug. 28, 2009	at SF	Lincecum, Wilson
Oct. 3, 2009	at LAD	Kershaw, Kou, Sherrill, Broxton
<b>April 15, 2010</b>	<b>vs. NYM</b>	<b>Pelfrey, Feliciano, Rodriguez</b>
May 9, 2010	at LAD	Kershaw, Broxton
July 23, 2010	at PHI	Halladay, Romero
<b>Aug. 3, 2010</b>	<b>vs. SF</b>	<b>Sanchez, Ramirez, Lopez, Ray, Casilla</b>
Aug. 10, 2010	at NYM	Pelfrey, Takahashi, Rodriguez
Aug. 17, 2010	at LAD	Kershaw, Jansen, Sherill, Broxton
Oct. 1, 2010	at STL	Westbrook, Miller, Franklin
Oct. 2, 2010	at STL	Lohe, McClellan, Miller, Boggs, Motte
<b>April 29, 2011</b>	<b>vs. PIT</b>	<b>Corraia, Veras, Resop, Hanrahan</b>
May 8, 2011	at SF	Vogelsong, Lopez, Wilson
June 7, 2011	at SD	Stauffer, Bell
July 10, 2011	at WAS	Zimmermann, Matheus, Clippard, Storen
July 24, 2011	at ARI	Owings, Duke
<b>August 2, 2011</b>	<b>vs. PHI</b>	<b>Kendrick, Herndon</b>
<b>Sept. 21, 2011</b>	<b>vs. SD</b>	<b>Bass, Friar, Gregerson, Qualls, Thatcher, Bell</b>
Sept. 27, 2011	at SF	Bumgarner, Ramirez, Zito

Purple Bold indicates at Coors Field

# LOW-HIT GAMES

## Rockies

Hits	Date	Opponent	Result	Pitchers	First hit
0	April 17, 2010	at Atlanta	W, 4-0	Jimenez	—
1	June 20, 2006	vs. Oakland	W, 6-0	Jennings, Martin (8), Fuentes (9)	Kendall, 1B, 1st
2	April 14, 1994	at Philadelphia	W, 5-0	Nied, Ruffin (8), Holmes (9)	Dykstra, 2B, 5th
2	Sept. 22, 1995	at San Francisco	W, 6-1	Ritz, Bailey (7), Leskanic (8)	M. Williams, 2B, 2nd
2	May 24, 1998	at Cincinnati	W, 3-1	Jones, McElroy (8), Dipoto (9)	Nunnally, 2B 4th
2	Sept. 10, 1998	Florida	W, 3-1	Kile	L. Castillo, 1B, 3rd
2	May 20, 2000	at Philadelphia	W, 4-3	Jarvis, Tavarez (7), De Jean (8), Myers (9), Jimenez (9)	Glavine, HR, 6th
2	Aug. 1, 2000	at Chicago-NL	W, 2-1	Astacio, White (8)	E. Young, 2B, 1st
2	May 2, 2002	Pittsburgh	W, 7-2	Thomson, Specker (8), Reyes (9)	A. Rios, 1B, 7th
2	Aug. 1, 2002	at Pittsburgh	W, 3-0	Jennings, Speier (8), Jimenez (9)	Mackowiak, 1B, 7th
2	Sept. 27, 2003	at San Diego	W, 10-2	Stark, Cook (7), J. Young (8), Tsao (9)	Burroughs, 1B, 3rd
2	April 22, 2004	Los Angeles	W, 7-1 (6)	Estes	LoDuca, 1B, 4th
2	May 29, 2006	at San Diego	W, 5-0	Jennings	Bellhorn, 1B, 2nd
2	June 30, 2006	at Seattle	W, 2-0	Fogg	Beltre, 1B, 1st
2	July 24, 2006	vs. St. Louis	W, 7-0	Francis	Y. Molina, 1B, 6th
2	July 26, 2008	at Cincinnati	W, 5-1	De La Rosa, Corpas (7, 8), Buchholz (9)	Griffey, HR, 4th
2	July 30, 2009	at Los Angeles	W, 3-0	Marquis	Loney, 1B, 2nd
2	April 9, 2010	vs. San Diego	W, 7-0	De La Rosa, Betancourt (8), Rogers (9)	Headley, 1B, 4th
2	May 22, 2011	at Milwaukee	L, 3-1	Jimenez	Braun, 3B, 3rd
3	June 8, 1993	Florida	W, 3-2	Leskanic, Fredrickson (7), Reed (8), Holmes (9)	Rapp, 1B, 3rd
3	June 10, 1995	at Chicago-NL	L, 0-3	Acevedo, Reed (8)	Pratt, 1B, 6th
3	June 27, 1995	at San Francisco	W, 5-1	Swift, Reed (8)	G. Hill, 1B 1st
3	April 7, 1997	Cincinnati	W, 13-2	Swift, Holmes (7)	Sierra, HR 5th
3	April 1, 1998	at Arizona	W, 6-0	Thomson, McElroy (9)	Lee, 1B, 1st
3	July 17, 1999	at Cincinnati	L, 2-3	Bohanon, Leskanic (8), Dipoto (9)	S. Casey, 1B, 4th
3	July 22, 1999	at Los Angeles	W, 4-1	Jones, Dipoto (6), De Jean (8), Veres (9)	A. Pena, HR, 3rd
3	Aug. 10, 1999	at Milwaukee	L, 1-2	Astacio, Veres (10)	R. Becker, 1B, 7th
3	May 8, 2000	at Houston	W, 3-1	Astacio	Hidalgo, HR 5th
3	Aug. 29, 2000	at Philadelphia	W, 2-1	Rose, De Jean (7), Myers (7), Jimenez (7)	Abreu, 2B, 1st
3	April 22, 2001	at Arizona	W, 2-1	Astacio, Myers (9), Jimenez (9)	S. Finley, 1B, 2nd
3	June 3, 2001	San Francisco	W, 11-2	Astacio	J. Kent, 1B, 7th
3	July 14, 2001	Seattle	W, 8-2	Chacon, Acevedo (8), Dingman (9)	M. Cameron, 3B, 4th
3	July 5, 2001	at San Diego	W, 4-0	Astacio	D. Jackson, 2B, 4th
3	Sept. 22, 2001	at Montreal	L, 1-3	Elarton, Myers (8), Powell (8)	Schneider, HR, 5th
3	April 30, 2002	Pittsburgh	W, 10-0	Hampton, White (8), James (9)	A. Nunez, 1B, 1st
3	May 1, 2002	at Pittsburgh	W, 6-0	Neagle, Jimenez (9)	Giles, 1B, 1st
3	July 15, 2002	at San Diego	W, 5-0	Stark, Speier (7), Jones (8)	R. Vazquez, 2B, 6th
3	Aug. 3, 2002	at Chicago	W, 2-1	Neagle, Speier (7), Jones (8), Jimenez (9)	C. Patterson, 1B, 1st
3	Aug. 14, 2002	at Florida	L, 0-1	Neagle, Speier (8), Santos (9)	L. Castillo, 1B, 6th
3	Sept. 12, 2002	Los Angeles	W, 7-1	Stark, Lowe (8), Fuentes (8)	Roberts, 1B, 1st
3	Sept. 24, 2002	at Los Angeles	W, 1-0	Stark, T. Jones (8), Jimenez (9)	Jordan, 1B, 1st
3	April 4, 2003	Arizona	W, 2-1	Chacon, T. Jones (8), Jimenez (9)	Moeller, 2B, 6th
3	June 10, 2003	at Minnesota	W, 5-0	Jennings, Fuentes (8)	Morneau, 1B, 2nd
3	Aug. 2, 2003	at Pittsburgh	L, 0-1	Jennings, Fuentes (8)	J. Hernandez, 2B, 2nd
3	April 6, 2004	at Arizona	W, 6-2	Estes, Fuentes (8), Chacon (9)	L. Gonzalez, HR, 1st
3	July 17, 2004	San Francisco	L, 0-4	Cook, Lopez (8), Simpson (8), Dohmann (9)	Tucker, 2B, 4th
3	Sept. 29, 2004	at Los Angeles	W, 4-1	Francis, Simpson (7), Fuentes (8), Tsao (9)	O. Perez, 1B, 3rd
3	Sept. 24, 2005	San Francisco	W, 6-0	S. Kim	Feliz, 2B, 3rd
3	Sept. 17, 2006	at Arizona	W, 6-1	Francis, Fuentes (9)	Byrnes, 2B, 2nd
3	Aug. 15, 2007	at San Diego	W, 3-0	U. Jimenez, Hawkins (7), Julio (8), Corpas (9)	Blum, 1B, 1st
3	Aug. 31, 2007	at Arizona	W, 7-3	U. Jimenez, Hawkins (6), Fuentes (7), Herges (8), Corpas (9)	Drew, 1B, 2nd
3	April 7, 2008	vs. Atlanta	W, 2-1	Cook, Herges (8), Corpas (9)	Escobar, 1B, 1st
3	April 16, 2008	at San Diego	W, 10-2	Redman, Herges (6, 7), Buchholz (7), Fuentes (8), Corpas (9)	Hairston, 1B, 3rd
3	June 14, 2008	at Chicago-AL	W, 2-0	De La Rosa, Grilli (6, 7), Buchholz (7, 8), Fuentes (9)	Anderson, 1B, 3rd
3	June 22, 2009	at LA Angels	W, 11-1	Cook, Rincon (8), Daley (9)	Hunter, 2B, 1st
3	July 17, 2009	at San Diego	W, 5-3	Jimenez, Morales (8), Street (9)	Venable, 1B, 2nd
3	Aug. 13, 2009	vs. Pittsburgh	W, 10-1	Marquis, Betancourt (8), Eaton (9)	Pearce, 1B, 2nd
3	May 9, 2010	at Los Angeles	L, 2-0	Jimenez, Daley (8)	DeWitt, 2B, 3rd
3	May 20, 2010	at Houston	W, 4-0	Jimenez, Belisle (8), Corpas (9)	Quintero, 1B, 3rd
3	July 20, 2010	at Florida	W, 10-2	Francis, Chacin (7), Flores (9)	Cantu, 1B, 5th
3	Aug. 11, 2010	at New York-NL	W, 6-0	Francis, Belisle (7), Betancourt (8), Street (9)	Reyes, 1B, 1st
3	Aug. 22, 2010	at Arizona	W, 1-0	Chacin, Beimeil (8), Street (9)	Johnson, 1B, 1st
3	Sept. 24, 2010	vs. San Francisco	L, 2-1	Chacin, Reynolds (8, 9), Betancourt (9)	Guillen, 1B, 5th
3	April 24, 2011	at Florida	L, 6-3	Jimenez, Mortensen (6, 7), M. Reynolds (8), Belisle (8)	Infante, 3B, 5th

Record Book

## Opponents

Hits	Date	Opponent	Result	Pitchers	First hit
0	May 11, 1996	at Florida	L, 0-11	A. Leiter	—
0	Sept. 17, 1996	Los Angeles	L, 0-9	Nomo	—
1	Sept. 25, 1993	Cincinnati	L, 0-6	Rijo	Hayes, 2B, 2nd
1	July 9, 1994	at Florida	L, 2-4	P. Rapp, J. Johnstone (7), Nen (9)	Kingery, HR, 7th
1	Aug. 29, 1995	at Pittsburgh	L, 0-4	P. Wagner	Galarrraga, 1B, 9th
1	Sept. 17, 1995	Florida	L, 0-17	P. Rapp	Bichette, 1B, 4th
1	July 4, 1997	at San Francisco	L, 0-4	Estes, R. Beck (9)	McCracken, 1B, 1st
1	July 19, 2000	at Los Angeles	L, 1-9	K. Brown, Fetters (9)	Walker, 1B, 1st
1	April 5, 2002	at Los Angeles	L, 1-9	A. Ashby, Daal (8)	Zeile, 1B, 5th
1	June 25, 2002	at Los Angeles	L, 0-4	O. Perez	Estalella, 1B, 6th
1	Aug. 18, 2003	at New York-NL	L, 0-8	Trachsel	Tsao, 2B, 6th
1	Sept. 14, 2003	at Arizona	L, 0-5	R. Johnson	Reyes, 1B, 5th
1	May 23, 2004	at New York-NL	L, 0-4	Glavine	Pellow, 2B, 8th
1	May 1, 2006	at Atlanta	L, 0-2	Hudson	Jennings, 1B, 3rd
1	June 24, 2007	at Toronto	L, 0-5	McGowan	Baker, 1B, 9th
1	July 12, 2008	at New York-NL	L, 0-3	Martinez, Muniz (5, 6), Heilman (7), Schoeneweis (8), Wagner (9)	Hawpe, 1B, 4th
1	Sept. 6, 2008	vs. Houston	L, 0-2	Oswalt	Hawpe, 1B, 5th
1	April 13, 2009	at Chicago-NL	L, 0-4	Lilly, Guzman (7), Heilman (8), Gregg (9)	Atkins, 1B, 7th
1	April 22, 2009	at Florida	L, 1-4	Sanchez	Fowler, 1B, 9th
1	Sept. 19, 2011	vs. San Diego	L, 2-8	Luebke (7), Frieri (8, 9)	Ellis, HR, 6th

## COMPLETE GAMES, ROCKIES (103)

Date	Pitcher	Opp.	Result	Date	Pitcher	Opp.	Result
April 15, 1993	Nied	NYM	W, 5-3	Sept. 5, 2000	Tavarez	CHC	W, 10-2
April 27, 1993	B. Henry	CHC	W, 11-2	Sept. 13, 2000	Bohanon	at SD	W, 11-0
April 30, 1993	Reynoso	at FLA	W, 6-2	Sept. 23, 2000	Wasdin	FLA	L, 1-3(7)
May 10, 1993	Reynoso	SF	W, 7-4	May 9, 2001	Hampton	NYM	W, 6-0
May 31, 1993	Reynoso	PIT	W, 6-2	May 18, 2001	Astacio	at FLA	L, 1-2
June 26, 1993	Reynoso	at SF	W, 5-1	June 3, 2001	Astacio	SF	W, 11-2
Aug. 10, 1993	Bofenfield	at LA	W, 4-2	July 5, 2001	Astacio	at SD	W, 4-0
Aug. 12, 1993	Blair	at LA	W, 4-1	July 17, 2001	Astacio	at OAK	L, 2-3
Aug. 29, 1993	Painter	at NYM	W, 6-1	July 23, 2001	Hampton	SF	W, 8-2
April 23, 1994	G.W. Harris	CHC	W, 8-2	Aug. 23, 2001	Jennings	at NYM	W, 10-0
May 3, 1994	Reynoso	STL	W, 10-1	Sept. 30, 2001	Thomson	MIL	W, 10-0
June 21, 1994	Nied	HOU	W, 8-0	Aug. 30, 2002	Neagle	at SD	L, 0-2
July 7, 1994	Nied	at FLA	W, 2-0	April 18, 2003	Cook	SD	W, 12-1
July 24, 1995	Rekar	at PHI	W, 11-3	May 21, 2003	Jennings	at LA	L, 2-3
May 5, 1996	Ritz	FLA	W, 5-4	Aug. 25, 2003	Oliver	at LA	L, 0-3
May 19, 1996	M. Thompson	STL	W, 10-3	April 22, 2004	Estes	LA	W, 7-1(6)
June 27, 1996	Ritz	LA	W, 13-1	Aug. 1, 2004	Cook	ARI	W, 10-2
Aug. 6, 1996	M. Thompson	FLA	W, 11-0	Oct. 1, 2004	Kennedy	at HOU	L, 2-4
Aug. 24, 1996	M. Thompson	PIT	W, 9-3	April 22, 2005	Jennings	LA	W, 9-1
April 16, 1997	R. Bailey	at CHC	W, 4-0	Sept. 11, 2005	Cook	ARI	W, 7-2
April 22, 1997	R. Bailey	FLA	W, 13-4	Sept. 24, 2005	S. Kim	SF	W, 6-0
May 4, 1997	R. Bailey	PHI	W, 9-0	Oct. 2, 2005	Cook	at NYM	W, 11-3
May 9, 1997	R. Bailey	at PHI	L, 1-3	May 6, 2006	Jennings	vs. HOU	W, 5-0
June 1, 1997	Thomson	at FLA	W, 9-2	May 29, 2006	Jennings	at SD	W, 5-0
June 14, 1997	R. Bailey	at OAK	W, 7-1	June 30, 2006	Fogg	at SEA	W, 2-0
June 28, 1997	Ritz	SF	W, 9-2	July 24, 2006	Francis	vs. STL	W, 7-0
July 24, 1997	Jam. Wright	CHC	W, 7-1	July 25, 2006	Jennings	vs. STL	L, 0-1
Aug. 6, 1997	Thomson	at NYM	W, 4-0	May 26, 2007	Cook	at SF	W, 6-1
April 30, 1998	Kile	at NYM	W, 4-0	July 10, 2007	Hirsh	at BAL	W, 6-1
June 4, 1998	Thomson	ARA	W, 5-2	July 25, 2007	Cook	vs. SD	W, 10-2
June 12, 1998	Kile	at LA	L, 1-2	Aug. 29, 2007	Francis	at SF	W, 8-0
July 21, 1998	B. Jones	LA	W, 11-6	May 25, 2008	Cook	vs. NYM	W, 4-1
July 21, 1998	Brownson	at HOU	W, 5-0	July 1, 2008	Cook	vs. SD	W, 4-0
Aug. 5, 1998	Jam. Wright	at PIT	W, 6-2	July 22, 2008	Jimenez	vs. LAD	W, 10-1
Aug. 6, 1998	Thomson	at PIT	W, 5-1	May 2, 2009	Marquis	at ATL	W, 5-1
Aug. 9, 1998	Kile	FLA	W, 11-4	May 21, 2009	Cook	at LAD	W, 9-0
Sept. 10, 1998	Kile	NYM	W, 9-0	June 12, 2009	Jimenez	vs. SEA	W, 4-4
April 29, 1999	Kile	at STL	W, 6-2	June 30, 2009	Marquis	at LAD	W, 3-0
May 14, 1999	Bohanon	at ARI	W, 4-1	July 1, 2009	Hammel	at LAD	L, 0-1
May 16, 1999	Astacio	at ARI	W, 5-1	<b>*April 17, 2010</b>	<b>Jimenez</b>	<b>at ATL</b>	<b>W, 4-0</b>
May 26, 1999	Astacio	at HOU	L, 2-3	April 24, 2010	Cook	vs. FLA	W, 8-1
June 23, 1999	Astacio	CHC	W, 10-1	May 31, 2010	Jimenez	at SF	W, 4-0
July 6, 1999	Astacio	LA	W, 5-2	June 11, 2010	Jimenez	vs. TOR	W, 5-3
Aug. 5, 1999	Astacio	at CIN	W, 2-1	June 26, 2010	Cook	at LAA	L, 4-2
Aug. 20, 1999	Astacio	at CHC	W, 11-3	Sept. 1, 2010	Jimenez	at SF	W, 2-1
Aug. 28, 1999	Bohanon	PHI (2)	W, 4-0	April 15, 2011	Chacin	vs. CHC	W, 5-0
Sept. 4, 1999	Bohanon	at NYM	L, 2-4	May 18, 2011	De La Rosa	at PHI	L, 2-1
Sept. 19, 1999	Thomson	LA	L, 2-5(7)	May 22, 2011	Jimenez	at MIL	L, 3-1
Sept. 29, 1999	Astacio	at ARI	W, 4-1	June 1, 2011	Jimenez	at LAD	L, 2-0
May 8, 2000	Astacio	at HOU	W, 3-1	Aug. 11, 2011	Chacin	at CIN	L, 3-1
June 20, 2000	Astacio	at CIN	L, 2-3				
Aug. 20, 2000	Astacio	FLA	W, 13-4				
Aug. 27, 2000	Bohanon	at PIT	W, 9-2				

**\*Purple Bold indicates No-Hitter**

## NINE INNING INCOMPLETE GAMES, ROCKIES (5)

Pitcher	Date	Opp.	IP	H	R	ER	BB	SO	Result
Pedro Astacio	June 3, 2000	at Milwaukee	9.0	5	1	0	3	7	Colorado lost, 2-1, in 12 innings
Pedro Astacio	Aug. 10, 1999	at Milwaukee	9.0	2	1	0	1	9	Colorado lost, 2-1, in 10 innings
Darryl Kile	Sept. 20, 1998	at San Diego	10.0	3	0	0	2	7	Colorado won, 1-0, in 11 innings
Pedro Astacio	June 14, 1998	at Los Angeles	9.0	3	1	1	1	6	Colorado won, 3-2, in 12 innings
Aaron Cook	April 8, 2007	at San Diego	9.0	5	1	1	0	4	Colorado lost, 2-1 in 10 innings

## TOP STRIKEOUT PERFORMANCES

### Rockies

K	Pitcher	Date	Opponent
14	Darryl Kile	Aug. 20, 1998	at Montreal
13	Shawn Chacon	June 7, 2001	Houston
13	Ubaldo Jimenez	May 3, 2010	at San Diego
12	John Thomson	Oct. 7, 2001	at San Diego
12	Pedro Astacio	Aug. 1, 2000	at Chicago-NL
12	Darryl Kile	Aug. 30, 1998	Chicago-NL
12	Pedro Astacio	Sept. 14, 1997	at Atlanta
12	Jorge De La Rosa	May 9, 2009	Florida
12	Jhoulys Chacin	June 27, 2010	at LA Angels
11	Pedro Astacio	May 18, 2001	at Florida
11	John Wasdin	Sept. 23, 2000	Florida
11	Pedro Astacio	June 30, 2000	at San Diego
11	Pedro Astacio	May 24, 2000	Chicago-NL
11	Pedro Astacio	May 13, 2000	San Francisco
11	Pedro Astacio	Aug. 15, 1999(2)	Montreal
11	Pedro Astacio	May 5, 1999	at Chicago-NL
11	John Thomson	June 4, 1998	Arizona
11	Ubaldo Jimenez	May 10, 2008	at San Diego
11	Jorge De La Rosa	Aug. 10, 2009	Chicago-NL

### Opponents

K	Pitcher	Date	Opponent
17	Randy Johnson	April 21, 2002	at Arizona
14	A. J. Burnett	Aug. 29, 2004	at Florida
14	Randy Johnson	April 13, 2001	Arizona
14	Terry Mulholland	June 4, 1993	at Philadelphia
13	Mark Prior	Aug. 4, 2002	at Chicago-NL
13	Kerry Wood	Aug. 2, 2002	at Chicago-NL
13	Oliver Perez	July 7, 2002	San Diego
13	Pedro Martinez	July 29, 1997	Montreal
13	Hideo Nomo	June 29, 1995	at Los Angeles
13	Dave Bush	July 10, 2008	at Milwaukee
13	Ricky Nolasco	Aug. 2, 2008	at Florida
13	Jake Peavy	Aug. 31, 2008	at San Diego

## Strikeouts By Reliever

K	Pitcher	Date	Opponent
9	Bruce Ruffin	Sept. 14, 1993(1)	Houston
7	Allan Simpson	Sept. 8, 2004	Cincinnati
6	Aquilino Lopez	Sept. 28, 2010	Los Angeles
6	Marcos Carvajal	July 29, 2005	Philadelphia
6	Brian Bohanon	May 12, 2000	New York-NL
6	Rigo Beltran	Aug. 26, 1999	San Francisco
6	Bobby Jones	April 19, 1998(2)	at Pittsburgh
6	Bruce Ruffin	July 28, 1993	Atlanta

## Strikeouts, Consecutive Starts

K	Pitcher	Dates	Opponents
22	Darryl Kile	Aug. 15-20, 1998	at Mon Phi, at Pitt
22	Jorge De La Rosa	May 9-15, 2009	at SD Mil, at SD
21	John Thomson	Sept. 30-Oct. 7, 2001	at H, SF
21	Pedro Astacio	May 8-13, 2000	SF, at Phil
21	Pedro Astacio	May 13-19, 2000	SF, at Phil, Ch
21	Pedro Astacio	May 19-24, 2000	at Phil, Ch
21	Pedro Astacio	April 30-May 5, 1999	at Pitt, at Atl
21	Pedro Astacio	Sept. 14-19, 1997	at Atl, at LA

# Rockies Home Run History



## 30 HOME RUN SEASONS (32)

No.	Player	Year	No.	Player	Year	No.	Player	Year
49	Larry Walker	1997	37	Larry Walker	1997	33	Vinny Castilla	1999
49	Todd Helton	2001	37	Jeromy Burnitz	2004	33	Todd Helton	2003
47	Andres Galarraga	1996	36	Larry Walker	1995	32	Vinny Castilla	1995
46	Vinny Castilla	1998	36	Preston Wilson	2003	32	Ellis Burks	1997
42	Todd Helton	2000	36	Matt Holliday	2007	32	Todd Helton	2004
41	Andres Galarraga	1997	35	Todd Helton	1999	32	Troy Tulowitzki	2009
40	Dante Bichette	1995	35	Vinny Castilla	2004	31	Andres Galarraga	1994
40	Ellis Burks	1996	34	Dante Bichette	1999	31	Andres Galarraga	1995
40	Vinny Castilla	1996	34	Matt Holliday	2006	31	Dante Bichette	1996
40	Vinny Castilla	1997	34	Carlos Gonzalez	2010	30	Todd Helton	2002
38	Larry Walker	2001				30	Troy Tulowitzki	2011

## THREE-HOME RUN GAMES

### Rockies (12)

### Opponents (10)

Date	Player	Opponent
June 25, 1995	Andres Galarraga	at San Diego
April 5, 1997	Larry Walker	at Montreal
Sept. 22, 1998	Mike Lansing	vs. Arizona
April 28, 1999	Larry Walker	at St. Louis
June 5, 1999	Vinny Castilla	vs. Milwaukee
May 1, 2000	Todd Helton	vs. Montreal
June 28, 2000	Jeff Cirillo	vs. San Fran.
April 15, 2001	Todd Hollandsworth	vs. Arizona
Aug. 17, 2001	Jose Ortiz	vs. Florida
May 29, 2003	Todd Helton	vs. Los Angeles
June 25, 2004 (10)	Larry Walker	at Cleveland
May 19, 2011	Jason Giambi	at Philadelphia

Date	Player	Opponent
Aug. 15, 1995	Reggie Sanders	at Cincinnati
June 29, 1996	Mike Piazza	vs. Los Angeles
May 19, 1999	Jeffrey Hammonds	vs. Cincinnati
Sept. 9, 2001	Barry Bonds	vs. San Fran.
Oct. 6, 2001	Phil Nevin	at San Diego
Aug. 10, 2002	Sammy Sosa	vs. Chicago-NL
Aug. 27, 2002	Barry Bonds	vs. San Fran.
Sept. 16, 2003	Richard Hidalgo	vs. Houston
Sept. 6, 2009	Chris Young	vs. Arizona
May 12, 2011	Carlos Beltran	vs. New York-NL

Record Book

## TOP TEAM HOME RUN GAMES

### Rockies

### Opponents

7	April 5, 1997 at Montreal
6	Sept. 17, 1999 vs. Los Angeles
6	Aug 14, 1999 vs. Montreal
6	June 9, 1999 vs. Seattle
5	Sept. 13, 2004 at Arizona
6	July 4, 2008 vs. Florida
6	Aug. 1, 2004 vs. Arizona
5	April 27, 2004 vs. Florida
5	Oct. 7, 2001 at San Diego
5	Aug. 17, 2001 vs. Florida
5	April 15, 2001 vs. Arizona
5	May 24, 2000 vs. Chicago
5	May 1, 2000 vs. Montreal
5	July 22, 1999 at Los Angeles
5	June 5, 1999 vs. Milwaukee
5	July 20, 1997 at Chicago-NL
5	April 15, 1997 at Chicago-NL
5	June 18, 1996 vs. Montreal
5	May 18, 1996 vs. St. Louis
5	May 4, 1996 vs. Florida
5	July 3, 1995 vs. Houston
5	May 9, 1994 at San Francisco

7	July 2, 2002 vs. San Francisco
6	Oct. 2, 2004 at Houston
6	Aug. 11, 2004 at Philadelphia
6	Sept. 16, 2003 vs. Houston
6	Aug. 21, 2002 vs. Montreal
6	Aug. 10, 2002 vs. Chicago-NL
6	June 12, 2001 vs. Seattle
6	June 14, 2000 vs. Houston
6	May 19, 1999 vs. Cincinnati
6	Sept. 26, 1997 vs. Los Angeles
6	June 30, 1996 vs. Los Angeles
6	June 29, 1996 vs. Los Angeles
6	May 30, 1993 vs. Philadelphia
6	July 4, 2008 vs. Florida
6	Sept. 18, 2011 vs. San Francisco

## ROCKIES THREE HOME RUNS IN AN INNING (23)

No.	Date	Opp.	Inn.	Batters	No.	Date	Opp.	Inn.	Batters
4	6/6/99	vs. MIL	7	Blanco, Perez, Bichette, Echevarria	3	5/29/97	at FLA	6	Walker, Galarraga, Bichette
3	5/3/94	vs. STL	8	Bichette, Burks, Mejia	3	6/7/97	vs. FLA	1	Walker, Galarraga, Bichette
3	6/10/94	at CIN	8	Bichette, Vander Wal, Castilla	3	4/25/99	at SF	7	Lansing, Echevarria, Hamilton
3	5/6/95	vs. LA	7	Bichette, Mejia, Kingery	3	7/31/99	at STL	3	Helton, Bichette, Castilla
3	7/7/95	vs. MON	2	Walker, Galarraga, Castilla	3	9/1/99	vs. PIT	6	Helton, Barry, Perez
3	7/23/95	vs. NY	1	Bichette, Castilla, Burks	3	5/10/01	vs. NY	6	Perez, Gant, Helton
3	8/1/95	vs. LA	4	Kingery, Bichette, Galarraga	3	6/8/01	vs. STL	8	Helton, Gant, Norton
3	5/4/96	vs. FLA	1	E. Young, Burks, Galarraga	3	6/22/02	vs. TB	5	Butler, Walker, Helton
3	6/14/96	vs. PHI	1	Burks, Vander Wal, Castilla	3	9/28/03	at SD	7	Johnson, Norton, Payton
3	7/23/96	(2) vs. NY	1	Bichette, Galarraga, Castilla	3	4/27/04	vs. FLA	4	Burnitz, Johnson, Holliday
3	9/2/96	at PIT	3	Castilla, Ritz, Weiss	3	5/27/10	vs. ARI	7	Smith, Gonzalez, Spilborghs
3	4/5/97	at MON	7	Burks, Walker, Castilla					







## HOME RUNS BY PITCHERS (36)

Player	Date	Opp.	Pitcher	Player	Date	Opp.	Pitcher
Armando Reynoso	5/10/93	SF	Trevor Wilson	Mike Hampton	6/5/01	HOU	Wade Miller
Armando Reynoso	8/28/93	at NYM	Bobby Jones	Mike Hampton	6/10/01	STL	D. Hermanson
Marvin Freeman	6/18/94	at LA	R. Martinez	Mike Hampton	7/1/01	at ARI	Miguel Batista
Bill Swift	5/7/95	LA	Hideo Nomo	Mike Hampton	8/9/01	at CHC	Felix Heredia
Marvin Freeman	5/23/95	CHC	Kevin Foster	Denny Neagle	8/12/01	at CIN	Lance Davis
Roger Bailey	7/20/96	at SD	Andy Ashby	Jason Jennings	8/23/01	at NYM	Donnie Wall
Kevin Ritz	9/2/96	at PIT	E. Loaiza	Denny Neagle (GS)	9/29/01	MIL	J. Haynes
Darren Holmes	4/13/97	MON	Carlos Perez	Mike Hampton	5/11/02	at NYM	Al Leiter
Mark Thompson	4/15/97	at CHC	K. Bottenfield	Denny Stark	5/18/02	ATL	K. Millwood
Jamey Wright	8/5/98	at PIT	F. Cordova	Mike Hampton	6/24/02	at LA	K. Ishii
Curtis Leskanic	6/9/99	SEA	R. Carmona	Mike Hampton	8/29/02	SF	L. Hernandez
Brian Bohanon	9/10/99	MIL	Bill Pulsipher	Shawn Chacon	4/15/03	at ARI	J. Patterson
Masato Yoshii	5/26/00	PIT	F. Cordova	Darren Oliver	7/10/03	SF	Brian Powell
Gabe White	6/10/00	TEX	Matt Perisho	Jason Jennings	5/8/04	at CHC	Greg Maddux
Brian Bohanon	8/11/00	at MON	D. Hermanson	Jason Hammel	5/20/11	at MIL	Zack Greinke
Brian Bohanon	9/19/00	SD	Matt Clement	Kevin Millwood	9/7/11	vs. ARI	Joe Saunders
Mike Hampton	4/7/01	SD	W. Williams	Kevin Millwood	9/25/11	at HOU	Lance Pendleton
Mike Hampton	5/20/01	at FLA	R. Dempster				
Mike Hampton	6/5/01	HOU	Wade Miller				

## INSIDE THE PARK HOME RUNS

### Rockies (12)

Player	Date	Inn	Opp.	Pitcher
Ellis Burks	5/15/94	6	MON	Jeff Fassero
Eric Young	4/23/94	8	CHC	Dan Plesac
Ellis Burks	6/14/96	1	PHI	Mike Williams
Mike Lansing	9/6/98	6	SD	Scott Sanders
Larry Walker	5/17/99	9	CIN	Pete Harnisch
Tom Goodwin	4/5/00	2	at ATL	Kevin Millwood
Clint Barmes	5/8/05	2	at FLA	Al Leiter
Dustan Mohr*	7/10/05	4	SD	Dennys Reyes
Garrett Atkins	9/23/07	7	at SD	W. Ledezma
Jeff Baker	6/17/08	3	CLE	Paul Byrd
Seth Smith*	7/18/08	7	PIT	Tyler Yates
Clint Barmes	9/22/09	7	SD	Luis Perdomo

\*-Pinch-Hit HR

### Opponents (7)

Player	Date	Inn	Opp.	Pitcher
Deion Sanders	7/26/93	3	ATL	Curtis Leskanic
Fred McGriff	7/27/93	6	ATL	Steve Reed
Steve Finley	9/14/93 (2)	7	HOU	Gary Wayne
Kurt Abbot	9/9/95	1	at FLA	Kevin Ritz
Kurt Abbot	5/29/97	3	at MIL	Bobby Jones
Rey Sanchez	6/11/04	10	at TB	Shawn Chacon
Jayson Werth	4/21/08	6	PHI	Mark Redman

## LEADOFF HOME RUNS

### Colorado (36)

Player	Date	Opp.	Pitcher
Eric Young	4/9/93	Mon	K. Bottenfield
Nelson Liriano	9/29/93	at SF	S. Torres
Eric Young	7/4/94 (2)	at Chi.	Jim Bullinger
Mike Kingery	6/12/95	Cin	Kevin Jarvis
Ellis Burks	6/19/95	Fia	C. Hammond
Eric Young	7/9/95	Mon	Pedro Martinez
Eric Young	8/6/95	SD	Chris Dishman
T. Hubbard	8/25/95	StL	Mike Morgan
Eric Young	4/30/96	at LA	Hideo Nomo
Eric Young	5/4/96	Fia.	C. Hammond
Eric Young	7/16/96	SF	Mark Leiter
Eric Young	8/5/96	Fia.	Pat Rapp
Neifi Perez	6/2/98	Ari	B. Anderson
Neifi Perez	7/21/98	at Hou.	Mike Hampton
Darryl Hamilton	8/19/98	at NY	Masato Yoshii
Darryl Hamilton	4/12/99	SD	W. Williams
Neifi Perez	5/15/99	at Ari.	Randy Johnson
Terry Shumpert	6/14/99	SF	Shawn Estes
Neifi Perez	9/6/00	CHC	Kerry Wood
Ronnie Belliard	9/11/03	at StL	S. Hitchcock
Aaron Miles	4/14/04	Ari	Elmer Dessens
Aaron Miles	7/2/04	Det	J. Bomderman
Jorge Piedra	8/24/04	at Atl	Russ Ortiz
Kazuo Matsui	9/16/06	at Ari	Claudio Vargas
Jamey Carroll	9/30/06	at ChC	Juan Mateo
Willy Taveras	6/7/07	Hou	Roy Oswalt
Dexter Fowler*	4/8/09	at Ari	Doug Davis
Ryan Spilborghs	5/2/09	at SF	Matt Cain
Carlos Gonzalez	9/5/09	Ari	Doug Davis
Carlos Gonzalez	9/19/09	at Ari	Max Scherzer
Carlos Gonzalez	4/26/10	Ari	Dan Haren
Carlos Gonzalez	6/4/10	at Ari	Ian Kennedy
Carlos Gonzalez	6/27/11	at CHC	Matt Garza
Ryan Spilborghs	7/15/11	vs. MIL	Yovani Gallardo
Carlos Gonzalez	7/21/11	vs. ATL	Tommy Hanson
Dexter Fowler	9/5/11	vs. ARI	Wade Miley

### Opponents (33)

Player	Date	Opp.	Pitcher
Craig Biggio	6/11/93	Hou	A. Reynoso
Henry Cotto	7/6/93	Fia	A. Reynoso
M. Grissom	8/31/93	Mon	Greg Harris
Craig Biggio	9/15/93	Hou	Greg Harris
Tuffy Rhodes	4/24/94	ChC	David Nied
Ray Lankford	4/26/94	at StL	A. Reynoso
Ray Lankford	5/3/94	StL	A. Reynoso
Jerry Browne	7/22/94	Fia.	Lance Painter
*Bernard Gilkey	8/25/95	StL	Bryan Rekar
John Mabry	8/27/95	StL	A. Reynoso
Chris Stynes	4/10/98	Cin	Darryl Kile
Chris Stynes	4/12/98	Cin.	Pedro Astacio
Brant Brown	8/2/98	at ChC	Pedro Astacio
J.D. Drew	7/24/99	StL	Darryl Kile
Mike Cameron	8/5/99	at Cin	Pedro Astacio
*Rondell White	8/13/99 (2)	Mon	Brian Bohanon
Al Martin	9/1/99	Pit	L. Hackman
*Placido Polanco	4/13/00	StL	Scott Karl
Darin Erstad	7/8/00	at Ana	B. Bohanon
Paul LoDuca	5/23/01	LA	Pedro Astacio
Paul LoDuca	7/29/01	at LA	Shawn Chacon
Ichiro Suzuki	6/29/02	at Sea	Mike Hampton
Eric Young	7/25/03	Mil	Chin-hui Tsao
Marlon Byrd	8/6/03	Phi	Chin-hui Tsao
Damian Jackson	5/9/04	at ChC	Joe Kennedy
Kaz Matsui	5/22/04	at NYM	Aaron Cook
Kaz Matsui	5/23/04	at NYM	Shawn Estes
Craig Biggio	10/2/04	at Hou	Shawn Estes
Jimmy Rollins	4/20/05	at Phi	Jamey Wright
Omar Vizquel	4/22/06	SF	Aaron Cook
*Jeff DaVanon	7/23/06	at Ari	Byung-Hyun Kim
Rafael Furcal	8/8/06	at LA	Byung-Hyun Kim
Jimmy Rollins	7/7/07	Phi	Rodrigo Lopez

\*—first pitch

# BACK-TO-BACK HOME RUNS (146)

Date	Opp.	Players	Pitcher(s)	Inn	Date	Opp.	Players	Pitcher(s)	Inn
5/4/93	at Chi	Girardi-J. Clark	J. Guzman	5	4/4/01	STL	Helton-Cirillo	An. Benes	2
7/22/93	STL	Bichette-Galarraga	Tewksbury	1	4/12/01	at STL	L. Walker-Helton	Hermanson	7
4/9/94	at Pit	Galarraga-Hayes	Z. Smith	4	5/10/01	NYM	Gant-Helton	Rusch	6
4/23/94	Chi	E. Young-Bichette	Plesac	8	5/20/01	at Fla	L. Walker-Helton	Dempster	1
4/29/94	at Chi	Bichette-Hayes	Trachsel	4	6/1/01	SF	Perez-L. Walker	Rueter	3
5/9/94	at SF	Galarraga-Hayes	Hickerson	4	6/3/01	SF	L. Walker-Helton	Gardner	3
		Mejia-H. Johnson	Monteleone	7	6/8/01	STL	Helton-Gant	Al. Benes	8
6/10/94	at Cin	Vander Wal-Castilla	Roper / Carrasco	8	7/28/01	LA	Cirillo-Helton	Park	3
7/16/94	STL	Bichette-Galarraga	Arocha	8	8/24/01	at Mil	Ortiz-L. Walker	Levrault	5
7/23/94	Fla	Galarraga-Hayes	Scheid	5	9/6/01	LA	Ortiz-Fasano	Carrara	8
5/6/95	LA	Mejia-Kingery	Osuna	7	9/18/01	Ari	Ortiz-Helton	Schilling	3
7/3/95	Hou	Galarraga-Castilla	Drabek	3			Helton-Cirillo	Kim	9
		Bichette-Walker	Dougherty	8	9/23/01	at Mon	Ortiz-L. Walker	S. Stewart	9
7/4/95	Hou	Burks-Bichette	T. Jones	9	9/25/01	SD	L. Walker-Helton	Hoffman	9
7/7/95	Mon	<b>Walker-Galarraga</b>	<b>G. White</b>	<b>2</b>	9/30/01	Mil	Norton-Uribe	D'Amico	3
		<b>Galarraga-Castilla</b>	<b>G. White</b>	<b>2</b>	10/5/01	SD	Walker-Helton	Jarvis	6
7/9/95	Mon	Bichette-Walker	P. Martinez	6	5/21/02	SD	Walker-Helton	Tankersley	1
7/23/95	NYM	Castilla-Burks	B. Jones	1	5/23/02	SD	Walker-Helton	Tomko	5
7/29/95	at Mon	Galarraga-Bichette	Fassero	8	<b>6/22/02</b>	<b>TB</b>	<b>Butler-Walker</b>	<b>W. Alvarez</b>	<b>5</b>
8/1/95	LA	Kingery-Bichette	Valdes	3			<b>Walker-Helton</b>	<b>W. Alvarez</b>	<b>5</b>
8/2/95	LA	Bichette-Castilla	Tapani	1	7/19/02	Mil	Hollandsworth-Uribe	Quevedo	2
8/3/95	LA	Bichette-Castilla	R. Martinez	7	4/20/03	SD	C. Johnson-Stynes	Peavy	2
9/20/95	at SD	Castilla-Weiss	Tim Worrell	1	4/25/03	Chi	Helton-Walker	Remlinger	8
4/12/96	NYM	Walker-Galarraga	M. Clark	6	4/29/03	Cin	Wilson-Walker	Reitsma	4
4/19/96	at NYM	Bichette-Walker	Harnisch	5	5/29/03	LA	Payton-Helton	Od. Perez	4
5/4/96	Fla	E. Young-Burks	Hammond	1	6/21/03	Det	Helton-Wilson	Knotts	7
5/21/96	Pit	Walker-Galarraga	Ruebel	1	7/25/03	Mil	Wilson-Walker	Obermuller	4
6/14/96	Phi	Vander Wal-Castilla	M. Williams	1	9/11/03	at STL	Payton-Pellow	Hitchcock	3
6/18/96	Mon	Burks-Bichette	Fassero	3	9/27/03	at SD	Wilson-Walker	Roa	5
6/29/96	LA	Burks-Bichette	Valdes / Park	8	4/20/04	LA	Johnson-Burnitz	Ishii	2
7/23/96(1)	NYM	Weiss-Burks	B. Jones	5	<b>4/27/04</b>	<b>Fla</b>	<b>Burnitz-Johnson</b>	<b>Oliver</b>	<b>4</b>
7/23/96(2)	NYM	<b>Bichette-Galarraga</b>	<b>Harnisch</b>	<b>1</b>			<b>Johnson-Holliday</b>	<b>Oliver</b>	<b>4</b>
		<b>Galarraga-Castilla</b>	<b>Harnisch</b>	<b>1</b>	5/18/04	at Cin	Burnitz-Holiday	Lidle	2
8/10/96	at Atl	Galarraga-Castilla	Wohlers	10	5/18/04	at Cin	Burnitz-Holiday	Reith	7
8/17/96(2)	at Cin	Walker-Bichette	Carrara	3	5/19/04	at Cin	Castilla-Burnitz	T. Jones / Graves	8
8/20/96	STL	Galarraga-Bichette	Al. Benes	2	6/10/04	at NYY	Gonzalez-Freeman	Contreras	4
9/13/96	Hou	Burks-Bichette	Reynolds	6	7/16/04	SF	Holliday-Greene	F. Rodriguez	7
4/5/97	at Mon	Walker-Galarraga	Telford	4	7/18/04	SF	Burnitz-Wilson	Herges	9
		Burks-Walker	Veres	7	8/7/04	Cin	Burnitz-Wilson	P. Wilson	2
5/6/97	NYM	Burks-Bichette	B. Manuel	5	9/13/04	at Ari	Castilla-Burnitz	L. Cormier	5
5/12/97	at Phi	Bichette-D. Coles	Mimbs	5	5/17/05	SF	Holliday-Mohr	N. Lowry	2
5/26/97	STL	Galarraga-Castilla	Petkovsek	8	5/31/05	STL	Mohr-Greene	Mulder	4
5/29/97	at Fla	<b>Walker-Galarraga</b>	<b>A. Fernandez</b>	<b>6</b>	8/3/05	at SF	Shealy-Gonzalez	Hennessey	2
		<b>Galarraga-Bichette</b>	<b>A. Fernandez</b>	<b>6</b>	8/21/05	ChC	Holliday-Atkins	Maddux	5
6/7/97	Fla	<b>Walker-Galarraga</b>	<b>R. Helling</b>	<b>1</b>	9/3/05	LA	Hawpe-Atkins	D.J. Houlton	5
		<b>Galarraga-Bichette</b>	<b>R. Helling</b>	<b>1</b>	4/9/06	at SD	Hawpe-Smith	Jake Peavy	4
6/30/97	Ana	Walker-Galarraga	Ke. Gross	1	7/31/06	Mil	Atkins-Holliday	Chris Capuano	3
7/25/97	Chi	Bichette-Castilla	K. Foster	1	9/10/06	Wsh	Helton-Atkins	Chris Schroder	7
8/9/97	Pit	Walker-Galarraga	S. Cooke	1	9/19/06	SF	Atkins-Holliday	Matt Cain	3
9/15/97	at Fla	Walker-Galarraga	A. Fernandez	7	6/15/07	TB	Atkins-Hawpe	James Shields	1
9/16/97	at Fla	Walker-Galarraga	Alfonseca	5	8/21/07	Pit	Tulowitzki-Hawpe	Shane Youman	7
9/18/97	at SD	Walker-Galarraga	Ti. Worrell	8	9/27/07	at LA	Atkins-Hawpe	Esteban Loaiza	4
5/10/98	at Mon	Bichette-Helton	Telford	8	6/7/08	Mil	Hawpe-Iannetta	Dave Bush	1
5/13/98	Chi	Castilla-Helton	Trachsel	5	6/21/08	NYM	Atkins-Hawpe	Pedro Martinez	5
5/29/98	Hou	Walker-Castilla	D. Henry	8	7/20/08	Pit	Baker-Holliday	Zack Duke	5
5/31/98	Hou	Castilla-Helton	Lima	1	4/6/09	at Ari	Tulowitzki-Iannetta	Brandon Webb	4
6/26/98	Oak	Helton-J. Reed	Dougherty	7	4/8/09	at Ari	Torrealba-Stewart	Billy Buckner	7
9/4/98	SD	Castilla-Helton	Hitchcock	4	5/6/09	SF	Murton-Torrealba	Randy Johnson	5
4/25/99	at SF	Echevarria-Hamilton	Embree	7	6/4/09	at Hou	Hawpe-Atkins	Wandy Rodriguez	5
6/9/99	Sea	K. Abbott-Bichette	Fassero / Suzuki	5	6/18/09	TB	Barnes-Helton	Matt Garza	3
6/22/99	Chi	Bichette-Castilla	Trachsel	1	7/31/09	at Cin	Iannetta-Gonzalez	David Weathers	8
6/28/99	at SD	Walker-Bichette	Cunnane / Hoffman	9	8/30/09	at SF	Helton-Tulowitzki	Matt Cain	5
7/26/99	Hou	Bichette-J. Barry	T. Miller	7	9/3/09	NYM	Iannetta-Stewart	Pat Misch	7
7/31/99	at STL	Bichette-Castilla	Luebberts	3	5/15/10 (2)	Was	Gonzalez-Smith	Atilano	3
8/15/99(2)	NYM	Bichette-Castilla	S. Bennett	4	5/26/10	Ari	Gonzalez-Smith	Gutierrez	7
8/30/99	Pit	Helton-Echevarria	C. Peters	5	<b>5/27/10</b>	<b>Ari</b>	<b>Smith-Gonzalez</b>	<b>Haren</b>	<b>7</b>
9/1/99	Pit	Helton-J. Barry	Schmidt	6			<b>Gonzalez-Spilborghs</b>	<b>Haren</b>	<b>7</b>
9/10/99	Mil	Helton-Castilla	Pulsipher	1	7/27/10	Pit	Hawpe-Barnes	Duke	5
9/14/99	NYM	Castilla-Clemente	Dotel	3	8/4/10	SF	Gonzalez-Tulowitzki	Bautista	6
9/17/99	LA	Bichette-Helton	Checo	5	9/22/10	Ari	Mora-Helton	Lopez	1
4/13/00	STL	Helton-Bragg	Kile	2	4/14/11	at NYM	Gonzalez-Tulowitzki	Dickey/Parnell	7
5/1/00	Mon	Helton-Hammonds	Hermanson	3					
5/24/00	Chi	Hammonds-Carpenter	Farnsworth	6					
7/4/00	Phi	Cirillo-Helton	Bottenfield	1					
8/27/00	at Pit	Helton-Hollandsworth	Arroyo	5					
9/29/00	at Atl	Hollandsworth-Shumpert	Asbly	5					

**-Bold: back-to-back-to-back HR**

## MOST BACK-TO-BACK HR

Rk.	Player	HR
1.	Larry Walker	34
2.	Todd Helton	34
3.	Dante Bichette	31
4.	Andres Galarraga	26
5.	Vinny Castilla	23

## TOP BACK-TO-BACK DUOS

- Larry Walker-Andres Galarraga ..... 11  
*all 11 in that order*
- Larry Walker-Todd Helton ..... 9  
*Walker-Helton (8), Helton-Walker (1)*
- Andres Galarraga-Dante Bichette ..... 7  
*Galarraga-Bichette (4), Bichette-Galarraga (3)*
- Dante Bichette-Vinny Castilla ..... 6  
*all 6 in that order*

## GAME-ENDING HOME RUNS (38)

Player	Date	Opponent	Pitcher	Inn.	On	Final
Ellis Burks	4/17/94	Montreal	G. Heredia	10	0	6-5
Dante Bichette	4/26/95	New York	Remlinger	14	2	11-9
Ellis Burks (PH)	6/2/95	Pittsburgh	Miceli	9	2	7-4
Vinny Castilla	8/20/95	Chicago	Wendell	9	1	4-2
John Vander Wal (PH)	5/18/96	St. Louis	Eckersley	9	2	9-8
Dante Bichette	7/11/96	San Diego	Hoffman	10	2	8-5
Dante Bichette	8/20/96	St. Louis	M. Mathews	13	1	5-4
Larry Walker	6/5/97	San Diego	Burrows	11	1	9-7
Dante Bichette	5/31/98	Houston	Henry	9	1	7-5
Vinny Castilla	6/3/98	Arizona	G. Olson	9	1	3-2
Neifi Perez	9/27/98	San Francisco	Nen	9	0	9-8
Larry Walker	5/21/99	Arizona	Frascatore	11	0	8-7
Dante Bichette	5/23/99	Arizona	G. Olson	9	1	7-6
Todd Helton	6/18/99	Florida	Mantei	9	1	11-10
Larry Walker	8/18/99	Atlanta	Rocker	9	2	4-1
Todd Helton	5/27/00	Pittsburgh	J. Christiansen	9	0	7-6
Todd Hollandsworth	4/15/01	Arizona	Mantei	10	2	10-7
Larry Walker	6/2/01	San Francisco	Zerbe	9	1	7-5
Todd Helton	7/31/01	Philadelphia	R. Cormier	9	0	7-6
Jeff Cirillo	9/18/01	Arizona	Kim	9	0	10-9
Todd Zeile	6/20/02	New York-AL	Karsay	10	2	14-11
Todd Helton	8/21/03	Florida	Looper	9	0	5-4
Vinny Castilla	5/17/04	Philadelphia	Tim Worrell	9	1	7-6
Clint Barmes	4/4/05	San Diego	Hoffman	9	1	12-10
Dustan Mohr	8/8/05 (1)	Florida	de los Santos	11	0	4-3
Matt Holliday	4/29/07	Atlanta	S. Colyer	11	7	9-7
Todd Helton	9/18/07 (G2)	Los Angeles	T. Saito	9	1	9-8
Omar Quintanilla	8/24/08	Cincinnati	M. Lincoln	12	0	4-3
Todd Helton	6/20/09	Pittsburgh	Jesse Chavez	9	1	9-7
Ryan Spilborghs	8/24/09	San Francisco	Merkin Valdez	14	3	6-4
Chris Iannetta	9/29/09	Milwaukee	David Weathers	11	1	7-5
Chris Iannetta	4/14/10	New York-NL	Jenry Mejia	10	0	6-5
Miguel Olivo	5/12/10	Philadelphia	Chad Durbin	10	0	4-3
Jason Giambi	6/23/10	Boston	Jonathan Papelbon	9	1	8-6
Seth Smith	7/6/10	St. Louis	Ryan Franklin	9	2	12-9
Chris Iannetta	7/7/10	St. Louis	Evan MacLane	9	0	8-7
Carlos Gonzalez	7/31/10	Chicago-NL	Sean Marshall	9	0	6-5
Jason Giambi	9/12/10	Arizona	Sam Demel	9	1	4-2
Jason Giambi	8/15/11	Florida	Randy Choate	9	2	7-4

Record Book

## EXTRA-INNING HOME RUNS (42)

Player	Date	Opp.	Inn.	On	Pitcher	Player	Date	Opp.	Inn.	On	Pitcher
Dante Bichette	5/20/93	at SD	11	0	Gene Harris	Bobby Estalella	5/28/02	at SD	12	0	Jeremy Fikac
Dante Bichette	8/23/93	at Phi	13	0	Roger Mason	Todd Zeile	6/20/02	NYN	10	2	Steve Karsay
Ellis Burks	4/17/94	Mon	10	0	Gil Heredia	Chris Stynes	6/30/03	Ari	12	2	Jose Valverde
Dante Bichette	4/26/95	NYM	14	2	Mike Remlinger	Greg Norton	8/12/03	at Mon	11	2	Rocky Biddle
Dante Bichette	7/11/96	SD	10	2	Trevor Hoffman	Todd Greene	4/8/04	at Ari	11	0	S. Randolph
Andres Galarraga	8/10/96	at Atl	10	0	Mark Wohlers	Todd Helton	5/9/04	at ChC	10	0	Joe Borowski
Vinny Castilla	8/10/96	at Atl	10	0	Mark Wohlers	Larry Walker	6/25/04	at Cle	10	1	Jose Jimenez
Dante Bichette	8/20/96	StL	13	1	T.J. Mathews	Todd Helton	7/22/05	at Pit	10	1	Jose Mesa
Dante Bichette	9/24/96	at SD	11	0	Trevor Hoffman	Dustan Mohr	8/8/05 (1)	Fla	11	0	V. de los Santos
Vinny Castilla	4/28/97	at Hou	10	0	Billy Wagner	Matt Holliday	4/29/07	Atl	11	1	Steve Colyer
Larry Walker	6/5/97	SD	11	1	Terry Burrows	Troy Tulowitzki	6/22/07	at Tor	10	1	Jeremy Accardo
Jeff Reed	7/14/97	LA	10	0	Todd Worrell	Troy Tulowitzki	6/28/07	at Hou	11	0	Brian Moehler
Vinny Castilla	7/22/97	at Mon	12	1	Dave Veres	Brad Hawpe	9/21/07	at SD	14	0	Joe Thatcher
Ellis Burks	9/6/97	StL	12	0	D. Eckersley	Omar Quintanilla	8/24/08	Cin	12	0	Mike Lincoln
Ellis Burks	6/15/98	at SF	12	1	J. Johnstone	Ryan Spilborghs	8/24/09	SF	14	3	Merkin Valdez
Larry Walker	5/21/99	Ari	11	0	J. Frascatore	Chris Iannetta	9/29/09	Mil	11	1	David Weathers
Todd Helton	6/2/99	at Atl	11	0	Russ Springer	Chris Iannetta	4/14/10	NYM	10	0	Jenry Mejia
Edgard Clemente	8/19/99	Atl	14	0	Bruce Chen	Ian Stewart	5/5/10	at SD	12	0	Tim Stauffer
Bubba Carpenter	5/16/00	at NYM	11	0	Turk Wendell	Miguel Olivo	5/12/10	Phi	10	0	Chad Durbin
Ben Petrick	8/30/00	at Phi	11	0	Wayne Gomes	Todd Helton	8/7/10	at Pit	10	1	Sean Gallagher
T. Hollandsworth	4/15/01	Ari	10	2	Matt Mantei						
Larry Walker	5/12/02	at NYM	13	1	Kane Davis						

## EXTRAORDINARY SCORING STREAKS

Colorado set a Major League record by scoring at least one run in 361 consecutive home games from July 5, 1999 to September 17, 2003...the streak ended on September 18, 2003 when Wade Miller and two Houston relievers held Colorado scoreless on 3 hits in a 6-0 Astros victory...it was the first time the Rox had been blanked at Coors Field since San Diego's Andy Ashby tossed a complete-game shutout on July 4, 1999...Colorado's record scoring streak lasted over 100 games longer than the previous mark of 258 set by the Boston Braves over a century ago, 1892-1896...it totaled nearly four-and-a-half years, 1,535 days to be exact, during which the Rockies posted a 201-160 (.557) record while averaging 7.6 runs per game (2,732)...three different skippers managed the Rockies throughout the streak: Jim Leyland, Buddy Bell and Clint Hurdle.


From May 4, 1999 at Chicago to May 7, 1999 vs. Philadelphia, the Rockies scored in 14 consecutive innings, tying a 50-year-old National League mark...the 1949 Mets were the only other NL club to ever score in 14 straight frames...only one team in big league history had ever scored in more, the 1903 Red Sox, who plated at least one run in 17 consecutive innings...on May 5, 1999 at Wrigley, Colorado scored in every inning of a nine-inning game, only the ninth team in big league history to ever do that and first since the St. Louis Cardinals in 1964.



# Coors Field Home Run History

## YEAR-BY-YEAR HR AT COORS

Year	Rockies	Visitors	Total	Per Gm
1995	134	107	241	3.3
1996	149	122	271	3.3
1997	124	121	245	3.0
1998	111	101	212	2.6
1999	144	159	303	3.7
2000	112	133	245	3.0
2001	124	144	268	3.3
2002	97	135	232	2.9
2003	113	117	230	2.8
2004	111	110	221	2.7
2005	86	84	170	2.1
2006	75	93	168	2.1
2007	103	82	185	2.3
2008	92	82	174	2.1
2009	98	74	172	2.1
2010	108	79	187	2.3
2011	94	101	195	2.4
<b>Total</b>	<b>1,875</b>	<b>1,844</b>	<b>3,719</b>	<b>2.7</b>



## SINGLE GAME HOME RUNS AT COORS FIELD

### Combined

- 10 July 2, 2002 vs. SF (Col 3, SF 7)
- 10 May 1, 2000 vs. MON (Col 5, Mon 5)
- 10 Aug. 14, 1999 vs. MON (Col 6, Mon 4)
- 10 June 9, 1999 vs. SEA (Col 5, Sea 5)
- 10 June 30, 1996 vs. LA (Col 4, LA 6)

### Rockies

- 6 Sept. 17, 1999 vs. Los Angeles
- 6 Aug. 14, 1999 vs. Montreal
- 6 June 9, 1999 vs. Seattle
- 6 July 4, 2008 vs. Florida

### Opponents

- 7 July 2, 2002 vs. San Francisco
- 6 Sept. 16, 2003 vs. Houston
- 6 June 12, 2001 vs. Seattle
- 6 June 14, 2000 vs. Houston
- 6 May 19, 1999 vs. Cincinnati
- 6 Sept. 27, 1997 vs. Los Angeles
- 6 June 30, 1996 vs. Los Angeles
- 6 June 29, 1996 vs. Los Angeles
- 6 Sept. 18, 2011 vs. San Francisco

## MOST HOME RUNS AT COORS FIELD

### All Players

No.	Player	HR
1.	Todd Helton	212
2.	Larry Walker	154
3.	Vinny Castilla	132
4.	Dante Bichette	111
5.	Matt Holliday	87
6.	Andres Galarraga	73
7.	Troy Tulowitzki	68
8.	Brad Hawpe	60
9.	Ellis Burks	57
10.	Carlos Gonzalez	49

### Visitors

No.	Player	HR
1.	Barry Bonds	26
2.	Eric Karros	21
	Sammy Sosa	21
4.	Jeff Kent	20
	Ryan Klesko	20
6.	Mike Piazza	17
	Luis Gonzalez	17
8.	Adrian Beltre	16
9.	Reggie Sanders	15
	Gary Sheffield	15
	Pedro Feliz	15
	Brian Giles	15

### Team

No.	Club	HR
1.	Colorado Rockies	1,875
2.	San Francisco Giants	218
3.	Los Angeles Dodgers	186
4.	San Diego Padres	181
5.	Arizona Diamondbacks	149
6.	Cincinnati Reds	110
7.	Chicago Cubs	106
8.	Atlanta Braves	98
	Montreal/Washington	98
10.	St. Louis Cardinals	97

## COORS FIELD POSTSEASON HOME RUNS

### ROCKIES

Player	Date	Opponent
Vinny Castilla	Oct. 3, 1995	Atlanta
Larry Walker	Oct. 4, 1995	Atlanta
Yorvit Torrealba	Oct. 14, 2007	Arizona
Matt Holliday	Oct. 14, 2007	Arizona
Matt Holliday	Oct. 15, 2007	Arizona
Matt Holliday	Oct. 27, 2007	Boston
Brad Hawpe	Oct. 28, 2007	Boston
Garrett Atkins	Oct. 28, 2007	Boston
Carlos Gonzalez	Oct. 11, 2009	Philadelphia

### OPPONENTS

Player	Date	Team
Marquis Grissom	Oct. 3, 1995	Atlanta
Chipper Jones	Oct. 3, 1995	Atlanta
Chipper Jones	Oct. 3, 1995	Atlanta
Marquis Grissom	Oct. 4, 1995	Atlanta
Marquis Grissom	Oct. 4, 1995	Atlanta
Shane Victorino	Oct. 6, 2007	Philadelphia
Mark Reynolds	Oct. 14, 2007	Arizona
Chris Snyder	Oct. 15, 2007	Arizona
Mike Lowell	Oct. 28, 2007	Boston
Bobby Kielty	Oct. 28, 2007	Boston
Chase Utley	Oct. 11, 2009	Philadelphia
Shane Victorino	Oct. 12, 2009	Philadelphia
Jayson Werth	Oct. 12, 2009	Philadelphia

## LONGEST HOME RUNS, COORS FIELD HISTORY

<u>Distance</u>	<u>Player</u>	<u>Opponent</u>	<u>Date</u>	<u>Pitcher</u>	<u>Inning</u>
1. * 496'	Mike Piazza	Los Angeles	9/26/97	Holmes	6
2. 493'	Larry Walker	Oakland	8/31/97	Oquist	5
3. 492'	Barry Bonds	San Francisco	8/27/02	Stark	1
4. 490'	Sammy Sosa	Chicago-NL	8/10/02	Chacon	3
5. 488'	Barry Bonds	San Francisco	9/9/01	Elarton	1
6. 487'	Andres Galaraga	Seattle	8/28/97	Olivares	6
7. 483'	Larry Walker	Chicago	6/22/99	Sanders	6
483'	Ray Lankford	St. Louis	5/19/96	Thompson	9
9. 482'	Jim Edmonds	St. Louis	4/4/01	Neagle	1
#482'	Sammy Sosa	Chicago	8/30/98	Kile	1

\*—Off the LCF billboard between the scoreboard and Rockpile; #—Off the Coca-Cola billboard adjacent to the left-field scoreboard.

## ALL-TIME UPPER DECK HOME RUNS (31)

<u>Date</u>	<u>Player</u>	<u>Opponent</u>	<u>Date</u>	<u>Player</u>	<u>Opponent</u>
May 18, 1996	Larry Walker, Col (475')	St. Louis	June 3, 2002	Larry Walker, Col (481')	Los Angeles
May 19, 1996	Ray Lankford, STL (483')	St. Louis	July 2, 2002	Larry Walker, Col (462')	San Fran.
July 11, 1996	Ken Caminiti, SD (461')	San Diego	July 19, 2002	Todd Hollandsworth, Col (462')	Milwaukee
July 10, 1997	Ken Caminiti, SD (465')	San Diego	Aug. 23, 2003	Chipper Jones, Atl (463')	Atlanta
Aug. 31, 1997	Larry Walker, Col (493')	Oakland	April 20, 2004	Jerome Burnitz, Col (452')	Los Angeles
June 9, 1999	Ken Griffey, Jr., Sea. (478')	Seattle	June 4, 2004	Jerome Burnitz, Col (462')	San Fran.
June 22, 1999	Larry Walker, Col (483')	Chicago	Sept. 12, 2004	Todd Helton, Col (440')	San Diego
June 23, 1999	Larry Walker, Col (445')	Chicago	Sept. 19, 2004	Milton Bradley, LA (479')	Los Angeles
Aug. 14, 1999	Todd Helton, Col (449')	Montreal	May 9, 2005	Adam LaRoche, Atl (464')	Atlanta
May 13, 2000	Barry Bonds, SF (457')	San Fran.	July 7, 2005	Todd Helton, Col (448')	Los Angeles
June 29, 2000	Barry Bonds, SF (449')	San Fran.	June 17, 2007	Carlos Pena, TB (452')	Tampa Bay
July 17, 2000	Larry Walker, Col (473')	Oakland (1)	June 7, 2008	Ian Stewart, Col (442')	Milwaukee
July 27, 2000	Larry Walker, Col (445')	Los Angeles	May 15, 2010	Adam Dunn, Was (442')	Washington
April 4, 2001	Jim Edmonds, STL (461')	St. Louis	July 31, 2010	Carlos Gonzalez, Col (462')	Chicago-NL
April 4, 2001	Jim Edmonds, STL (482')	St. Louis	April 18, 2011	Nate Schierholtz (468')	San Francisco
July 20, 2001	Todd Helton, Col (467')	Los Angeles			

## MOST HOME RUNS HIT AT HOME, MLB HISTORY

<u>HR</u>	<u>Club</u>	<u>Year</u>	<u>Home Park</u>
153	Texas Rangers	2005	Ameriquet Field in Arlington
<b>149</b>	<b>Colorado Rockies</b>	<b>1996</b>	<b>Coors Field</b>
146	Toronto Blue Jays	2010	Rogers Centre
145	Chicago White Sox	2004	U.S. Cellular Field
<b>144</b>	<b>Colorado Rockies</b>	<b>1999</b>	<b>Coors Field</b>
143	Chicago White Sox	2008	U.S. Cellular Field
140	Texas Rangers	2003	The Ballpark at Arlington
137	Chicago Cubs	2004	Wrigley Field
136	Chicago White Sox	2006	U.S. Cellular Field
136	New York Yankees	2009	Yankee Stadium (new)
135	Houston Astros	2000	Enron Field
<b>134</b>	<b>Colorado Rockies</b>	<b>1995</b>	<b>Coors Field</b>
134	Toronto Blue Jays	2000	SkyDome

## MOST HOME RUNS BY PARK, MLB HISTORY

<u>HR</u>	<u>Park, City</u>	<u>Home Club(s)</u>	<u>Year</u>
<b>303</b>	<b>Coors Field, Denver</b>	<b>Colorado Rockies</b>	<b>1999</b>
277	U.S. Cellular Field, Chicago	Chicago White Sox	2004
<b>271</b>	<b>Coors Field, Denver</b>	<b>Colorado Rockies</b>	<b>1996</b>
<b>268</b>	<b>Coors Field, Denver</b>	<b>Colorado Rockies</b>	<b>2001</b>
266	Enron Field, Houston	Houston Astros	2000
253	Sportsman's Park, St. Louis	St. Louis Cardinals and St. Louis Browns	1925

## ROCKIES TO REACH ON CATCHERS INTERFERENCE (8)

<u>Player</u>	<u>Date</u>	<u>Opponent</u>
Walt Weiss	Aug. 28, 1996	Cincinnati
Dante Bichette	April 29, 1997	at Houston
Ellis Burks	May 31, 1997	at Florida
Todd Helton	Aug. 3, 1999	at Cincinnati
Todd Helton	May 21, 2001	vs. Los Angeles
Todd Helton	July 19, 2002	vs. Milwaukee
Gabe Kapler	April 16, 2003	at Arizona
Luis Gonzalez	Aug. 3, 2005	at San Francisco

## MOST RUNS SCORED

### Rockies

20	Sept. 23, 2003 vs. Arizona
20	Sept. 20, 2005 vs. San Diego
20	Sept. 18, 2006 vs. San Francisco
19	June 7, 1996 vs. Atlanta
19	June, 18, 2000 vs. Arizona
19	Aug. 8, 2007 vs. Milwaukee
19	Sept. 25, 2011 at Houston
18	Sept. 17, 1999 vs. Los Angeles
18	July 18, 2000 vs. Oakland
18	May 13, 2005 vs. Arizona
17	June 19, 1993 vs. San Diego
17	June 28, 2000 vs. San Francisco
17	July 4, 2007 vs. New York-NL
17	July 30, 2010 vs. Chicago-NL
16	April 20, 1994 vs. Florida
16	Aug. 12, 1995 at Atlanta
16	June 30, 1996 vs. Los Angeles
16	Sept. 12, 1996 vs. Atlanta
16	June 9, 1999 vs. Seattle
16	May 3, 2000 vs. Montreal
16	Aug. 10, 2001 at Cincinnati
16	May 23, 2002 vs. San Diego
16	Aug. 3, 2003 at Pittsburgh
16	June 7, 2006 vs. Pittsburgh

### Inning

12	July 30, 2010	vs. CHC	8th
11	July 12, 1996	vs. SD	7th
10	April 13, 2000	vs. STL	2nd
9	June 18, 2000	vs. Ari	3rd
9	Sept. 27, 2001	vs. SD	3rd
9	May 13, 2005	vs. Ari	7th
9	July 31, 2005	vs. Phi	5th
9	June 5, 2009	at STL	9th
9	July 6, 2010	vs. STL	9th
8	June 19, 1993	vs. SD	3rd
8	June 23, 1993	vs. Cin	7th
8	June 29, 1996	vs. LA	8th
8	June 6, 1999	vs. Mil	7th
8	April 16, 2000 (2)	vs. STL	6th
8	April 30, 2002	vs. Pit	4th
8	June 20, 2002	vs. NYY	6th
8	April 8, 2005	at SF	7th

### Rockies

25	Sept. 25, 2011 at Houston
24	May 3, 2000 vs. Montreal
24	Aug. 3, 2003 at Pittsburgh
23	June 18, 2000 vs. Arizona
23	Sept. 20, 2005 vs. San Diego
23	Aug. 8, 2007 vs. Milwaukee
22	Aug. 12, 2000 at Montreal
21	July 3, 1995 vs. Houston
21	June 7, 1996 vs. Atlanta
21	May 14, 1998 vs. Chicago
21	Sept. 7, 1998 vs. Florida
21	July 18, 2000 vs. Oakland
21	July 4, 2008 vs. Florida
21	July 30, 2010 vs. Chicago-NL

### Inning

13	July 30, 2010	vs. CHC	8th
9	April 13, 2000	vs. StL	2nd
9	Sept. 30, 2001	vs. Mil	3rd
8	July 12, 1996	vs. SD	7th
8	April 19, 1998 (2)	vs. Atl	3rd
8	July 11, 1999	vs. Ana	1st
8	April 3, 2003	at Hou	5th
8	May 13, 2005	vs. Ari	7th
8	June 4, 2005	vs. Cin	6th
8	July 31, 2005	vs. Phi	5th
8	April 9, 2006	at SD	5th
8	Sept. 28, 2006	vs. LA	4th
8	April 4, 2007	vs. Ari	8th
8	July 6, 2010	vs. STL	9th

### Opponents

26	Aug. 18, 1995 vs. Chicago-NL
24	May 19, 1999 vs. Cincinnati
22	July 21, 2001 vs. Los Angeles
21	April 28, 1996 vs. Montreal
20	April 18, 1999 vs. Atlanta
20	June 19, 2002 vs. New York-AL
20	May 26, 2008 at Philadelphia
19	April 11, 1993 vs. Montreal
19	Sept. 28, 2006 vs. Los Angeles
18	May 30, 1993 vs. Philadelphia
18	Aug. 29, 1996 vs. Cincinnati
18	April 10, 1998 vs. Cincinnati
18	July 2, 2002 vs. San Francisco
17	June 24, 1993 at San Francisco
17	May 6, 1995 vs. Los Angeles
17	July 26, 1996 vs. Chicago-NL
17	July 4, 2008 vs. Florida

### Combined

36	May 19, 1999 vs. Cincinnati
35	July 4, 2008 vs. Florida
33	Aug. 18, 1995 vs. Chicago-NL
31	June 30, 1996 vs. Los Angeles
30	April 28, 1996 vs. Montreal
30	June 28, 2000 vs. San Francisco
30	June 19, 2002 vs. New York-AL
30	Sept. 28, 2006 vs. Los Angeles
29	June 22, 1993 vs. Cincinnati
29	July 21, 2001 vs. Los Angeles
29	Sept. 23, 2003 vs. Arizona
28	April 11, 1993 vs. Montreal
28	May 6, 1995 vs. Los Angeles
28	Sept. 17, 1999 vs. Los Angeles
28	Sept. 18, 2006 vs. San Francisco

## MOST HITS

### Extra-Base Hits

12	July 4, 2008 vs. Florida
12	July 30, 2010 vs. Chicago-NL
11	July 29, 2008 vs. Pittsburgh
11	Aug. 3, 2003 at Pittsburgh
11	June 18, 2000 vs. Arizona
11	Aug. 8, 2007 vs. Milwaukee
10	Sept. 20, 2005 vs. San Diego
10	May 13, 2005 vs. Arizona
10	April 4, 2005 vs. San Diego
10	April 24, 2001 vs. Chicago-NL
10	June 28, 2000 vs. San Francisco
10	June 17, 2000 vs. Arizona
10	May 5, 1998 at Philadelphia
10	Aug. 26, 1996 vs. Cincinnati (7 inn.)
10	May 4, 1996 vs. Florida
10	Oct. 1, 2007 vs. San Diego (13 inn.)

### Opponents

28	May 19, 1999 vs. Cincinnati
27	Aug. 18, 1995 vs. Chicago-NL
24	April 18, 1999 vs. Atlanta
24	May 13, 2009 vs. Houston
23	July 2, 2002 vs. San Francisco
23	July 21, 2001 vs. Los Angeles
23	April 29, 2000 vs. New York-NL
23	April 18, 1997 vs. Atlanta

# LARGEST COMEBACK VICTORIES

Deficit Erased	Date	Linescore							
9 (4-13)	July 4, 2008	Florida Colorado	520 121	600 143	400 402	-	17	22	2
9 (1-10)	August 25, 2010	Atlanta Colorado	343 010	000 133	000 04x	-	10	14	2
8 (0-8)	June 28, 1994 (GM 1)	San Diego Colorado	025 000	101 630	000 01x	-	9	18	1
8 (0-8)	Sept. 27, 2001	San Diego Colorado	260 029	000 020	100 00x	-	9	14	1
8 (0-8)	July 4, 2004	Detroit Colorado	140 000	210 064	000 00x	-	8	12	1
7 (0-7)	June 12, 1993	Houston Colorado	025 000	011 413	002 15x	-	11	13	1
7 (2-9)	July 12, 1996	San Diego Colorado	301 010	014 100	003 (11)0x	-	12	14	0
7 (0-7)	Sept. 27, 1998	San Francisco Colorado	003 000	040 060	010 201	-	8	12	0
7 (1-8)	June 28, 2000	San Francisco Colorado	512 014	300 034	101 41x	-	13	13	2
7 (0-7)	May 13, 2003	New York-NL Colorado	330 000	010 000	010 45x	-	8	13	1
7 (0-7)	Sept. 24, 2006	Atlanta Colorado	500 000	201 240	000 12x	-	8	15	0
7 (9-2)	July 6, 2010	St. Louis Colorado	003 002	213 000	000 109	-	9	11	1

## 1-0 GAMES

Date	Score	Opponent	Win	Loss	GW RBI (Inn.)
July 15, 1993	L, 0-1	at Chicago-NL	Morgan (CG)	BLAIR	Buechele (4th)
May 8, 1994	W, 1-0	at San Fran.	Nied	Ge. Harris	Kingery (9th)
Aug. 10, 1994	W, 1-0 (6)	vs. Atlanta	Ritz	Glavine	Bichette (4th)
Sept. 12, 1998	W, 1-0	at San Fran.	Astacio	Nen	Reed (9th)
Sept. 20, 1998	W, 1-0 (11)	at San Diego	Kile	Myers	Hamilton (11th)
May 30, 1999	W, 1-0	at Philadelphia	Kile	Ogea	Walker (8th)
May 19, 2001	L, 0-1	at Florida	Penny	Thomson	Millar (7th)
Aug. 12, 2002	W, 1-0	at Florida	Jennings	Burnett	Helton (4th)
Aug. 14, 2002	L, 0-1	at Florida	Lloyd	Santos	J. Encarnacion (9th)
Sept. 24, 2002	W, 1-0	at Los Angeles	Stark	Od. Perez	Zeile (1st)
July 24, 2003	L, 0-1 (11)	at Los Angeles	Shuey	J. Lopez	S. Green (11th)
Aug. 2, 2003	L, 0-1	at Pittsburgh	Meadows	Jennings	J. Hernandez (2nd)
July 9, 2005	W, 1-0	vs. San Diego	Jennings	Lawrence	Gonzalez (6th)
April 26, 2006	L, 0-1	vs. Philadelphia	Myers	Cook	Howard (7th)
July 25, 2006	L, 0-1	vs. St. Louis	Carpenter	Jennings	Pujols (6th)
Aug. 1, 2006	L, 0-1	vs. Milwaukee	Bush	Fogg	Damian Miller (7th)
June 11, 2008	W, 1-0	vs. San Diego	Fuentes	Yabu	No RBI; Molina error
Sept. 14, 2008	W, 1-0 (10)	vs. Los Angeles	Corpas	Kuo	Tulowitzki (10th)
Sept. 17, 2008	W, 1-0	vs. San Diego	Hernandez	Geer	Koshansky (4th)
May 3, 2009	L, 0-1 (10)	at San Francisco	Medders	Corpas	Aurilia (10th)
July 1, 2009	L, 0-1	at Los Angeles	Troncoso	Hammel	Furcal (8th)
July 6, 2009	W, 1-0	vs. Washington	Marquis	Stammen	Helton (1st)
June 12, 2010	W, 1-0	vs. Toronto	Hammel	Morrow	Gonzalez (6th)
July 18, 2010	W, 1-0	at Cincinnati	Cook	Wood	lannetta (6th)
August 10, 2010	L, 0-1	at New York-NL	Pelfrey	Jimenez	Reyes (7th)
August 22, 2010	W, 1-0	at Arizona	Chacin	Heilman	Fowler (8th)
October 2, 2010	L, 0-1	at St. Louis	Motte	Morales	No RBI (11th)

Bold Purple at Coors Field

## LOW RUN GAMES AT COORS

After no 1-0 games over the park's first 10 years, there have now been four 1-0 contests at Coors Field in the last three seasons...the first came on July 9, 2005, when the Rockies beat the Padres 1-0...it happened in the 847th regular season game in the facility's history...according to the Elias Sports Bureau, the 846 total contests without a 1-0 game is the longest span of any park in major league history...the previous record was 635 games, held by the Philadelphia Athletics of the American Association from 1882 to 1891...even that streak, however, was completed in games at three different parks...the streak actually started at Oakdale Park (1882), then spanned eight seasons at Jefferson Street Grounds (1883-1890) and ended at a place called Athletic Park (1891)...on Sept. 14 vs. Los Angeles, the Rox defeated the Dodgers 1-0 in 10 innings - that game was scoreless through 9 innings - a first in Coors Field history...according to the Elias Sports Bureau, that game was the first game ever played at either Mile High Stadium or at Coors Field that was scoreless at the end of the 9th inning (previously at Coors Field: 0-0 after 8 innings on 6/11 vs. San Francisco)...the Rockies played 1257 previous games in Colorado in their history, the longest streak of home games without a 0-0 score through 9 innings for a team since the Athletics played 1615 straight home games in which at least one team scored before extra frames (the A's streak lasted more than 20 years (June 22, 1947 through Sept. 3, 1967), spanning the club's relocation from Philadelphia to Kansas City).

Date, Opponent	Result	COL Starter	Opp. Starter
July 9, 2005 vs. San Diego	W, 1-0	Jason Jennings	Brian Lawrence
April 16, 2006 vs. Philadelphia	L, 0-1	Aaron Cook	Brett Myers
July 25, 2006 vs. St. Louis	L, 0-1	Jason Jennings	Chris Carpenter
Aug. 1, 2006 vs. Milwaukee	L, 0-1	Josh Fogg	Dave Bush
June 11, 2008 vs. San Francisco	W, 1-0	Ubaldo Jimenez	Tim Lincecum
Sept. 14, 2008 vs. Los Angeles (10 inn.)	W, 1-0	Aaron Cook	Greg Maddux
Sept. 17, 2008 vs. San Diego	W, 1-0	Livan Hernandez	Josh Geer
July 6, 2009 vs. Washington	W, 1-0	Jason Marquis	Craig Stammen
June 12, 2010 vs. Toronto	W, 1-0	Jason Hammel	Brendan Morrow



# WINNING / LOSING STREAKS

## Longest Winning Streaks

G	Dates
11	Sept. 16-27, 2007
11	June 4-14, 2009
10	Sept. 3-12, 2010
9	Aug. 26-Sept. 5, 1997
8	July 7-17, 1996
8	Sept. 8-15, 1996
8	Sept. 4-11, 2009
7	May 14-22, 1996
7	Sept. 6-12, 1998
7	May 22-29, 2007
7	April 9-15, 2011
6	Aug. 8-13, 1993
6	Sept. 6-12, 1995
6	June 11-16, 1996
6	April 3-9, 1997
6	May 27-June 2, 2000
6	April 26-May 2, 2002
6	May 21-26, 2002

## Longest Losing Streaks

G	Dates
13	July 25-Aug. 6, 1993(2)
11	July 4-17, 2000
10	April 24-May 7, 2005
9	June 24-July 2, 1999
9	Aug. 24-Sept. 1, 2002
9	Sept. 15-23, 2011
8	July 12-19, 1997
8	April 5-12, 1998
8	July 22-31, 2002
8	Aug. 29-Sept. 7, 2003
8	June 6-13, 2004
8	Aug. 22-31, 2004
8	April 6-15, 2005
8	July 7-17, 2006
8	June 22-29, 2007
8	May 26-June 2, 2008
8	June 22-30, 2008
8	Sept. 26-Oct. 3, 2010

# LONGEST / SHORTEST GAMES

## Longest Game, Nine Innings

Time	Date	Opponent	Score
4:20	June 30, 1996	vs. Los Angeles	W, 16-15
4:19	April 16, 2000 (2)	vs. St. Louis	W, 14-13
4:12	June 28, 2000	vs. San Francisco	W, 17-13
4:08	Sept. 29, 2001	vs. Milwaukee	W, 14-12
4:03	June 19, 2002	vs. New York-AL	L, 10-20
3:59	July 4, 2008	vs. Florida	W, 18-17
3:59	May 25, 2009	vs. Los Angeles-NL	L, 6-16
3:55	Sept. 24, 2001	vs. San Diego	W, 15-11
3:54	Sept. 25, 1998	vs. San Francisco	L, 6-8

## Shortest Games, Overall

Time	Date	Opponent	Score
1:41 (7)	May 23, 1998	at Cincinnati	L, 1-4
1:51 (7)	Sept. 23, 2000	vs. Florida	L, 1-3
1:52	June 30, 2006	at Seattle	W, 2-0
1:53 (6)	April 22, 2004	vs. Los Angeles	W, 7-1
1:55	June 24, 1995	at San Diego	L, 0-2
1:55	June 25, 2002	at Los Angeles	L, 0-4
1:56	Aug. 11, 1995	at Atlanta	L, 3-5
1:56	May 20, 2004	at Cincinnati	L, 1-3
1:58 (7)	Aug. 1, 2001	vs. Philadelphia	L, 1-8
1:58	July 1, 2008	vs. San Diego	W, 4-0
1:59	June 27, 1993	at San Francisco	L, 0-5
1:59	Sept. 25, 1993	vs. Cincinnati	W, 6-0
1:59 (6)	Aug. 10, 1994	vs. Atlanta	W, 1-0
2:00	July 24, 2005	at Pittsburgh	L, 0-3
2:01	July 5, 1998	at San Diego	L, 2-7
2:01	Aug. 30, 2002	at San Diego	L, 0-2

## Longest Game, Extra-innings

Time	Inn	Date	Opponent	Score
6:16	22	April 17, 2008	at San Diego	W, 2-1
5:24	15	July 4, 2010	vs. San Francisco	W, 4-3
5:21	18	Aug. 15, 2006	vs. Arizona	L, 1-2
5:11	14	April 8, 2011	at Pittsburgh	L, 3-4
5:07	16	Sept. 16, 2006	at Arizona	L, 6-7
5:07	13	Aug. 20, 2011	vs. Los Angeles-NL	W, 7-6
5:06	14	Aug. 18, 2007	at Los Angeles	W, 7-4
4:53	14	Sept. 30, 2006	at Chicago-NL	W, 11-9
4:51	13	April 27, 1996	vs. Montreal	W, 6-5
4:57	14	Aug. 24, 2009	vs. San Francisco	W, 6-4
4:47	14	April 26, 1995	vs. New York-NL	W, 11-9
4:39	10	July 14, 1997	vs. Los Angeles	W, 14-12
4:38	13	April 8, 2003	vs. St. Louis	L, 12-15
4:38	13	April 25, 2008	at Los Angeles	L, 7-8
4:36	12	May 11, 2004	vs. Pittsburgh	L, 10-15
4:34	12	May 20, 2007	vs. Kansas City	L, 5-10

## Shortest Games, Coors Field

Time	Date	Opponent	Score
1:51 (7)	Sept. 23, 2000	Florida	L, 1-3
1:58	July 1, 2008	San Diego	W, 4-0
2:02 (6)	Sept. 19, 1999	Los Angeles	L, 2-5
2:05	April 7, 2008	Atlanta	W, 2-1
2:06 (7)	Aug. 26, 1996	Cincinnati	W, 9-5
2:06	July 31, 2006	Milwaukee	W, 4-2
2:07	Aug. 28, 1999 (2)	Philadelphia	W, 4-0
2:11	June 3, 1998	Arizona	W, 3-2
2:11	April 22, 2007	San Diego	W, 4-2
2:11	May 12, 2007	San Francisco	W, 6-2
2:11	June 2, 2007	Cincinnati	W, 4-1
2:12	Sept. 9, 1995	Cincinnati	W, 6-2
2:12	Sept. 24, 2005	San Francisco	W, 6-0
2:12	July 6, 2009	Washington	W, 1-0
2:13	April 4, 2003	Arizona	W, 2-1
2:14	June 4, 2003	Cleveland	W, 2-1
2:14	Aug. 3, 2004	Chicago-NL	L, 3-5
2:14	Aug. 21, 2004	Montreal	W, 5-2
2:14	May 3, 2006	Cincinnati	W, 3-0
2:14	May 6, 2006	Houston	W, 5-0

## Most Innings, Game

Inn	Date	Opponent	Score
22	April 17, 2008	at San Diego	W, 2-1
18	Aug. 15, 2006	vs. Arizona	L, 1-2
16	Sept. 16, 2006	at Arizona	L, 6-7
15	July 4, 1994 (2)	at Chicago-NL	W, 4-2
	July 4, 2010	vs. San Francisco	W, 4-3
14	April 26, 1995	vs. New York-NL	W, 11-9
	Aug. 19, 1999	vs. Atlanta	L, 7-9
	Sept. 30, 2006	at Chicago-NL	W, 11-9
	Aug. 18, 2007	at Los Angeles	W, 7-4
	Sept. 21, 2007	at San Diego	W, 2-1
	Aug. 24, 2009	vs. San Francisco	W, 6-4
	April 10, 2010	vs. San Diego	L, 4-5
	April 8, 2011	at Pittsburgh	L, 3-4
	May 20, 2011	at Milwaukee	L, 6-7

(7)—Rain-shortened, seven innings

(6)—Rain-shortened, six innings

# HOMESTANDS / ROADTRIPS

## Best Homestands

Dates	Opponents	W	L	Pct.
July 11-17, 1996	SD, SF	7	0	1.000
April 26-May 2, 2002	Phi., Pit.	6	0	1.000
Sept. 1-10, 2009	NYM, Ari, Cin	9	1	.900
June 12-21, 2009	Sea, TB, Pit	8	1	.889
July 3-9, 1995	Hou., Mon.	6	1	.857
Sept. 4-10, 1998	SD, Fla.	6	1	.857
May 23-29, 2003	SF, LA	6	1	.857
July 17-23, 2008	Pit, LA	6	1	.857
June 2-7, 1995	Pit., STL	5	1	.833
April 4-10, 2003	Ari, STL	5	1	.833
June 15-21, 2007	TB, NYF	5	1	.833
July 2-8, 2007	NYM, Phi	5	1	.833
May 3-7, 2006	Cin., Hou.	4	1	.800
July 1-11, 2010	SF, STL, SD	8	2	.800
Sept. 6-15, 2010	Cin, Ari, SD	8	2	.800
Sept. 8-17, 1995	Cin., Atl., Fla.	7	2	.778
May 17-25, 1996	STL, Pit., Cin.	7	2	.778
Sept. 10-18, 1996	Atl., Hou., LA	7	2	.778
May 23-31, 2000	ChC, Pit, Hou.	7	2	.778
Sept. 14-26, 1993	Hou., LA, SD, Cin.	10	3	.769
May 13-26, 2002	Fla., Atl., SD, SF	10	3	.769

## Best Roadtrips

Dates	Opponents	W	L	Pct.
Sept. 21-27, 2007	SD, LA	7	0	1.000
April 7-14, 2011	Pit, NYM	7	1	.875
Aug. 25-30, 2000	Pit., Phi.	5	1	.833
April 7-13, 2006	SD, Ari.	5	1	.833
May 21-27, 2007	Ari, SF	5	1	.833
Aug. 15-21, 2008	Was, LA	5	1	.833
April 19-23, 1996	NYM, ChC.	4	1	.800
July 21-25, 2004	LA, Ari.	4	1	.800
June 1-11, 2009	Hou., STL, Mil	8	3	.727
July 5-11, 2004	SF, SD	5	2	.714
Sept. 12-21, 1997	Atl., Fla., SD, LA	7	3	.700

## Worst Homestands

Dates	Opponents	W	L	Pct.
Sept. 15-21, 2011	SF, SD	0	7	.000
May 6-13, 1993	Atl., SF	1	7	.125
July 23-29, 1999	STL., Hou.	1	6	.143
May 28-June 2, 1993	Phi., Pit.	1	5	.167
July 22-Aug. 1, 1993	STL, Atl., SF	2	8	.200
April 7-20, 1998	STL, Cin., LA, Atl.	3	10	.231

## Worst Roadtrips

Dates	Opponents	W	L	Pct.
June 25-July 1, 1999	SD, SF	0	7	.000
June 8-13, 2004	NYF, TB	0	6	.000
April 8-13, 2005	SF, Ari.	0	6	.000
Aug. 18-24, 2006	NYM, Mil.	0	6	.000
June 23-29, 2008	at KC, Det	0	6	.000
July 2-6, 1997	Tex., SF	0	5	.000
Aug. 29-Sept. 3, 2003	LA, SF	0	5	.000
June 22-July 1, 2007	Tor, ChC, Hou	1	9	.100
April 29-May 8, 2005	LA, SD, Fla.	1	8	.111
June 14-22, 2005	Cle., Bal., Hou.	1	8	.111
May 6-14, 1996	Atl., Fla., Cin.	1	7	.125
July 12-19, 2001	Tex., Oak., SF	1	7	.125
June 24-July 1, 1993	SF, Atl.	1	6	.143
Aug. 11-18, 2003	Mon., NYM	1	6	.143
July 22-Aug. 4, 2002	Ari., Mil., Pit., ChC	2	10	.167
June 21-26, 1996	Phi., NY	1	5	.167
June 30-July 5, 1998	Sea., SD	1	5	.167
June 29-July 5, 2001	Ari., SD	1	5	.167
April 19-25, 2002	Ari., Cin.	1	5	.167
June 7-12, 2002	Tor., Bos.	1	5	.167
Sept. 24-29, 2002	LA, Ariz.	1	5	.167
May 18-23, 2004	Cin., NYM	1	5	.167
Sept. 1-6, 2006	LA, SD	1	5	.167
April 25-30, 2008	LA, SF	1	5	.167
May 9-15, 2008	SD, Ari.	1	5	.167
May 3-8, 2011	Ari, SF	1	5	.167

Record Book

# HOMESTANDS, 10 OR MORE GAMES

In Chronological Order

Dates	Gm	Opponents	W	L	Pct.
June 11-23, 1993	12	Hou., LA, SD, Cin.	8	4	.667
Sept. 14-26, 1993	13	Hou., LA, SD, Cin.	10	3	.769
May 16-26, 1994	11	LA, Atl, Cin.	4	7	.364
June 20-29, 1994	10	Hou., SF, SD	5	5	.500
July 14-24, 1994	10	STL, ChC, Fla.	5	5	.500
Aug. 17-27, 1995	10	Chi., Pit., STL	4	6	.400
June 7-19, 1996	13	Atl., Hou., Phil., Mon.	9	4	.692
Aug. 20-29, 1996	10	STL, Pit., Cin.	7	3	.700
April 7-20, 1998	13	STL, Cin., LA, Atl.	3	10	.231
July 2-11, 1999	11	SD, LA, Ana.	6	5	.545
Sept. 10-22, 1999	12	Milw., NYM, LA, Ariz.	5	7	.417
Sept. 19-28, 2000	10	SD, Fla., Ariz.	4	6	.400
June 1-14, 2001	12	SF, Hou., STL, Sea.	7	5	.583
April 8-17, 2002	10	Hou., Ari., LA	3	10	.300
May 13-26, 2002	13	Fla., Atl., SD, SF	10	3	.769
Aug. 20-29, 2002	10	Mon., NYM, SF	3	10	.300
Sept. 12-22, 2002	10	LA, STL, Ari.	6	4	.600
April 20-May 2, 2004	12	LA, Hou., Fla., Atl.	6	6	.500
July 26-Aug. 8, 2004	13	LA, Ari., ChC, Cin.	7	6	.538
May 9-19, 2005	10	Atl., Ari., SF	5	5	.500
Aug. 8-21, 2005	14	Fla., Pit., Wsh., Mil., ChC	6	8	.429
July 24-Aug. 2, 2006	10	STL, SD, Mil.	6	4	.600
Sept. 18-28, 2006	10	SF, Atl., LA	5	5	.500
May 10-20, 2007	10	SF, Ari, KC	4	6	.400
May 28-June 7, 2007	10	STL, Cin, Hou	6	4	.600
Aug. 4-14, 2008	10	Was, SD, Ari	3	7	.300
July 3-12, 2009	10	Ari, Was, Atl	6	4	.600
Sept. 1-10, 2009	10	NYM, Ari, Cin	9	1	.900
July 1-11, 2010	10	SF, STL, SD	8	2	.800
Sept. 6-15, 2010	10	Cin, Ari, SD	8	2	.800
June 9-19, 2011	10	LAD, SD, Det	6	4	.600

# FOUR-CITY ROADTRIPS

In Chronological Order

Date	Length	Cities	Record	Pct.
May 14-27, 1993	13-game, 14-day	Cin., SD, LA, Hou.	3-10	.231
Aug. 2-15, 1993	14-game, 14-day	Cin., SD, LA, Hou.	7-7	.500
May 9-22, 1997	13-game, 14-day	Phi., Pit., NYM, SF	3-10	.231
Sept. 12-27, 1997	10-game, 10-day	Atl., Fla., SD, LA	7-3	.700
April 30-May 12, 1998	12-game, 13-day	NYM, Phi., Mon., Pit.	6-6	.500
April 22-May 5, 1999	13-game, 14-day	SF, STL, Pit., ChC	6-7	.462
July 30-Aug. 11, 1999	12-game, 13-day	STL, Cin., Fla., Mil.	4-8	.333
Aug. 21-Sept. 3, 2001	13-game, 14-day	NYM, Mil., LA, SF	7-6	.538
July 22-Aug. 4, 2002	12-game, 14-day	Ari., Mil., Pit., ChC	2-10	.167
Aug. 24-Sept. 5, 2004	12-game, 13-day	Atl., Fla., SF, SD	4-8	.333

## ANAHEIM

**By Rockies:** 1  
Sept. 1-2 at Anaheim (2)  
**By Angels:** 3  
June 5-7, 1998 at Anaheim (3)  
July 9, 2000 at Anaheim (3)  
July 6-8, 2001 in Denver (3)

## ARIZONA

**By Rockies:** 9  
March 31-April 2, 1998 at Arizona (3)  
Sept. 20-22, 2002 in Denver (3)  
April 4-6, 2003 in Denver (3)  
July 23-25, 2004 at Arizona (3)  
July 30-Aug. 1, 2004 in Denver (3)  
Sept. 22-23, 2004 in Denver (3)  
Sept. 4-6, 2009 in Denver (3)  
May 25-27, 2010 in Denver (3)  
Sept. 10-12, 2011 in Denver (3)  
**By Diamondbacks:** 13  
July 17-19, 1998 at Arizona (3)  
June 29-July 1, 2001 at Arizona (3)  
Oct. 2-4, 2001 at Arizona (3)  
April 11-14, 2002 in Denver (4)  
July 22-24, 2002 at Arizona (3)  
Sept. 26-29, 2002 at Arizona (4)  
April 11-13, 2005 at Arizona (3)  
July 7-9, 2009 in Denver (3)  
April 4-6, 2008 in Denver (3)  
May 13-15, 2008 at Arizona (3)  
Sept. 26-28, 2008 at Arizona (3)  
Sept. 21-23, 2010 at Arizona (3)  
August 29-31, 2011 at Arizona (3)

## ATLANTA

**By Rockies:** 5  
Sept. 10-12, 1996 in Denver (3)  
Sept. 12-14, 1997 at Atlanta (3)  
April 25-26, 1998 at Atlanta (2)  
April 7, 2008 in Denver (3)  
Aug. 23-25, 2010 in Denver (3)  
**By Braves:** 16  
May 6-8, 1993 in Denver (4)  
June 29-July 1, 1993 at Atlanta (3)  
July 26-28, 1993 in Denver (3)  
Oct. 1-3, 1993 at Atlanta (3)  
May 20-22, 1994 in Denver (3)  
June 1-3, 1995 in Denver (3)  
May 6-8, 1996 at Atlanta (3)  
July 16-17, 1997 at Atlanta (2)  
May 20-21, 1998 at Atlanta (2)  
May 6-8, 2003 at Atlanta (3)  
Aug. 22-24, 2003 in Denver (3)  
Aug. 24-25, 2004 at Atlanta (3)  
May 1-2, 2006 at Atlanta (2)  
June 16, 2008 in Denver (1)  
Sept. 9-11, 2008 at Atlanta (4)  
July 4-7, 2011 at Atlanta (4)

## CHICAGO CUBS

**By Rockies:** 2  
April 29-May 1, 1994 at Chicago (2)  
April 22-23, 1996 at Chicago (2)  
April 15-16, 1997 at Chicago (2)  
April 30-May 1, 1997 in Denver (2)  
July 24-27, 1997 in Denver (3)  
July 30-Aug. 1, 2010 in Denver (3)  
April 25-26, 2011 at Chicago (2)  
**By Chicago:** 6  
July 15-18, 1994 at Chicago (4)  
July 18-20, 1994 in Denver (3)  
May 13-14, 1998 in Denver (2)  
Aug. 3-5, 2002 in Denver (3)  
June 25-27, 2007 at Chicago (3)  
May 29-June 1, 2008 at Chicago (4)  
May 17-18, 2010 at Chicago (2)  
June 27, 2011 at Chicago (1)

## CHICAGO WHITE SOX

**By White Sox:** 1  
June 6-8, 2005 in Denver (3)

## CINCINNATI

**By Rockies:** 9  
Sept. 8-10, 1995 in Denver (3)  
July 22-23, 1998 in Denver (2)  
June 15-17, 2001 at Cincinnati (3)  
Aug. 6-8, 2002 in Denver (3)  
June 3-5, 2005 in Denver (3)  
July 25-27, 2008 at Cincinnati (3)  
July 31-Aug. 2, 2009 at Cincinnati (3)  
Sept. 7-10, 2009 in Denver (4)  
Sept. 7-9, 2010 in Denver (3)  
**By Reds:** 7  
May 14-16, 1993 at Cincinnati (3)  
Aug. 2-5, 1993 at Cincinnati (4)  
May 17-19, 1999 in Denver (3)  
July 13-15, 2000 in Denver (3)  
April 15-22, 2006 at Cincinnati (3)  
July 15-17, 2005 at Cincinnati (3)  
July 13-16, 2006 at Cincinnati (4)

## CLEVELAND

**By Rockies:** 2  
June 3-5, 2003 in Denver (3)  
June 17-19, 2008 in Denver (3)

## DETROIT

**By Rockies:** 1  
July 2-4, 2004 in Denver (3)  
**By Detroit:** 1  
June 27-29, 2008 in Detroit (3)

## FLORIDA

**By Rockies:** 9  
July 6-8, 1993 in Denver (3)  
May 3-5, 1996 in Denver (3)  
April 22-23, 1997 in Denver (2)  
Sept. 7-10, 1998 in Denver (4)  
June 18-20, 1999 in Denver (3)  
Aug. 17-19, 2001 in Denver (3)  
Aug. 19-21, 2003 in Denver (3)  
Aug. 8, 2005 in Denver (2)  
April 28-30, 2006 at Florida (3)  
**By Marlins:** 7  
April 27-28, 1994 at Florida (2)

Aug. 8-10, 1995 at Florida (3)  
May 8-12, 1996 at Florida (4)  
Aug. 13-15, 1996 at Florida (3)  
Aug. 6-8, 1998 at Florida (3)  
June 24-25, 2004 at Florida (2)  
June 2-4, 2006 in Denver (3)

## HOUSTON

**By Rockies:** 7  
June 11-13, 1993 in Denver (3)  
Sept. 14-16, 1993 in Denver (4)  
Sept. 13-15, 1996 in Denver (3)  
June 24-25, 1998 in Denver (2)  
May 29-31, 2000 in Denver (3)  
May 5-7, 2006 in Denver (3)  
August 22-24, 2011 in Denver (3)  
**By Astros:** 1  
July 26-27, 1994 at Houston (2)  
June 18-20, 2001 at Houston (3)  
Oct. 1-3, 2004 at Houston (3)  
June 20-22, 2005 at Houston (3)

## KANSAS CITY

**By Rockies:** 1  
June 24-26, 2005 in Denver (3)  
**By Kansas City:** 1  
June 23-25, 2008 at Kansas City (3)

## LOS ANGELES

**By Rockies:** 8  
Aug. 9-11, 1993 at Los Angeles (4)  
Sept. 19-21, 1997 at Los Angeles (3)  
July 21-22, 1999 at Los Angeles (3)  
May 27-29, 2003 in Denver (3)  
Sept. 2-4, 2005 in Denver (3)  
Sept. 18-20, 2007 in Denver (4)  
Sept. 25-27, 2007 at Los Angeles (3)  
April 5-6, 2011 in Denver (2)  
**By Dodgers:** 15  
May 21-23, 1993 at Los Angeles (3)  
May 5-7, 1995 in Denver (3)  
July 14-17, 1997 in Denver (2)  
July 19-20, 2000 at Los Angeles (2)  
April 5-7, 2002 at Los Angeles (3)  
May 20-22, 2003 at Los Angeles (3)  
Aug. 29-31, 2003 at Los Angeles (3)  
Sept. 6-7, 2003 in Denver (3)  
April 29-May 1, 2005 at Los Angeles (3)  
May 22-24, 2006 at Los Angeles (3)  
Sept. 26-28, 2006 in Denver (3)  
April 25-27, 2008 at Los Angeles (3)  
April 17-19, 2008 at Los Angeles (3)  
May 25-27, 2009 at Los Angeles (3)  
Sept. 27-29, 2010 in Denver (3)

## MILWAUKEE

**By Rockies:** 7  
June 4-6, 1998 in Denver (3)  
Sept. 28-30, 2001 in Denver (3)  
July 19-21, 2002 in Denver (3)  
July 25-27, 2003 in Denver (3)  
Aug. 6-7, 2007 in Denver (3)  
June 9-11, 2009 at Milwaukee (3)  
Sept. 29-Oct. 1, 2009 in Denver (3)  
**By Brewers:** 6  
July 22-23, 1998 at Milwaukee (2)  
June 26-28, 2002 at Milwaukee (3)  
June 29-July 30, 2004 in Denver (3)  
May 23-25, 2006 at Milwaukee (3)  
Aug. 22-24, 2006 at Milwaukee (3)  
May 20-22, 2011 at Milwaukee (3)

## NEW YORK METS

**By Rockies:** 6  
April 26-27, 1994 in Denver (2)  
May 30-June 1, 1994 at New York (3)  
July 23-24, 1996 in Denver (3)  
Aug. 15-17, 1997 in Denver (3)  
July 2-4, 2007 in Denver (3)  
April 11-14, 2011 at New York (4)

## By Mets: 7

April 5, 7, 1993 at New York (2)  
July 24-26, 1996 at New York (3)  
Aug. 18-19, 1998 at New York (3)  
Aug. 15-18, 2003 at New York (4)  
May 21-23, 2004 at New York (3)  
Aug. 18-20, 2006 at New York (3)  
July 11-13, 2008 at New York (3)

## NEW YORK YANKEES

**By Rockies:** 1  
June 19-21, 2007 in Denver (3)  
**By Yankees:** 1  
June 8-10, 2004 at New York (3)

## OAKLAND

**By Rockies:** 2  
Aug. 30-31, 1997 in Denver (2)  
June 26-28, 2009 at Oakland (3)  
**By A's:** 2  
July 18-20, 1999 at Oakland (3)  
July 15-17, 2001 at Oakland (3)

## PHILADELPHIA

**By Rockies:** 4  
June 13-16, 1996 in Denver (4)  
August 12-13, 1997 in Denver (2)  
Aug. 28-29, 1999 in Denver (3)  
April 26-28, 2002 in Denver (3)  
**By Phillies:** 11  
May 28-30, 1993 in Denver (3)  
April 4-7, 1994 in Denver (3)  
April 24-25, 1996 in Denver (3)  
July 7-8, 1999 in Denver (2)  
May 3-5, 2002 at Philadelphia (3)  
April 22-24, 2003 at Philadelphia (3)  
April 21-22, 2008 in Denver (2)  
May 25-28, 2008 at Philadelphia (3)  
July 23-26, 2010 at Philadelphia (4)  
Sept. 2, 2010 in Denver (1)  
August 1-3, 2011 in Denver (3)

## PITTSBURGH

**By Rockies:** 9  
Sept. 3-5, 1993 in Denver (3)  
June 2-4, 1995 in Denver (3)  
May 20-22, 1996 in Denver (3)  
Aug. 8-10, 1997 in Denver (3)

Aug. 25-27, 2000 at Pittsburgh (3)  
April 30-May 2, 2002 in Denver (3)  
July 16-18, 2007 at Pittsburgh (3)  
July 17-20, 2008 in Denver (4)  
June 19-21, 2007 in Denver (3)  
**By Pirates:** 4  
May 7-8, 1997 in Denver (2)  
May 14-15, 1997 at Pittsburgh (2)  
May 11-12, 1998 at Pittsburgh (2)  
Aug. 30-Sept. 1, 1999 in Denver (3)

## ST. LOUIS

**By Rockies:** 6  
July 14-17, 1994 in Denver (4)  
May 17-19, 1996 in Denver (3)  
Aug. 20-22, 1996 in Denver (3)  
April 2-5, 2001 in Denver (3)  
June 5-8, 2009 at St. Louis (4)  
July 6-8, 2010 in Denver (3)  
**By Cardinals:** 9  
April 28-29, 1993 at St. Louis (2)  
Aug. 25-27, 1995 in Denver (3)  
April 7-9, 1998 in Denver (3)  
July 23-25, 1999 in Denver (3)  
Sept. 17-19, 2002 in Denver (3)  
Sept. 24-26, 2004 at Denver (3)  
July 16-18, 2006 at St. Louis (5)  
Sept. 30-Oct. 3, 2010 at St. Louis (4)

## SAN DIEGO

**By Rockies:** 9  
May 1-3, 1995 in Denver (3)  
July 11-14, 1998 in Denver (4)  
Sept. 24-25, 1996 at San Diego (2)  
April 17-19, 2001 at San Diego (3)  
May 21-23, 2002 in Denver (3)  
April 18-20, 2003 in Denver (3)  
April 7-9, 2005 at San Diego (5)  
Sept. 21-23, 2007 at San Diego (3)  
Sept. 3-5, 2010 at San Diego (3)  
**By Padres:** 8  
Sept. 17-18, 2006 at San Diego (2)  
July 3-5, 1998 at San Diego (3)  
June 25-28, 1999 at San Diego (4)  
April 6-8, 2001 in Denver (3)  
Sept. 19-22, 2006 at San Diego (3)  
May 2-4, 2005 at San Diego (3)  
Sept. 4-6, 2006 at San Diego (3)  
Sept. 19-21, 2011 in Denver (3)

## SAN FRANCISCO

**By Rockies:** 9  
May 9-11, 1995 in Denver (3)  
July 15-17, 1996 in Denver (3)  
July 10-12, 1998 in Denver (3)  
May 12-14, 2000 in Denver (3)  
May 24-26, 2002 in Denver (3)  
July 9-10, 2003 in Denver (2)  
May 25-27, 2007 at San Francisco (3)  
Sept. 23-25, 2008 at San Francisco (3)  
May 16-17, 2011 in Denver (2)  
**By Giants:** 14  
July 30-Aug. 1, 1993 in Denver (3)  
Sept. 19-22, 1996 at San Francisco (4)  
July 4-6, 1997 at San Francisco (3)  
June 29-July 1, 1999 at San Francisco (3)  
July 4-6, 2000 at San Francisco (4)  
July 18-19, 2002 at San Francisco (2)  
Aug. 26-29, 2002 in Denver (4)  
July 17-20, 2003 at San Francisco (4)  
Sept. 2-3, 2003 at San Francisco (2)  
May 28-30, 2004 at San Francisco (3)  
April 8-10, 2005 at San Francisco (3)  
Aug. 28-30, 2009 at San Francisco (3)  
May 6-8, 2011 in Denver (3)  
Sept. 15-18, 2011 in Denver (4)

## SEATTLE

**By Rockies:** 2  
Aug. 28-29, 1997 in Denver (2)  
June 12-14, 2009 in Denver (3)  
**By Mariners:** 1  
June 12-13, 1997 at Seattle (2)

## TAMPA BAY

**By Rockies:** 1  
June 21-23, 2002 in Denver (3)  
**By Devil Rays:** 1  
June 11-13, 2004 at Tampa Bay (3)

## TEXAS

**By Rockies:** 1  
June 9-12, 2000 in Denver (3)  
**By Rangers:** 1  
July 2-3, 1997 at Texas (2)

## TORONTO

**By Rockies:** 2  
May 19-21, 2006 in Denver (3)  
June 11-13, 2010 in Denver (3)  
**By Blue Jays:** 2  
June 7-9, 2002 at Toronto (3)  
June 22-24, 2007 at Toronto (3)

## WASHINGTON / MONTREAL

**By Rockies:** 14  
April 15-17, 1994 in Denver (3)  
July 6-9, 1995 in Denver (4)  
April 4-6, 1997 at Montreal (3)  
Aug. 10-12, 1998 in Denver (3)  
Aug. 20-21, 1998 at Montreal (2)  
May 1-3, 2001 in Denver (3)  
Aug. 11-14, 2000 at Montreal (4)  
Aug. 12-14, 2005 in Denver (3)  
June 12-15, 2006 at Washington (4)  
Sept. 7-10, 2006 in Denver (3)  
Aug. 24-26, 2007 in Denver (3)  
Aug. 15-17, 2008 at Washington (3)  
July 6-8, 2009 in Denver (3)  
Aug. 18-20, 2009 at Washington (3)  
**By Nationals / Expos:** 4  
Aug. 30-Sept. 1, 1993 in Denver (3)  
Sept. 6-8, 1993 at Montreal (3)  
July 29-31, 1996 at Montreal (3)  
April 25-26, 2000 at Montreal (2)

# Rockies on Opening Day



## OPENING DAY RESULTS (10-9)

Date	Opp.	Result	Starter	W-L	IP	H	R	ER	BB	SO
April 5, 1993	at New York	L, 0-3	Nied	L	5.0	6	2	2	6	3
April 4, 1994	Philadelphia	L, 6-12	Reynoso	-	6.0	5	5	2	2	4
April 26, 1995	New York	W, 11-9 (14)	Swift	-	6.0	10	5	5	0	4
April 2, 1996	at Philadelphia	W, 5-3	Ritz	W	5.1	1	0	0	7	2
April 1, 1997	at Cincinnati	L, 4-1	Ritz	L	5.0	8	1	5	4	4
March 31, 1998	at Arizona	W, 9-2	Kile	W	7.0	8	1	1	3	4
April 4, 1999#	at San Diego	W, 8-2	Kile	W	6.2	5	2	1	4	4
April 3, 2000	at Atlanta	L, 0-2	Astacio	L	7.1	6	2	2	1	5
April 2, 2001	St. Louis	W, 8-0	Hampton	W	8.1	5	0	0	3	5
April 1, 2002	at St. Louis	L, 2-10	Hampton	L	3.2	9	6	6	3	1
April 1, 2003	at Houston	L, 4-10	Jennings	L	4.0	9	8	8	1	5
April 6, 2004	at Arizona	W, 6-2	Estes	W	7.0	2	6	1	2	7
April 4, 2005	vs. San Diego	W, 12-10	Kennedy	W	5.0	2	6	4	1	6
April 3, 2006	vs. Arizona	W, 3-2 (11)	Jennings	-	7.0	6	1	1	4	6
April 2, 2007	vs. Arizona	L, 6-8	Cook	-	6.0	9	5	5	4	4
April 1, 2008*	at St. Louis	W, 2-1	Wells	-	5.1	4	1	1	3	3
April 6, 2009	at Arizona	L, 8-9	Cook	-	2.1	7	6	6	1	2
April 5, 2010	at Milwaukee	W, 5-3	Jimenez	W	6.0	8	1	1	1	1
April 1, 2011	vs. Arizona	L, 6-7	Jimenez	-	6.0	7	6	5	1	1

#- in Monterrey, Mexico \*- rained out Mar. 31 (Francis)

## OPENING DAY LINEUPS

1993			2000			2007		
<b>April 5 at New York</b>			<b>April 3 at Atlanta</b>			<b>April 2 vs. Arizona</b>		
21	Eric Young	2B	24	Tom Goodwin	CF	3	Willy Taveras	CF
5	Alex Cole	CF	3	Mike Lansing	2B	7	Kazuo Matsui	2B
10	Dante Bichette	RF	33	Larry Walker	RF	27	Garrett Atkins	3B
14	A. Galarraga	1B	7	Jeff Cirillo	1B	17	Todd Helton	LF
24	Jerald Clark	LF	17	Todd Helton	1B	5	Matt Holliday	RF
13	Charlie Hayes	3B	4	Jeffrey Hammonds	LF	11	Brad Hawpe	RF
7	Joe Girardi	C	5	Neifi Perez	SS	2	Troy Tulowitzki	SS
12	F. Benavides	SS	8	Brent Mayne	C	20	Chris Iannetta	C
17	David Nied	P	34	Pedro Astacio	P	28	Aaron Cook	P
<b>1994</b>			<b>2001</b>			<b>2008</b>		
<b>April 4 vs. Philadelphia</b>			<b>April 2 vs. St. Louis</b>			<b>April 1 at St. Louis</b>		
22	Walt Weiss	SS	9	Juan Pierre	CF	3	Willy Taveras	CF
22	H. Johnson	LF	12	Todd Walker	2B	7	Troy Tulowitzki	SS
10	Dante Bichette	RF	33	Larry Walker	RF	17	Todd Helton	1B
14	A. Galarraga	1B	17	Todd Helton	1B	5	Matt Holliday	LF
13	Charlie Hayes	3B	7	Jeff Cirillo	3B	27	Garrett Atkins	3B
26	Ellis Burks	CF	27	Todd Hollandsworth	LF	11	Brad Hawpe	RF
7	Joe Girardi	C	5	Neifi Perez	SS	8	Yorvit Torrealba	CF
8	Roberto Mejia	2B	8	Brent Mayne	C	14	Jayson Nix	2B
42	A. Reynoso	P	10	Mike Hampton	P	16	Kip Wells	P
<b>1995</b>			<b>2002</b>			<b>2009</b>		
<b>April 26 vs. New York</b>			<b>April 1 at St. Louis</b>			<b>April 6 at Arizona</b>		
22	Walt Weiss	SS	9	Juan Pierre	CF	19	Ryan Spilborghs	CF
7	Joe Girardi	C	4	Juan Uribe	SS	7	Seth Smith	LF
33	Larry Walker	RF	33	Larry Walker	RF	17	Todd Helton	1B
14	A. Galarraga	1B	17	Todd Helton	1B	27	Garrett Atkins	3B
10	Dante Bichette	LF	7	Todd Zeile	3B	7	Brad Hawpe	RF
13	Mike Kingery	CF	27	Todd Hollandsworth	LF	9	Ian Stewart	2B
9	Vinny Castilla	3B	2	Jose Ortiz	2B	2	Troy Tulowitzki	SS
8	Roberto Mejia	2B	29	Gary Bennett	C	20	Chris Iannetta	C
20	Bill Swift	P	10	Mike Hampton	P	28	Aaron Cook	P
<b>1996</b>			<b>2003</b>			<b>2010</b>		
<b>April 2 at Philadelphia</b>			<b>April 1 at Houston</b>			<b>April 5 at Milwaukee</b>		
22	Walt Weiss	SS	10	Ronnie Belliard	2B	5	Carlos Gonzalez	CF
26	Ellis Burks	CF	17	Jay Payton	LF	7	Seth Smith	LF
10	Dante Bichette	RF	17	Todd Helton	1B	17	Todd Helton	1B
33	Larry Walker	CF	33	Larry Walker	RF	2	Troy Tulowitzki	SS
14	A. Galarraga	1B	44	Preston Wilson	CF	11	Brad Hawpe	RF
9	Vinny Castilla	3B	18	Jose Hernandez	SS	20	Chris Iannetta	C
6	Jason Bates	2B	23	Charles Johnson	C	9	Ian Stewart	2B
27	Jorge Brito	C	7	Chris Stynes	3B	12	Clint Barmes	3B
30	Kevin Ritz	P	32	Jason Jennings	P	38	Ubaldo Jimenez	P
<b>1997</b>			<b>2004</b>			<b>2011</b>		
<b>April 1 at Cincinnati</b>			<b>April 6 at Arizona</b>			<b>April 1 vs. Arizona</b>		
21	Eric Young	2B	4	Luis Gonzalez	2B	24	Dexter Fowler	CF
26	Ellis Burks	CF	10	Royce Clayton	SS	7	Seth Smith	RF
10	Dante Bichette	LF	17	Todd Helton	1B	5	Carlos Gonzalez	LF
33	Larry Walker	RF	44	Preston Wilson	CF	2	Troy Tulowitzki	SS
14	A. Galarraga	1B	9	Vinny Castilla	3B	17	Todd Helton	1B
9	Vinny Castilla	3B	18	Kit Pellow	LF	21	Ty Wigington	2B
8	Kirt Manwaring	C	35	Jeremy Burnitz	2B	22	Jose Lopez	1B
22	Walt Weiss	SS	23	Charles Johnson	C	20	Chris Iannetta	C
30	Kevin Ritz	P	55	Shawn Estes	P	38	Ubaldo Jimenez	P
<b>1998</b>			<b>2005</b>			<b>2011</b>		
<b>March 31 at Arizona</b>			<b>April 4 vs. San Diego</b>			<b>2011</b>		
3	Mike Lansing	2B	6	Aaron Miles	2B			
26	Ellis Burks	CF	12	Clint Barmes	SS			
33	Larry Walker	RF	17	Todd Helton	1B			
10	Dante Bichette	LF	44	Preston Wilson	CF			
9	Vinny Castilla	3B	5	Matt Holliday	LF			
17	Todd Helton	1B	22	Dustan Mohr	RF			
5	Neifi Perez	SS	10	Jeff Baker	3B			
8	Kirt Manwaring	C	7	J.D. Closser	C			
57	Darryl Kile	P	37	Joe Kennedy	P			
<b>1999</b>			<b>2006</b>			<b>2011</b>		
<b>April 4 vs. San Diego (in Mexico)</b>			<b>April 3 vs. Arizona</b>			<b>2011</b>		
12	Darryl Hamilton	CF	31	Cory Sullivan	CF			
5	Neifi Perez	SS	12	Clint Barmes	SS			
28	Lenny Harris	RF	17	Todd Helton	1B			
10	Dante Bichette	LF	5	Matt Holliday	LF			
9	Vinny Castilla	3B	27	Garrett Atkins	3B			
17	Todd Helton	1B	11	Brad Hawpe	RF			
3	Mike Lansing	2B	4	Luis Gonzalez	2B			
8	Kirt Manwaring	C	55	Danny Ardoin	C			
57	Darryl Kile	P	32	Jason Jennings	P			



# Rockies on Special Occasions

## HOME OPENERS (11-8)

Date	Opponent	Result	Starter	W-L	IP	H	R	ER	BB	SO
April 9, 1993	Montreal	W, 11-4	B. Smith	W	7.0	6	0	0	0	1
April 4, 1994	Philadelphia	L, 6-12	Reynoso	-	6.0	5	2	2	2	4
April 26, 1995	New York	W, 11-9 (14)	Swift	-	6.0	10	5	5	0	4
April 8, 1996	Chicago	L, 6-9	Ritz	L	7.0	11	9	9	4	4
April 7, 1997	Cincinnati	W, 13-2	Swift	W	6.0	3	2	1	2	4
April 7, 1998	St. Louis	L, 11-12	Astacio	L	5.0	5	6	6	2	7
April 12, 1999	San Diego	L, 5-8 (11)	Astacio	-	7.0	7	3	3	2	8
April 10, 2000	Cincinnati	W, 7-5	Arrojo	W	6.0	6	2	2	0	4
April 2, 2001	St. Louis	W, 8-0	Hampton	W	8.1	5	0	0	3	5
April 8, 2002	Houston	L, 4-8	Neagle	L	5.2	9	6	6	4	2
April 4, 2003	Arizona	W, 2-1	Chacon	W	7.0	2	1	1	0	8
April 12, 2004	Arizona	W, 7-4	Jennings	-	6.0	6	3	3	4	3
April 4, 2005	San Diego	W, 12-10	Kennedy	-	5.0	7	6	6	4	7
April 3, 2006	Arizona	W, 3-2 (11)	Jennings	-	7.0	6	1	1	1	6
April 2, 2007	Arizona	L, 6-8	Cook	-	6.0	9	5	5	4	4
April 4, 2008	Arizona	L, 1-8	Redman	L	5.2	9	5	4	3	4
April 10, 2009	Philadelphia	W, 10-3	Marquis	W	7.0	5	2	2	2	2
April 9, 2010	San Diego	W, 7-0	De La Rosa	W	7.0	1	0	0	1	9
April 1, 2011	Arizona	L, 6-7	Jimenez	-	6.0	7	6	5	1	1

## ROCKIES ON THE FOURTH OF JULY (8-12)

Date	Opponent	Result	Winner	Loser	Save	Attend.
July 4, 1993	CHICAGO	W, 3-1	Parrett	Morgan	Holmes	59,259
July 4, 1994 (1)	at Chicago	L, 3-4	Bautista	Ruffin		37,167
July 4, 1994 (2)	at Chicago	W, 4-2 (15)	Walton	Myers	Harris	
July 4, 1995	HOUSTON	L, 8-16	Hampton	Olivares		48,091
July 4, 1996	at Los Angeles	L, 4-9	Valdes	Freeman		54,331
July 4, 1997	at San Francisco	L, 0-4	Estes	Wright	Beck	41,566
July 4, 1998	at San Diego	L, 1-9	Langston	B. Jones		61,148
July 4, 1999	SAN DIEGO	L, 0-11	Ashby (CG)	Bohanon		38,059
July 4, 2000 (D)	at San Francisco	L, 1-4	Hernandez	Yoshii	Nen	40,930
July 4, 2000 (N)	at San Francisco	L, 0-3	Gardner	Karl	Nen	40,930
July 4, 2001	at San Diego	L, 3-8	Hitchcock	Suzuki		34,188
July 4, 2003	at Milwaukee	W, 8-6	S. Reed	Estrella	Speier	21,144
July 4, 2004	DETROIT	W, 10-8	Bernero	Knotts	Chacon	26,944
July 4, 2005	LOS ANGELES	L, 3-4 (11)	Carrara	Witasick	Brazoban	48,538
July 4, 2006	SAN FRANCISCO	W, 6-1	Francis	Schmidt		48,078
July 4, 2007	NEW YORK-NL	W, 17-7	Fogg	O. Hernandez		48,123
July 4, 2008	FLORIDA	W, 18-17	Buchholz	Gregg		48,691
July 4, 2009	ARIZONA	L, 7-11	Schoeneweis	Peralta	Qualls	49,096
July 4, 2010	SAN FRANCISCO	W, 4-3 (15)	Flores	Mota		35,274
July 4, 2011	at Atlanta	L, 1-4	Hanson	Jimenez	Kimbrrel	36,137

## ROCKIES ON HOME FIREWORKS NIGHTS (26-16)

Date	Opponent	Result	Attendance
July 3, 1993	Chicago	W, 5-4	63,826
July 14, 1994	St. Louis	W, 8-1	63,745
July 4, 1995	Houston	L, 8-16	48,078
July 11, 1996	San Diego	W, 8-5 (10)	45,703
July 10, 1997	San Diego	L, 5-11	45,833
June 24, 1998	Houston	W, 8-6	48,150
July 3, 1999 (D)	San Diego	W, 12-10	38,375
July 3, 1999 (N)	San Diego	W, 8-6	48,750
July 13, 2000	Cincinnati	L, 6-15	48,735
Sept. 22, 2000	Florida	L, 4-8	45,529
July 6, 2001	Anaheim	L, 5-6	48,576
Sept. 28, 2001	Milwaukee	W, 6-5	44,109
July 3, 2002	San Francisco	W, 14-4	48,504
July 5, 2002	San Diego	W, 9-6	48,540
Sept. 20, 2002	Arizona	W, 9-4	37,842
July 2, 2003	Arizona	W, 6-2	47,032
July 3, 2003	Arizona	L, 4-8	48,560
Sept. 19, 2003	San Diego	W, 6-5	31,976
July 2, 2004	Detroit	W, 9-8 (10)	47,585
July 3, 2004	Detroit	W, 11-6	48,131
Sept. 24, 2004	St. Louis	L, 4-5	45,053
May 30, 2005	St. Louis	L, 4-5	34,239
July 4, 2005	Los Angeles	L, 3-4 (11)	48,538
Sept. 23, 2005	San Francisco	L, 6-7	35,265
July 3, 2006	San Francisco	L, 6-9	48,364
July 4, 2006	San Francisco	W, 6-1	48,078
Sept. 22, 2006	Atlanta	W, 6-4	33,260
July 3, 2007	New York-NL	W, 11-3	48,040
July 4, 2007	New York-NL	W, 17-7	48,123
Sept. 28, 2007	Arizona	L, 2-4	48,190
July 3, 2008	Florida	W, 6-5 (11)	48,084
July 4, 2008	Florida	W, 18-17	48,691
Sept. 19, 2008	Arizona	W, 3-2	43,137
July 3, 2009	Arizona	W, 5-0	49,026
July 4, 2009	Arizona	L, 7-11	49,096
Sept. 25, 2009	St. Louis	W, 2-1	48,847
July 2, 2010	San Francisco	W, 6-3	48,127
July 3, 2010	San Francisco	L, 8-11	49,271
Sept. 24, 2010	San Francisco	L, 1-2	49,071
July 1, 2011	Kansas City	W, 9-0	48,282
July 2, 2011	Kansas City	W, 9-6	49,277
Sept. 16, 2011	San Francisco	L, 1-9	47,302



## ROCKIES ON EASTER SUNDAY (4-8)

<u>Date</u>	<u>Opponent</u>	<u>Result</u>	<u>Winner</u>	<u>Loser</u>	<u>Atten.</u>
April 11, 1993	MONTREAL	L, 9-19	J. Jones	Henry	66,987
April 7, 1996	at Montreal	L, 1-9	Fassero	Painter	11,212
April 12, 1998	CINCINNATI	L, 4-10	Harnisch	Astacio	46,921
April 4, 1999	vs. San Diego (in Mexico)	W, 8-2	Kile	Ashby	27,104
April 23, 2000	at St. Louis	L, 3-6	Benes	Karl	30,253
April 15, 2001	ARIZONA	W, 10-7 (10)	Estrada	Brohawn	36,841
April 20, 2003	SAN DIEGO	W, 8-0	Chacon	Peavy	28,005
April 11, 2004	at Los Angeles	W, 4-2	Estes	Od. Perez	27,076
April 16, 2006	PHILADELPHIA	W, 0-1	Myers	Cook	25,144
April 8, 2007	at San Diego	L, 1-2 (10)	Linebrink	Hawkins	27,086
April 12, 2009	PHILADELPHIA	L, 5-7	Madson	Street	21,628
April 24, 2011	at Florida	L, 3-6	Dunn	Belisle	11,422

## ROCKIES ON MEMORIAL DAY (11-8)

<u>Date</u>	<u>Opponent</u>	<u>Result</u>	<u>Winner</u>	<u>Loser</u>	<u>Atten.</u>
May 31, 1993	PITTSBURGH	W, 6-2	Reynoso	Wakefield	47,665
May 30, 1994	at New York	W, 12-2	Ritz	Gozzo	20,705
May 29, 1995	at St. Louis	L, 5-6 (11)	Habyan	Bailey	26,962
May 27, 1996	at St. Louis	W, 5-2	Ritz	Stottemyre	38,043
May 26, 1997	ST. LOUIS	W, 9-7	DeJean	Petkovsek	48,043
May 25, 1998	at St. Louis	W, 6-1	Thomson	Busby	42,038
May 31, 1999	at Atlanta	L, 1-3	Millwood	Astacio	34,136
May 29, 2000	HOUSTON	W, 8-7	White	Cabrera	41,231
May 28, 2001	at Los Angeles	L, 10-11 (11)	Herges	Villone	27,812
May 27, 2002	at San Diego	L, 5-8	Lawrence	Hampton	15,668
May 26, 2003	SAN FRANCISCO	W, 12-7	Fuentes	Nathan	28,340
May 31, 2004	at San Diego	W, 7-1	Jennings	Eaton	38,355
May 30, 2005	ST. LOUIS	L, 4-5	Marquis	Witasick	34,239
May 29, 2006	at San Diego	W, 5-0	Jennings	Thompson	27,904
May 28, 2007	ST. LOUIS	W, 6-2	Francis	Wells	31,575
May 26, 2008	at Philadelphia	L, 5-20	Moyer	De La Rosa	44,764
May 25, 2009	LOS ANGELES-NL	L, 6-16	Ohman	De La Rosa	37,024
May 31, 2010	at San Francisco	W, 4-0	Jimenez	Linccum	42,645
May 30, 2011	at Los Angeles-NL	L, 1-7	Billingsley	Hammel	36,962

## ROCKIES ON LABOR DAY (11-4)

<u>Date</u>	<u>Opponent</u>	<u>Result</u>	<u>Winner</u>	<u>Loser</u>	<u>Atten.</u>
Sept. 6, 1993	at Montreal	L, 3-4	Scott	Reed	40,066
Sept. 4, 1995	at Chicago-NL	L, 0-2	Castillo	Rekar	31,601
Sept. 2, 1996	at Pittsburgh	W, 8-3	Ritz	Loaiza	9,513
Sept. 1, 1997	at Anaheim	W, 4-1	Thomson	Watson	19,614
Sept. 7, 1998	FLORIDA	W, 15-10	Leskanic	Ludwick	41,094
Sept. 6, 1999	at Montreal	W, 5-3	Astacio	Thurman	7,698
Sept. 4, 2000	CHICAGO-NL	W, 6-2	Rose	Lieber	40,277
Sept. 3, 2001	at San Francisco	W, 4-1	Jennings	Rueter	41,528
Sept. 2, 2002	at San Diego	W, 5-2	Jennings	B. Jones	31,857
Sept. 4, 2006	at San Diego	L, 5-7	Seanez	Fuentes	35,722
Sept. 3, 2007	SAN FRANCISCO	W, 7-4	Francis	Cain	30,168
Sept. 1, 2008	SAN FRANCISCO	W, 4-0	De La Rosa	Sanchez	31,388
Sept. 7, 2009	CINCINNATI	W, 4-3	Betancourt	Fisher	40,357
Sept. 6, 2010	CINCINNATI	W, 10-5	Jimenez	Bray	40,237
Sept. 5, 2011	ARIZONA	L, 7-10	Miley	Rogers	40,342

## ROCKIES ON FATHER'S DAY (9-10)

<u>Date</u>	<u>Opponent</u>	<u>Result</u>	<u>Winner</u>	<u>Loser</u>	<u>Atten.</u>
June 20, 1993	SAN DIEGO	W, 3-1	Reed	Mason	63,661
June 19, 1994	at Los Angeles	L, 3-7	Astacio	Ritz	51,015
June 18, 1995	ATLANTA	L, 4-9	Mercker	Freeman	48,032
June 16, 1996	PHILADELPHIA	W, 11-3	Ritz	B. Muñoz	48,041
June 15, 1997	at Oakland	L, 2-5	Frieto	Ritz	24,833
June 21, 1998	LOS ANGELES	W, 11-6	B. Jones	Park	48,186
June 20, 1999	FLORIDA	W, 8-7	Bohanon	Dempster	47,070
June 18, 2000	ARIZONA	W, 19-2	Yoshii	Reynoso	48,117
June 17, 2001	at Cincinnati	W, 4-3	Bohanon	Dessens	25,947
June 16, 2002	CLEVELAND	L, 4-5	Colon	Neagle	40,794
June 15, 2003	at Detroit	W, 5-4	Jennings	Knotts	19,323
June 20, 2004	BALTIMORE	L, 2-4	B. Ryan	Chacon	40,532
June 19, 2005	at Baltimore	L, 2-4	H. Penn	Francis	45,945
June 18, 2006	at St. Louis	L, 1-4	Carpenter	Fogg	45,657
June 17, 2007	TAMPA BAY	L, 4-7	Kazmir	Cook	31,190
June 15, 2008	at Chicago-NL	W, 5-3	Cook	Contreras	32,044
June 21, 2009	PITTSBURGH	W, 5-4	De La Rosa	Malholm	44,131
June 20, 2010	MILWAUKEE	L, 1-6	Hoffman	Corpas	46,511
June 19, 2011	DETROIT	L, 1-9	Verlander	Cook	49,015

## ROCKIES ON MOTHER'S DAY (7-12)

<u>Date</u>	<u>Opponent</u>	<u>Result</u>	<u>Winner</u>	<u>Loser</u>	<u>Atten.</u>
May 9, 1994	ATLANTA	L, 7-12	McMichael	S. Reed	70,797
May 8, 1994	at San Diego	W, 1-0	Nied	Ge. Harris	14,328
May 14, 1995	at Florida	W, 6-3	Ritz	Rapp	20,490
May 12, 1996	at Florida	L, 5-7	Nen	Leskanic	21,058
May 11, 1997	at Philadelphia	L, 1-3	Schilling	Thomson	21,282
May 10, 1998	at Montreal	W, 5-3	Kyle	Kline	10,041
May 9, 1999	PHILADELPHIA	L, 8-10	Ryan	Veres	40,251
May 14, 2000	SAN FRANCISCO	W, 11-7	C. White	Hernandez	42,577
May 13, 2001	MONTREAL	L, 10-14	Lloyd	Astacio	42,235
May 12, 2002	at New York-NL	W, 4-3 (13)	R. White	K. Davis	33,578
May 11, 2003	at Florida	L, 2-7	Pavano	Cook	9,205
May 9, 2004	at Chicago-NL	L, 4-5 (13)	Rusch	Fassero	39,155
May 8, 2005	at Florida	W, 8-3	Francis	Letier	17,538
May 14, 2006	at Houston	L, 0-3	Frettitte	Francis	37,037
May 13, 2007	SAN FRANCISCO	L, 2-15	Cain	Buchholz	24,243
May 11, 2008	at San Diego	L, 1-6	Young	Reynolds	28,624
May 10, 2009	FLORIDA	W, 3-2	Cook	Volstad	30,197
May 9, 2010	at Los Angeles	L, 0-2	Jimenez	Kershaw	40,718
May 15, 2011	SAN DIEGO	L, 2-8	Latoz	Hammel	38,109



# All-Time Roster (440)

## PLAYER

Abbott, Kurt RHP 1993-99  
 Acevedo, Jose RHP 1995, 2001  
 Acevedo, Juan LHP 2006-07  
 Affeldt, Jeremy OF 2002  
 Agbayani, Benny LHP 2003  
 Alfred, Scott C 1991  
 Alfonso, Eliezer OF 2003  
 Allen, Luke C 2002  
 Alcaraz, J. Sandy RHP 1996  
 Alston, Garvin INF 2005, 2011  
 Amezaga, Alfredo RHP 2005  
 Anderson, Matt OF 1996  
 Anthony, Eric C 2005-06  
 Ardin, Danny RHP 2007-08  
 Arias, Alberto RHP 2009-07  
 Arroyo, Rolando RHP 2006  
 Asencio, Miguel RHP 1993  
 Ashby, Andy RHP 1997-2001  
 Astacio, Pedro INF 2003-09  
 Atkins, Garrett RHP 2000  
 Aybar, Manny RHP 1995-97  
 Bailey, Roger RHP 2007-09  
 Baker, Jeff INF 2009  
 Barker, Sean OF 2003-10  
 Barmes, Clint INF 1998-99  
 Barry, Jeff OF 2001  
 Bartee, Kimera INF 1995-98  
 Bates, Jason RHP 2006-07  
 Bautista, Denny RHP 1997-98  
 Beckett, Robbie LHP 2009-10  
 Beigel, Jose RHP 2000  
 Belinda, Stan RHP 2009-11  
 Belisle, Matt LHP 2001  
 Beltz, Todd INF 2003  
 Bellhorn, Mark INF 2003  
 Belliard, Ronnie INF 2003  
 Bellin, Edwin LHP 2009-2009  
 Beltran, Rigo LHP 1999-2000  
 Benavides, Freddie INF 1993  
 Bennett, Gary C 2001-02  
 Bernero, Adam RHP 2003-04  
 Bernier, Doug IF 2008  
 Belancourt, Rafael RHP 2009-11  
 Bette, Dante OF 1997-99  
 Bigbie, Larry OF 2005  
 Billings, Bruce RHP 2011  
 Blackmon, Charlis OF 2011  
 Blair, Willie RHP 1993-94  
 Blanco, Henry C 1999  
 Bohanon, Brian LHP 1999-2001  
 Bohon, Daryl RHP 1997  
 Bottenfield, Kent OF 1993-94  
 Bowers, Cedrick LHP 2008  
 Bowie, Micah LHP 2008  
 Bragg, Darren OF 2000  
 Brito, Jorge C 1995-96  
 Brothers, Rex LHP 2011  
 Brumbaugh, Mark RHP 1999-2001  
 Brumbaugh, Cliff OF 2001  
 Buchholz, Taylor RHP 2007-10  
 Burke, John RHP 1996-97  
 Burks, Ellis OF 1994-98  
 Burnitz, Jeromy OF 2004  
 Butler, Brent INF 2001-03  
 Byes, Eric OF 1999-03  
 Cangello, John RHP 2008  
 Capellan, Jose RHP 2000  
 Carpenter, Bubba RHP 2000  
 Carrara, Giovanni RHP 2000  
 Carroll, Jamey INF 2006-07  
 Carvajal, Marcos RHP 2005  
 Castellano, Pedro INF 1993, 1995-96  
 Castilla, Vinny INF 1993-94, 2004, 2006  
 Castillo, Frank RHP 1997  
 Chacin, Jhoulys RHP 2009-11  
 Chacon, Shawn RHP 2001-05  
 Chouinard, Bobby RHP 2000-01  
 Christman, Tim RHP 2001  
 Cirilo, Jeff RHP 2009-10  
 Clark, Jerald OF 1993  
 Clarke, Darren RHP 2007  
 Clayton, Royce INF 2004  
 Clemente, Edgar OF 1998  
 Closser, J.D. C 2004-06  
 Cockrell, Alan OF 1996  
 Colburn, Greg INF/OF 1996  
 Cole, Alex OF 1993  
 Coles, Darnell INF/OF 1997  
 Colina, Alvin C 2006  
 Contreras, Jose RHP 2009  
 Cook, Aaron RHP 2002-11  
 Corey, Mark RHP 2002  
 Corpas, Manuel RHP 2004  
 Cortes, David RHP 2005-06  
 Council, Craig INF 1995, 1997  
 Croushore, Rick RHP 2000  
 Cruz, Jacob OF 2001  
 Cruz, Nelson RHP 2003  
 Cust, Jack OF 2002  
 Czajkowski, Jim RHP 1994  
 Daley, Matt RHP 2009  
 Darenbourg, Vic LHP 2003  
 Davenport, Joe RHP 2001  
 Davis, Kane RHP 2001  
 Day, Zach RHP 2005-06  
 De la Rosa, Jorge LHP 2008-11  
 De los santos, Valerio LHP 2008  
 Decker, Steve C 1996

## BIRTHPLACE

Zanesville, OH 1993-99  
 Santo Domingo, D.R. 1995, 2001  
 Ciudad Juarez, Mexico 2006-07  
 Phoenix, AZ 2002  
 Honolulu, HI 2003  
 Flint, MI 1991  
 Puerto la Cruz, VZ 2003  
 Covington, GA 2003  
 Salinas, PR 2002  
 Mt. Vernon, NY 1996  
 Ciudad Obregon, Mexico 2005, 2011  
 Louisville, KY 2005  
 San Diego, CA 1996  
 Ville Platte, LA 2005-06  
 Santo Domingo, D.R. 2007-08  
 Havana, Cuba 2006  
 Villa Mella, D.R. 2006  
 Kansas City, MO 1993  
 Hato Mayor, D.R. 1997-2001  
 Orange, CA 2003-09  
 Bani, D.R. 2000  
 Chhattafooch, FL 2000  
 Badkiss, W. Germany 1995-97  
 Bakersfield, CA 2009  
 Vincennes, IN 2003-10  
 Medford, OR 1998-99  
 Omaha, NE 2001  
 Downey, CA 1995-98  
 Sanchez, D.R. 2006-07  
 Austin, TX 1997-98  
 St. Mary's, PA 2009-10  
 Huntington, PA 2000  
 Austin, TX 2009-11  
 Des Moines, IA 2001  
 Boston, MA 2003  
 Bronx, NY 2003  
 Caguas, Venezuela 2009-2009  
 Tijuana, Mexico 1999-2000  
 Laredo, TX 1993  
 Waukegan, IL 2001-02  
 San Jose, CA 2003-04  
 Santa Maria, CA 2008  
 Cumana, VZ 2009-11  
 West Palm Beach, FL 1997-99  
 Hobart, IN 2005  
 San Diego, CA 2011  
 Dallas, TX 2011  
 Paintsville, KY 1993-94  
 Caracas, Venezuela C 1999  
 Denton, TX 1999-2001  
 Cincinnati, OH 1997  
 Portland, OR 1993-94  
 Gainesville, FL 2008  
 Webster, TX LHP 2008  
 Waterbury, CT OF 2000  
 Moncion, D.R. C 1995-96  
 Murfreesboro, TN LHP 2011  
 Lake Worth, FL RHP 1999-2001  
 Wilmington, DE OF 2001  
 Lower Merion, PA RHP 2007-10  
 Durango, CO RHP 1996-97  
 Vicksburg, MS OF 1994-98  
 Westminster, CA OF 2004  
 Lauringburg, NC OF 2001-03  
 Lake Worth, FL OF 1999-03  
 Brooklyn, NY OF 2009  
 Cotui, D.R. OF 2008  
 Dallas, TX OF 2000  
 Edo Anzoategui, Venezuela OF 2006-07  
 Evansville, IN OF 2005  
 Bolivar, Venezuela OF 1993, 1995-96  
 Lara, Venezuela INF 1993-94, 2004, 2006  
 Oaxaca, Mexico OF 1997  
 El Paso, TX OF 1997  
 Maracabo, Zulia, Venezuela RHP 2009-11  
 Anchorage, AK RHP 2001-05  
 Manila, Philippines RHP 2000-01  
 Oneonta, NY RHP 2001  
 Pasadena, CA RHP 2009-10  
 Crockett, TX OF 1993  
 San Diego, CA RHP 2007  
 Burbank, CA INF 2004  
 Santurce, PR OF 1998  
 Beech Grove, IN C 2004-06  
 Kansas City, KS OF 1996  
 Fontana, CA INF/OF 1996  
 Fayetteville, NC OF 1993  
 San Bernardino, CA INF/OF 1997  
 Puerto Cabello, Venezuela OF 2000  
 CUBA OF 2000  
 Ft. Campbell, KY LHP 1993  
 Coudersport, PA OF 2000  
 Panama City, Panama OF 2004  
 Mexicali, Mexico OF 2005-06  
 South Bend, IN OF 1995, 1997  
 Lakehurst, NY OF 2000  
 Oxnard, CA OF 2001  
 Puerto Plata, D.R. OF 2003  
 Flemington, NJ OF 2002  
 Farmia, OH OF 1994  
 Flushing Queens, NY OF 2009  
 Los Angeles, CA OF 2003  
 Chicago, IL RHP 2001  
 Ripley, WV OF 2001  
 Cincinnati, OH OF 2005-06  
 Monterrey, Mexico LHP 2008-11  
 Las Matas de Farfan, D.R. LHP 2008  
 Rock Island, IL C 1996

## PLAYER

Deduno, Samuel RHP 2011  
 DeJean, Mike RHP 1997-2000, 2005-06  
 Delcarmen, Manny RHP 2010  
 Dessens, Elmer RHP 2007  
 Dayman, Craig RHP 2001  
 Dipoto, Jerry RHP 1997-2001  
 Dohmann, Scott RHP 2004-06  
 Dotel, Octavio RHP 2010  
 Driskill, Travis RHP 2004  
 Eaton, Adam RHP 2009  
 Echevarria, Angel OF 1996-2000  
 Elarton, Scott RHP 2001-04  
 Eldred, Brad IB 2010  
 Ellis, Mark 2B 2011  
 Embree, Alan RHP 2009  
 Encarnacion, Mario OF 2001  
 Escalona, Edgmer RHP 2010-11  
 Esposito, Mike RHP 2005  
 Estalella, Bobby C 2002-03  
 Estes, Shawn LHP 2004  
 Estrada, Horacio RHP 2001  
 Farmer, Mike LHP 1996  
 Fazio, Sal LHP 2004  
 Fassero, Jeff LHP 2004  
 Field, Nate RHP 2006  
 Field, Tommy INF 2011  
 Finley, Steve OF 2007  
 Flores, Randy LHP 2002, 2009-10  
 Fogg, Josh RHP 2006-07, 2009  
 Fowler, Dexter RHP 2009  
 Francis, Jeff LHP 2004-10  
 Fredrickson, Scott RHP 1993  
 Freeman, Choo OF 2004-06  
 Freeman, Marvin RHP 1994-96  
 Frye, Jeff INF 2000  
 Fuentes, Brian LHP 2002-07  
 Gainer, Jay INF 1993  
 Galarraga, Andres INF 1993-97  
 Gant, Ron OF 2001  
 Garabito, Eddy INF 2005  
 Garner, Cole OF 2011  
 Giambi, Jason 1B 2009-11  
 Gibson, Derrick OF 1989  
 Gil, Gerónimo OF 2007  
 Girardi, Joel C 1993-95  
 Gissell, Chris RHP 2004  
 Gload, Ross INF 2002  
 Gomez, Hector INF 2011  
 Gonzales, Rene INF 1997  
 Gonzalez, Carlos OF 2009-11  
 Gonzalez, Edgar RHP 2011  
 Gonzalez, Lafiel RHP 1998  
 Gonzalez, Luis INF/OF 2004-06  
 Goodwin, Curtis OF 1998  
 Goodwin, Tom OF 2000  
 Grahe, Joe RHP 1995  
 Grant, Mark RHP 1998  
 Greene, Todd RHP 2004-05  
 Grilli, Jason RHP 2008-09  
 Habyan, John RHP 1996  
 Hackman, Luther RHP 1999  
 Hamilton, Darryl OF 1998-99  
 Hammel, Jason RHP 2009-11  
 Hammonds, Jeffrey OF 2000  
 Hampson, Justin LHP 2006  
 Hampton, Mike LHP 2001-02  
 Harikala, Tim RHP 2004, 2007  
 Harkey, Mike RHP 1994  
 Harris, Greg W. RHP 1993-94  
 Harris, Lenny INF/OF 1999  
 Hawblitzel, Ryan RHP 1996  
 Hawkins, LaTroy RHP 2007  
 Howe, Brad OF 2004-10  
 Hayes, Charlie INF 1993-94  
 Henry, Todd INF 1997-2011  
 Henry, Butch LHP 1993  
 Herges, Matt RHP 2007-09  
 Hernandez, Jose INF 2003  
 Hernandez, Livan RHP 2008  
 Herrera, Jonathan IF 2008, 2010-11  
 Hickerson, Bryan LHP 1995  
 Hirsh, Jason RHP 2007-08  
 Hocking, Denny INF/OF 2004  
 Hollandsworth, Todd OF 2000-02  
 Holliday, Matt OF 2004-08  
 Holmes, Darren RHP 1999-07  
 Holmes, Craig RHP 2000  
 Hubbard, Trinidad OF 1994-96  
 Hunter, Brian L. OF 2000  
 Hurst, Bruce LHP 1993  
 Huskey, Butch OF 2000  
 Hutton, Mark RHP 1997  
 Ibaniza, Chris RHP 2006-11  
 James, Mike RHP 2002  
 Jarvis, Kevin RHP 2000, 2004  
 Jennings, Jason RHP 2001-06  
 Jennings, Robin OF 2001  
 Jimenez, Jose RHP 2000-03  
 Jimenez, Ubaldo RHP 2006-11  
 Johnson, Alan RHP 2011  
 Johnson, Charles C 2003-04  
 Johnson, Howard OF 1994  
 Jones, Bobby M. LHP 1997-99  
 Jones, Chris OF 1993-94  
 Jones, Terry OF 1996  
 Jones, Todd RHP 2002-03  
 Julio, Jorge RHP 2007  
 Kapler, Gabe OF 2002-03

## POS.

## YEAR(S)

## BIRTHPLACE

La Romana, D.R. 2011  
 Baton Rouge, LA 1997-2000, 2005-06  
 Boston, MA 2010  
 Hermosillo, Mexico 2007  
 Wichita, KS 2001  
 Jersey City, NJ 1997-2001  
 New Orleans, LA 2004-06  
 Santo Domingo, D.R. 2010  
 Omaha, NE 2004  
 Seattle, WA 2009  
 Bridgeport, CT OF 1996-2000  
 Lamar, CO RHP 2001-04  
 Fort Lauderdale, FL IB 2010  
 Rapid City, SD 2B 2011  
 Dales, OR RHP 2009  
 Bani, D.R. OF 2001  
 La Guaiara, VZ RHP 2010-11  
 Los Angeles, CA RHP 2005  
 Hialeah, FL C 2002-03  
 San Bernardino, CA LHP 2004  
 San Joaquin, Venezuela RHP 2001  
 Gary, IN LHP 1996  
 Ottawa, IL OF 2001  
 Springfield, IL LHP 2004  
 Denver, CO RHP 2006  
 Austin, TX INF 2011  
 Union City, TN OF 2007  
 Bellflower, CA LHP 2002, 2009-10  
 Lynn, MA RHP 2006-07, 2009  
 D.A. G.A. OF 2001  
 Vancouver, British Columbia RHP 2004-10  
 Manchester, NH RHP 1993  
 Pine Bluff, AR OF 2004-06  
 Chicago, IL RHP 1994-96  
 Oakland, CA INF 2000  
 Merced, CA LHP 2002-07  
 Monterey, CA INF 1993  
 Caracas, Venezuela INF 1993-97  
 Victoria, TX OF 2001  
 Manreza, D.R. INF 2005  
 Long Beach, CA OF 2011  
 West Covina, CA 1B 2009-11  
 Winter Haven, FL OF 1989  
 Toluca, Mexico OF 2007  
 Aguinas, Mexico C 1993-95  
 Peoria, IL OF 2001  
 Tacoma, WA RHP 2004  
 Brooklyn, NY INF 2002  
 San Pedro, DR INF 2011  
 Austin, TX INF 1997  
 Maracaibo, Venezuela OF 2009-11  
 Monterrey, MX RHP 2011  
 Royal Oak, MI RHP 2008-09  
 Bay Shore, NY RHP 1996  
 Columbus, MS RHP 1999  
 Baton Rouge, LA OF 1998-99  
 Greenville, SC RHP 2009-11  
 Plainfield, NJ OF 2000  
 Peoria, IL LHP 2006  
 Brooksville, FL LHP 2001-02  
 West Palm Beach, FL RHP 2004, 2007  
 San Diego, CA RHP 1994  
 Greensboro, NC RHP 1993-94  
 Miami, FL INF/OF 1999  
 West Palm Beach, FL RHP 1996  
 Fort Worth, TX RHP 2008-09  
 Fort Worth, TX OF 2004-10  
 Hattiesburg, MS INF 1993-94  
 Knoxville, TN INF 1997-2011  
 El Paso, TX LHP 1993  
 Champaign, IL RHP 2007-09  
 Rio Piedras, D.R. INF 2003  
 Villavieja, Cuba RHP 2008  
 Maracaibo, Venezuela OF 2008  
 Bemidji, MN LHP 1995  
 Santa Monica, CA RHP 2007-08  
 Torrance, CA OF 2004  
 Dayton, OH OF 2000-02  
 Stillwater, OK OF 2004-08  
 Columbus, GA RHP 1999-07  
 Okinawa, Japan RHP 2000  
 Chicago, IL OF 1994-96  
 Portland, OR OF 2000  
 St. George, UT LHP 1993  
 Anadarko, OK OF 2000  
 South Adelaide, Australia RHP 1997  
 Fort Walton, FL OF 2006-11  
 Lexington, KY OF 2000, 2004  
 Dallas, TX RHP 2001-06  
 Singapore, Singapore OF 2001  
 San Pedro de Macoris, D.R. RHP 2000-03  
 Nagua, D.R. OF 2006-11  
 Cincinnati, AL RHP 2011  
 Fort Pierce, FL OF 2003-04  
 Clearwater, FL OF 1994  
 Orange, NJ LHP 1997-99  
 Utica, NY OF 1993-94  
 Birmingham, AL OF 1996  
 Marietta, GA RHP 2002-03  
 Caracas, Venezuela RHP 2007  
 Hollywood, CA OF 2002-03



**ALL-TIME ROSTER CONTINUED**

PLAYER	POS.	YEAR(S)	BIRTHPLACE
Karl, Scott	LHP	2000	Fontana, CA
Kelly, Mike	OF	1999	Los Angeles, CA
Kennedy, Joe	LHP	2004-05	La Mesa, CA
Keppel, Bobby	RHP	2007	St. Louis, MO
Kieschnick, Brooks	INF/OF	2001	Robstown, TX
Kile, Darryl	RHP	1998-99	Garden Grove, CA
Kim, Byung-Hyun	RHP	2007	Incheon, South Korea
Kim, Sun-Hyun	RHP	2005-06	Incheon, South Korea
King, Ray	LHP	2006	Chicago, IL
Kingery, Mike	OF	1994-95	St. James, MN
Knudson, Mark	RHP	1993	Denver, CO
Koshansky, Joe	INF	2007-08	Shreveport, LA
Kouzmanoff, Kevin	INF	2011	Newport Beach, CA
Kroon, Marc	INF	2007	Bronx, NY
Lansing, Mike	INF	1998-2000	Rawlins, WY
Ledesma, Aaron	INF	2000	Union City, CA
Lee, David	RHP	1999-2000	Pittsburgh, PA
Leskanic, Curtis	RHP	1993-99	Homesstead, PA
Lindstrom, Matt	RHP	2011	Rexburg, ID
Liriano, Nelson	INF	1993-94, 1998	Puerto Plata, D.R.
Little, Mark	OF	2001-02	Awardsville, IL
Lopez, Aquilino	RHP	2007	Villa Alta, D.R.
Lopez, Javier	LHP	2003-05	San Juan, PR
Lopez, Jose	INF	2011	Anzoategui, VZ
Lopez, Rodrigo	RHP	2007	Tlalpan, Mexico
Lowe, Sean	RHP	2002	Dallas, TX
Mabry, John	INF	2007	Wilmington, DE
Machado, Anderson	INF	2005	Caracas, Venezuela
Manto, Jeff	INF	2006	Bristol, VA
Manwaring, Kirt	C	1997-99	Elmira, NY
Marquis, Jason	RHP	2009	Mohasset, NY
Marrero, Eli	OF	2006	Havana, Cuba
Martin, Tom	LHP	2006-07	Charleston, SC
Matsui, Kazuo	INF	2006-07	Osaka, Japan
Mayer, Brent	C	2000-01	Loma Linda, CA
McClellan, Zach	RHP	2007	Toledo, OH
McCoy, Mike	INF	2009	San Diego, CA
McCracken, Quinton	OF	1995-97	Wilmington, NC
McCurry, Jeff	RHP	1997	Tokyo, Japan
McElroy, Chuck	LHP	1998-99	Port Arthur, TX
McKeel, Walt	C	2002	Wilson, NC
McKenry, Mike	C	2010	Knoxville, TN
McRae, Brian	OF	2010	Altoona, FL
Meija, Roberto	INF	1993-95	Hato Mayor, D.R.
Melhus, Adam	C	2000-01, 2008	Santa Clara, CA
Mendoza, Carlos	OF	2000	Bolivar, Venezuela
Mercker, Kent	LHP	2002	Indianapolis, PA
Mesa, Jose	RHP	2006	Azuza, D.R.
Miceli, Dan	RHP	2001, 2003, 2005	Newark, NJ
Miles, Aaron	RHP	2004-05	Pittsburg, CA
Miller, Jim	RHP	2011	Morrisstown, NJ
Miller, Matt	RHP	2003	Greenwood, MS
Millwood, Kevin	RHP	2011	Gastonia, NC
Minchey, Nate	RHP	1997	Austin, TX
Mohr, Dustan	OF	2005	Hattiesburg, MS
Moore, Marcus	RHP	1993-94	Oakland, CA
Mora, Melvin	INF	2010	Agua Negra, VZ
Moraga, David	LHP	2000	Torrance, CA
Morales, Franklin	LHP	2007-11	San Juan Morros, Venezuela
Morales, Jose	C	2011	Rio Piedras, PR
Morillo, Juan	RHP	2006-07	San Pedro de Macoris, D.R.
Mortensen, Clayton	RHP	2011	Redwing, ID
Muñoz, Mike	LHP	1993-98	Baldwin Park, CA
Murphy, Dale	OF	2003	Ft. Lauderdale, FL
Murton, Matt	LHP	2000-01	Arlington Heights, CA
Myers, Mike	LHP	2001-03	Gambriels, MD
Neagle, Denny	RHP	2005	Marlton, NJ
Neal, Blaine	INF	2010-11	Washington, D.C.
Nelson, Chris	LHP	2007	Ft. Lauderdale, FL
Newman, Josh	RHP	2001-02	Cincinnati, OH
Nicasio, Juan	RHP	1993-96	Dallas, TX
Nighting, Chris	RHP	1993-96	Dallas, TX
Nied, David	IF	2008	Dallas, TX
Nix, Jayson	C	1995	San Diego, CA
Nokes, Matt	C	1995	San Leandro, CA
Norton, Greg	INF/OF	2001-03	Havana, Cuba
Nuñez, Vladimir	RHP	2004	Miami Lakes, FL
Ochoa, Alex	C	2001	Guaymas, Mexico
Ojeda, Miguel	RHP	1996	Mayaguez, PR
Oliveras, Omar	LHP	2003	Kansas City, MO
Oliver, Darren	LHP	2003	Kansas City, MO
Olivo, Miguel	C	2010	Villa Vasquez, D.R.
Olson, Tim	INF	2005	Grand Forks, ND
Ortiz, Jose	INF	2001-02	Santo Domingo, D.R.
Ortiz, Ramon	C	2003	Cebu, D.R.
Owens, Jayhawk	C	1993-96	Cincinnati, OH
Ozuna, Pablo	INF	2003	Santo Domingo, D.R.
Pacheco, Jordan	INF/C	2011	Albuquerque, NM
Pagnozzi, Matt	C	2011	Miami, Arizona
Painter, Lance	RHP	1993-96	Bedford, England
Parrett, Jeff	LHP	1993	Indianapolis, IN
Paulino, Felipe	RHP	2001	Santo Domingo, D.R.
Payton, Jay	OF	2002-03, 2010	Zanesville, OH
Pellow, Kit	INF/OF	2003-04	Kansas City, MO
Peña, Elvis	INF	2000	San Pedro de Macoris, D.R.
Peralta, Joel	RHP	2009	Bonao, D.R.
Perez, Neifi	INF	1996-2001	Villa Mella, D.R.
Petersen, Chris	INF	1999	Boston, MA
Petric, Ben	OF	1999-2003	Salem, OR
Phillips, J.R.	INF/OF	1999	West Covina, CA
Phillips, Paul	C	2009-10	Demopolis, AL
Piedra, Jorge	OF	2004-06	Sun Valley, CA
Pierre, Juan	OF	2000-02	Mobile, AL
Podsednik, Scott	OF	2008	West, TX
Pomeranz, Drew	LHP	2011	Collinsville, TN
Porzio, Mike	LHP	1999	Waterbury, CT
Powell, Jay	RHP	2001	Meridian, MS
Pulliam, Harvey	OF	1995-97	San Francisco, CA
Quintanilla, Omar	INF	2005-09	El Paso, TX
Raabe, Brian	INF	1997	New Ulm, MN
Ramirez, Ramon	RHP	2006-07	Puerto Plata, D.R.
Ramirez, Roberto	LHP	1999	Vega de Aizatorre, Mexico
Rath, Fred	RHP	1998	Dallas, TX

PLAYER	POS.	YEAR(S)	BIRTHPLACE
Redman, Mark	LHP	2007-08	San Diego, CA
Reed, Jeff	C	1996-99	Joliet, IL
Reed, Steve	RHP	1993-97, 2003-04	Los Angeles, CA
Register, Steven	RHP	2008	Columbus, GA
Rekar, Bryan	RHP	1995-97	Dallas, TX
Relaford, Desi	INF/OF	2005	Valdosta, GA
Restovich, Michael	OF	2005	Rosario, MN
Reyes, Dennys	RHP	2002	Higuera De Zaragza, Mex.
Reyes, Rene	OF	2003-04	Margarita, Venezuela
Reynolds, Greg	RHP	2008, 2011	Pacifico, CA
Reynolds, Matt	LHP	2010-11	Knoxville, TN
Reynoso, Armando	RHP	1993-96	San Luis Potosi, Mexico
Richard, Chris	OF	2003	San Diego, CA
Rincon, Juan	RHP	2008	Venezuela
Riz, Kevin	RHP	1994-98	Easton, NJ
Roa, Joe	RHP	2003	Southfield, MI
Roenicke, Josh	RHP	2011	Baltimore, MD
Rogers, Esmil	RHP	2009-11	Santo Domingo, D.R.
Romano, Jason	INF/OF	2002	Tampa, FL
Romero, J.C.	LHP	2011	Rio Piedras, PR
Romero, Mandy	C	2003	Miami, FL
Rosario, Wilin	C	2011	San Juan, PR
Rose, Brian	RHP	2000	New Bedford, MA
Ruffin, Bruce	LHP	1993-97	Lubbock, TX
Rusch, Glendon	RHP	2009	Seattle, WA
Saberhagen, Bret	RHP	1995	Chicago Heights, IL
Sager, A.J.	RHP	1995	Columbus, OH
Saïpe, Mike	RHP	1998	San Diego, CA
Salaizar, Jeff	OF	2008	San Jose, CA
Sanchez, Jesus	LHP	2003	Nizao, D.R.
Sanford, Mo	RHP	1993	Americus, GA
Santos, Victor	RHP	2002	Las Matas de Farfan, D.R.
Scott, Tim	RHP	1997	Hanford, CA
Seay, Bobby	LHP	2005	Sarasota, FL
Sefcik, Kevin	INF	2007	Tinley Park, IL
Selig, Ryan	RHP	2007	San Francisco, CA
Servais, Scott	C	2000	LaCrosse, WI
Service, Scott	RHP	1993	Cincinnati, OH
Sexton, Chris	INF/OF	1993	Cincinnati, OH
Sheaffer, Danny	C	1999-94	Jacksonville, FL
Shealy, Ryan	INF	2005-06	Fort Lauderdale, FL
Shpherd, Keith	RHP	1993	Wabash, IN
Shupert, Terry	INF/OF	1998-2002	Tomball, TX
Simpson, Allan	RHP	2004-05	Springfield, IL
Smith, Bryn	RHP	1993	Marietta, GA
Smith, Greg	LHP	2010	Alexandria, LA
Smith, Jason	INF	2006	Meridian, MS
Smith, Seth	OF	2007-11	Jackson, MS
Sosa, Juan	INF/OF	1999	San Francisco de Macoris, D.R.
Speier, Justin	RHP	2001-03	Frankfurt, KY
Speier, Ryan	RHP	2005, 2007-09	Frankfurt, KY
Spilborghs, Ryan	OF	2005-11	Santa Barbara, CA
Stark, Denny	RHP	2002-04	Hicksville, OH
Stewart, Ian	INF/OF	2008-11	Long Beach, CA
Street, Huston	RHP	2009-11	Austin, TX
Stoops, Jim	RHP	1998	Edison, NJ
Strittmeter, Mark	C	1993	Huntington, NY
Stults, Eric	LHP	2011	Plymouth, IN
Stynes, Chris	INF	2003	Queens, NY
Sullivan, Cory	OF	2005-08	Tulsa, OK
Suzuki, Mac	RHP	2001	Kobe, Japan
Sweeney, Mark	INF/OF	2003-04	Framingham, MA
Swift, Bill	RHP	1995-97	Portland, Maine
Tatum, Jim	INF	1993, 1995	San Diego, CA
Tavarez, Julian	RHP	2000	San Diego, D.R.
Taveras, Willy	OF	2007-08	Tenares, D.R.
Thompson, Mark	RHP	1994-98	Russellville, KY
Thompson, Mitt	OF	1996	Washington, DC
Thomson, John	RHP	1997-2001	Vicksburg, MS
Torrealba, Yorvit	C	2006-09	Caracas, Venezuela
Traut, Pete	INF	1999	Green, OH
Tsao, Chin-hui	RHP	2003-05	Hua-Lien, Taiwan
Tulowitzki, Troy	INF	2006-11	Santa Clara, CA
Uribe, Juan	INF	2001-03	Bani, D.R.
Van Burkleo, Ty	INF	1994	Oakland, CA
Vance, Cory	LHP	2002-03	Dayton, OH
Vander Wal, John	INF/OF	1994-98	Grand Rapids, MI
Vaughn, Greg	OF	2003	Sacramento, CA
Venafro, Mike	LHP	2006	Takoma Park, MD
Venes, Dave	RHP	1998-99	Montgomery, AL
Villone, Ron	RHP	2001	Englewood, NJ
Vizcaino, Luis	RHP	2008	Bani, D.R.
Wainhouse, David	RHP	1998-99	Toronto, Ontario
Walker, Larry	OF	1995-2004	Maple Ridge, B.C.
Walker, Pete	RHP	2001	Bakersfield, CA
Walker, Todd	INF	2000-01	Bakersfield, CA
Walton, Bruce	RHP	1994	Bakersfield, CA
Wasdin, John	RHP	2000-01	Fort Belvoir, VA
Watkins, Pat	OF	1999	Raleigh, NC
Wayne, Gary	RHP	1993	Dearborn, MI
Wedge, Eric	C	1999	Fort Wayne, IN
Wells, Walt	INF	1993-97	Tomball, TX
Wells, Kip	RHP	2008	Houston, TX
Wendell, Turk	RHP	2004	Pittsfield, MA
White, Alex	RHP	2011	Greenville, NC
White, Derrick	OF	1998	San Rafael, CA
White, Gabe	LHP	2000-01	Sebring, FL
White, Rick	RHP	2002	Springfield, OH
Wiginton, Ty	INF/OF	2011	San Diego, CA
Williams, Randy	LHP	2005	Hartinger, TX
Wilson, Preston	OF	2003-05	Bamberg, SC
Witasick, Tony	RHP	2005	Baltimore, MD
Womack, Jay	INF/OF	2003	Chatham, VA
Wright, Jamey	RHP	1996-99, 2004-05	Oklahoma City, OK
Yoshi, Masato	RHP	2000	Osaka, Japan
Young, Eric	INF/OF	1993-97	New Brunswick, NJ
Young, Jr., Eric	INF	2009-10	New Brunswick, NJ
Young, Gerald	OF	1993	Tela, Honduras
Young, Jason	RHP	2003-04	Oakland, CA
Zaun, Gregg	C	2003	Glendale, CA
Zeile, Todd	INF	2002	Van Nuys, CA

Record Book







# All-Time Position Players

Player	Pos.	Years	AVG	G	AB	R	H	2B	3B	HR	RBI	BB	SO	SB	CS
Abbott, Kurt	INF/OF	1998-99	.269	138	357	50	96	23	2	11	56	18	88	3	2
Agbayani, Benny	OF	2002	.205	48	117	10	24	5	0	4	19	10	35	1	0
Alfonzo, Eliezer	OF	2011	.267	25	75	2	20	1	0	1	9	3	13	0	0
Allen, Luke	OF	2003	.250	2	2	0	0	0	0	0	0	0	0	0	0
Alomar Jr., Sandy	C	2002	.267	38	116	8	31	4	0	0	12	4	19	0	0
Amezaga, Alfredo	INF	2005, 2011	.250	22	36	6	9	1	0	0	2	3	7	0	0
Anthony, Eric	OF	1996	.242	32	62	10	15	2	0	4	9	10	20	0	1
Ardoin, Danny	C	2005-06	.216	115	319	40	69	15	1	6	24	28	96	1	1
Atkins, Garrett	INF	2003-09	.289	773	2788	394	805	162	7	98	479	279	419	8	4
Baker, Jeff	INF/OF	2005-09	.257	231	561	91	144	35	6	22	88	46	158	7	0
Barnes, Clint	INF	2003-10	.254	665	2291	292	582	131	15	61	285	125	397	39	25
Barker, Sean	OF	2007	.000	3	2	0	0	0	0	0	0	0	1	0	0
Barry, Jeff	OF	1998-99	.252	89	202	23	51	17	0	5	28	21	40	0	4
Bartoe, Kimera	OF	2001	.200	12	15	0	0	0	0	0	1	2	5	0	0
Bates, Jason	INF	1995-98	.239	319	677	88	162	38	5	12	69	88	152	5	8
Bellhorn, Mark	INF	2003	.236	48	110	12	26	3	0	0	4	21	32	2	3
Belliard, Ronnie	INF	2003	.277	116	447	73	124	31	2	8	50	49	71	7	2
Bellorin, Edwin	C	2007-09	.231	8	13	1	3	0	0	0	0	1	1	0	0
Benavides, Freddie	INF	1993	.286	74	213	20	61	10	3	3	26	6	27	3	2
Bennett, Gary	C	2001-08	.266	119	346	33	92	13	2	5	30	18	50	1	3
Bernier, Doug	C	INF	2002	.000	2	0	0	0	0	0	0	0	1	0	0
Bichette, Danie	OF	1993-99	.316	1018	4050	665	1278	270	18	201	826	226	620	105	52
Bigbie, Larry	OF	2005	.212	23	66	5	14	1	1	0	2	3	18	2	0
Blackmon, Charlie	OF	2011	.255	27	98	9	25	1	0	1	8	3	8	5	1
Blanco, Henry	C	1999	.232	88	263	30	61	12	3	6	28	34	38	1	1
Boston, Daryl	OF	1993	.261	124	291	46	76	15	1	14	40	26	57	1	6
Bragg, Darren	OF	2000	.211	71	149	6	16	3	7	1	21	17	41	4	1
Bragg, Jorge	C	1995-96	.185	26	65	6	12	3	0	0	7	3	25	1	0
Brumbaugh, Cliff	OF	2001	.278	14	36	5	10	2	0	1	4	2	9	0	1
Burks, Ellis	OF	1994-98	.306	520	1821	361	558	104	24	115	337	202	380	52	19
Burnitz, Jeromy	OF	2004	.283	150	540	94	153	30	4	37	110	58	124	5	6
Butler, Brent	INF	2001-03	.248	203	553	85	137	28	6	11	60	24	60	4	7
Byrnes, Eric	OF	2005	.189	15	53	2	10	2	0	0	5	7	11	2	0
Cangelosi, John	OF	1999	.167	7	6	0	1	1	0	0	5	0	4	0	0
Carpenter, Bubba	OF	2000	.222	15	27	4	6	0	0	3	7	4	13	0	0
Carroll, Jamey	OF	2006-07	.275	244	690	129	190	32	0	7	58	84	100	16	14
Castellano, Pedro	INF	1993, 1995-96	.161	51	93	13	15	2	0	3	9	13	20	1	1
Castilla, Vinny	INF	1993-99, 2004, 2006	.294	1098	4099	611	1206	208	20	239	745	273	631	22	32
Cirillo, Jeff	INF	2000-01	.320	295	1126	183	360	79	6	28	198	110	135	15	6
Clark, Jerald	OF	1993	.282	140	478	65	135	26	6	13	67	20	60	9	6
Clayton, Royce	INF	2004	.279	146	574	95	160	36	4	8	54	48	125	10	5
Clemente, Edgar	OF	1998	.263	68	179	26	47	10	3	8	27	9	54	0	0
Closser, J.D.	OF	2004-06	.260	160	447	46	107	21	3	10	48	50	93	1	1
Cockrell, Alan	OF	1996	.250	9	8	0	2	1	0	0	2	0	4	0	0
Colbrunn, Greg	INF/OF	1998	.311	62	122	12	38	8	2	2	13	8	23	3	3
Cole, Alex	OF	1993	.256	126	348	50	89	9	4	0	24	43	58	30	13
Coles, Darnell	INF/OF	1997	.318	21	22	1	7	1	0	1	2	0	6	0	0
Colina, Alvin	C	2006	.200	2	5	0	1	0	0	0	1	0	1	0	0
Counsell, Craig	INF	1995, 1997	.000	4	1	0	0	0	0	0	0	1	0	0	0
Cruz, Jacob	OF	2001	.213	44	76	7	16	1	0	1	7	10	27	0	2
Gust, Jack	C	2002	.169	35	65	8	11	2	0	1	8	12	32	0	1
Decker, Steve	C	1996	.320	10	25	8	8	2	0	1	8	3	3	1	0
Echevarria, Angel	OF	1996-2000	.293	172	270	41	79	12	0	12	52	23	49	1	3
Eldred, Brad	1B	2010	.250	14	24	4	6	1	0	1	3	2	10	0	0
Ellis, Mark	OF	2011	.270	70	263	34	72	14	0	0	26	14	43	7	3
Encarnacion, Mario	OF	2001	.226	20	62	3	14	1	0	0	3	5	14	2	1
Estalella, Bobby	C	2002-03	.202	84	252	34	51	15	0	15	46	33	88	2	1
Fasano, Sal	C	2001	.254	25	63	10	16	5	0	3	9	4	19	0	0
Field, Tommy	INF	2011	.271	16	48	4	13	0	0	0	3	3	14	0	0
Finley, Steve	OF	2007	.181	43	94	9	17	3	0	1	2	8	4	0	0
Fowler, Dexter	OF	2008-11	.262	405	1379	233	361	84	39	15	115	192	355	52	28
Freeman, Choo	OF	2004-06	.225	151	285	45	64	10	6	3	29	28	68	6	7
Frye, Jeff	INF	2000	.356	37	87	14	31	6	0	0	3	8	16	4	0
Gainer, Jay	INF	1993	.171	23	41	4	7	0	0	3	6	4	12	1	0
Garner, Cole	OF	2011	.222	4	9	1	2	0	0	0	3	1	6	0	0
Garraza, Andres	OF	1993-97	.257	679	2667	476	843	156	13	172	573	169	610	55	25
Gant, Ron	OF	2001	.357	59	171	31	44	8	2	8	22	24	56	3	1
Garabito, Eddy	INF	2005	.307	42	88	15	27	5	0	1	8	8	12	3	2
Giambi, Jason	INF	2009-11	.254	170	331	41	84	16	0	21	78	59	100	2	0
Gibson, Derrick	OF	1999	.286	17	49	6	14	2	0	2	8	1	11	0	0
Gil, Geronimo	C	2007	.071	5	14	1	1	0	0	0	0	1	5	0	0
Girardi, Jose	INF	1993-95	.274	304	1102	145	302	40	11	15	120	74	165	12	12
Glad, Ross	INF	2002	.258	26	31	4	8	1	0	1	4	3	7	0	0
Gomez, Hector	SS	2011	.333	2	6	1	2	0	0	0	1	2	0	0	0
Gonzales, Rene	INF	1997	.500	2	2	0	1	0	0	0	1	0	0	0	0
Gonzalez, Carlos	OF	2009-11	.311	361	1346	256	418	75	19	73	238	116	310	62	17
Gonzalez, Luis	INF/OF	2004-06	.283	291	875	100	248	51	3	23	98	39	157	5	10
Goodwin, Curtis	OF	1998	.245	119	159	27	39	7	0	1	6	16	40	5	1
Goodwin, Tom	OF	2000	.271	91	317	65	86	8	8	5	47	50	76	39	7
Greene, Todd	C	2004-05	.271	113	321	33	87	18	0	17	58	20	59	0	0
Hamilton, Darryl	OF	1998-99	.315	142	531	93	167	20	4	9	49	61	41	8	6
Hammonds, Jeffrey	OF	2000	.335	122	454	94	152	24	2	20	106	44	83	14	7
Harris, Lenny	INF/OF	1999	.285	91	158	15	47	12	0	0	6	6	16	1	0
Haube, Brad	OF	2004-10	.280	816	2673	372	749	166	23	118	464	400	711	13	16
Hayes, Charlie	INF	1993-94	.298	270	996	135	297	68	6	35	148	79	153	14	12
Helfton, Todd	1B	1997-2011	.323	2054	7325	1329	2363	554	35	347	1308	1256	1044	36	28
Hernandez, Jose	INF	2003	.237	69	257	33	61	6	1	8	27	27	95	1	1
Herrera, Jonathan	INF	2008, 2010-11	.257	208	564	67	145	12	4	4	38	57	86	7	7
Hocking, Denny	INF/OF	2004	.202	55	94	7	19	2	0	0	4	7	20	0	1
Hollandsworth, Todd	OF	2000-02	.318	184	582	99	185	44	2	28	90	45	129	19	11
Holliday, Matt	OF	2004-08	.319	698	2656	479	848	188	23	128	483	251	505	66	17
Hubbard, Trenidad	OF	1994-96	.266	87	143	28	38	10	2	5	24	20	32	4	1
Hunter, Brian L.	L	2000	.275	72	200	36	55	4	1	1	13	21	31	15	3
Huskey, Butch	OF	2000	.348	45	92	18	32	8	0	4	18	16	14	1	1
Iannetta, Chris	C	2006-11	.235	458	1429	196	336	72	9	63	236	241	379	7	5
Jennings, Robin	OF	2001	.000	1	3	0	0	0	0	0	0	1	0	0	0
Johnson, Charles	C	2003-04	.233	217	661	91	154	40	0	33	108	98	175	3	4
Johnson, Howard	OF	1994	.211	93	227	30	48	10	2	10	40	39	73	11	3
Jones, Chris	OF	1993-94	.277	107	249	35	69	13	5	6	33	12	62	9	5
Jones, Terry	OF	1996	.300	12	10	6	3	0	0	0	1	0	3	0	0
Kapler, Gabe	OF	2002-03	.280	79	186	22	52	6	3	2	21	16	41	8	2
Kelly, Mike	OF	1999	.500	2	2	0	1	1	0	0</					

ALL-TIME POSITION PLAYERS CONTINUED

Player	Pos.	Years	AVG	G	AB	R	H	2B	3B	HR	RBI	BB	SO	SB	CS
Koshansky, Joe	INF	2007-08	.180	35	50	5	9	4	0	3	10	3	22	0	0
Kouzmanoff, Kevin	INF	2011	.255	27	98	11	25	5	0	3	16	4	19	0	0
Lansing, Mike	INF	1998-2000	.274	278	1094	159	300	62	8	27	128	77	159	20	5
Ledesma, Aaron	INF	2009	.220	32	74	7	9	2	0	3	3	2	9	0	0
Liriano, Nelson	INF	1993-94, 1998	.262	127	423	67	111	23	8	5	46	60	73	6	6
Little, Mark	OF	2001-02	.263	112	190	38	50	11	2	3	18	14	48	7	3
Lopez, Jose	INF	2011	.208	38	125	10	26	4	0	2	8	3	15	2	0
Mabry, John	INF/OF	2007	.118	28	34	4	4	1	0	1	5	5	10	0	0
Machado, Anderson	INF	2005	.000	4	10	1	0	0	0	0	2	2	5	0	0
Manto, Jeff	INF	2000	.800	7	5	2	4	2	0	1	4	2	0	0	0
Manwaring, Kirt	C	1997-99	.247	262	765	69	189	25	8	5	67	80	150	2	10
Marrero, Eli	OF	2006	.217	30	60	7	13	3	0	4	10	11	16	3	0
Matsui, Kazuo	INF	2006-07	.300	136	523	106	157	30	6	10	56	44	96	40	5
Mayne, Brent	C	2000-01	.311	166	495	51	164	28	0	6	84	63	72	2	0
McCoy, Mike	OF	1999	.000	12	5	1	0	0	0	0	0	0	2	2	0
McCracken, Quinton	OF	2005-07	.254	231	621	72	158	19	10	4	67	62	141	18	11
McKeel, Walt	C	2002	.308	5	13	1	4	0	0	0	0	0	3	0	0
McKenry, Mike	C	2010	.000	6	8	0	0	0	0	0	0	1	5	0	0
McRae, Brian	INF	1999	.261	7	23	1	6	2	0	1	7	7	7	0	0
Mejia, Roberto	INF	1998-95	.282	126	397	47	89	23	6	10	38	28	113	7	3
Meluse, Adam	C	2000-01, 2008	.313	70	104	10	18	3	1	0	13	9	27	1	0
Mendoza, Carlos	OF	2000	.100	13	10	0	1	0	0	0	1	1	4	0	1
Miles, Aaron	INF	2004-05	.288	233	846	112	244	27	6	8	75	37	91	16	9
Mohr, Dustan	OF	2005	.214	98	266	34	57	10	3	17	38	23	94	1	2
Mora, Melvin	INF	2010	.285	113	316	39	90	12	5	7	45	31	53	2	1
Morales, Jose	C	2011	.267	22	60	6	16	9	0	0	14	20	36	0	1
Murphy, Dale	OF	1993	.143	26	42	1	6	1	0	1	7	5	15	0	0
Murton, Matt	INF	2009	.250	29	52	7	13	5	0	1	6	4	14	2	0
Nix, Jayson	INF	2008	.125	22	56	2	7	2	0	0	2	7	17	1	0
Nelson, Chris	INF	2010-11	.254	80	205	27	52	11	4	4	16	7	35	3	1
Nokes, Matt	C	1995	.182	10	11	1	2	1	0	0	0	1	4	0	0
Norton, Greg	INF/OF	2001-03	.263	114	179	19	47	15	0	6	31	16	47	2	1
Ochoa, Alex	OF	2001	.251	58	187	25	47	10	3	1	17	21	23	5	4
Ojeda, Miguel	C	2006	.230	25	74	5	17	3	0	2	11	8	16	0	0
Olivo, Miguel	C	2010	.269	112	394	55	106	17	6	14	58	27	117	7	4
Olson, Tim	INF	2005	.000	3	2	0	0	0	0	0	0	1	2	0	0
Ortiz, Jose	INF	2001-02	.253	118	396	60	100	15	2	14	47	30	66	5	1
Owens, Jayhawk	C	1993-96	.232	130	323	54	75	16	2	11	36	38	104	5	1
Ozuna, Pablo	INF	2003	.200	17	40	5	8	1	0	0	2	2	6	3	0
Pacheco, Jordan	INF/C	2011	.286	21	84	5	24	1	0	2	14	3	9	0	0
Pagnozzi, Matt	C	2011	.276	7	28	1	7	0	0	0	2	1	8	0	0
Payton, Jay	OF	2002-03, 2010	.214	224	805	132	250	50	10	36	118	52	101	10	7
Pellow, Kit	INF/OF	2003-04	.266	70	139	21	37	8	2	3	14	8	47	1	0
Peña, Elvis	INF	2000	.333	10	9	1	3	1	0	0	1	1	1	1	0
Perez, Neifi	INF	1996-2001	.282	668	2728	395	769	125	49	43	281	133	287	33	24
Petersen, Chris	INF	1999	.154	7	13	1	2	0	0	0	2	2	3	0	0
Petrick, Ben	C/OF	1999-2003	.264	197	549	96	145	31	5	23	82	70	147	5	6
Phillips, J.R.	INF/OF	1999	.23	25	39	5	9	4	0	2	4	0	13	0	0
Phillips, Paul	OF	2009-10	.219	29	68	5	19	2	0	1	10	9	10	0	0
Piedra, Jorge	OF	2004-06	.275	142	262	38	72	18	1	12	36	18	56	3	2
Pierre, Juan	OF	2000-02	.308	359	1409	224	434	48	16	3	110	85	96	100	35
Podsednik, Scott	OF	2008	.53	93	162	22	41	8	1	1	15	16	28	12	4
Pulliam, Harvey	OF	1995-97	.264	74	87	18	23	4	0	4	12	7	23	0	1
Quintanilla, Omar	INF	2005-09	.220	216	500	60	110	25	2	2	32	40	112	3	2
Raabe, Brian	INF	1997	.333	2	3	0	1	0	0	0	0	0	1	0	0
Reed, Jeff	C	1996-99	.286	365	962	131	275	52	2	36	134	132	201	4	4
Relaford, Desi	INF/OF	2005	.224	73	210	24	47	13	2	1	16	22	42	3	0
Restovich, Michael	OF	2005	.290	14	31	5	9	2	0	1	3	3	5	0	0
Reyes, Rene	OF	2003-04	.220	81	177	18	39	9	1	2	8	10	36	2	1
Richard, Chris	OF	2003	.222	19	27	1	19	1	0	1	3	3	6	0	1
Romano, Jason	INF/OF	2002	.324	18	37	9	12	0	1	0	1	3	11	4	1
Romero, Mandy	C	2003	.429	3	7	2	3	1	0	0	0	0	1	0	0
Rosario, Wilin	C	2011	.204	16	54	6	11	3	1	3	8	2	20	0	0
Salazar, Jeff	OF	2006	.283	19	53	13	15	4	0	1	8	11	16	2	0
Sefcik, Kevin	INF	2001	.000	1	1	0	0	0	0	0	0	0	0	0	0
Servais, Scott	C	2000	.218	33	101	6	22	4	0	1	13	7	16	0	0
Sheffer, Chris	INF/OF	1999	.237	35	59	9	14	0	1	1	7	11	10	4	2
Sheaffer, Danny	C	1993-94	.258	126	326	37	84	13	1	5	44	18	26	2	5
Shealy, Ryan	INF	2005-06	.411	100	16	10	3	2	0	0	17	13	26	0	0
Shupert, Terry	INF/OF	1998-2002	.282	450	1027	180	290	64	16	30	124	97	174	40	8
Smith, Jason	INF	2006	.263	49	99	9	26	1	0	5	13	7	29	3	0
Smith, Seth	OF	2007-11	.275	487	1285	200	354	78	19	51	181	142	251	17	4
Sosa, Juan	INF/OF	1999	.222	11	9	3	2	0	0	0	0	2	2	0	0
Spilborghs, Ryan	OF	2005-11	.272	619	1561	222	424	86	12	42	218	172	328	31	19
Stewart, Ian	OF	2007-11	.236	432	1242	178	293	61	8	54	187	146	396	16	9
Srittmatter, Mark	C	1998	.000	4	4	0	0	0	0	0	0	0	3	0	0
Stynes, Chris	C	INF	.255	138	443	71	113	31	3	11	73	48	76	3	1
Sullivan, Cory	OF	2005-08	.279	355	927	133	259	47	16	8	78	69	213	25	9
Sweeney, Mark	INF/OF	2003-04	.263	189	274	38	72	21	2	11	54	41	78	1	1
Tatum, Jim	C/INF	1993, 1995	.212	126	132	11	28	6	1	1	16	6	34	0	0
Taveras, Willy	OF	2007-08	.320	230	851	128	239	28	4	3	50	57	134	101	16
Thompson, Milt	OF	1996	.067	14	15	1	1	0	0	0	2	1	3	0	0
Torrealba, Yorvit	C	2006-09	.258	312	1068	116	276	66	5	23	152	78	208	7	9
Tracy, Andy	INF	2004	.188	15	16	1	3	1	0	0	1	1	8	0	0
Tulowitzki, Troy	SS	2006-11	.293	697	2632	438	770	152	21	122	443	295	480	51	28
Uribe, Juan	INF	2001-03	.258	314	1155	146	298	59	21	24	135	59	235	19	4
Van Burkleo, Ty	INF	1994	.000	2	5	0	0	0	0	0	0	0	1	0	0
Vander Wal, John	INF/OF	1994-98	.262	465	558	72	146	29	5	21	98	77	154	6	5
Vaughn, Greg	OF	2003	.189	22	37	8	7	3	0	3	5	8	13	0	0
Walker, Larry	OF	1995-2004	.334	1170	4076	892	1361	297	44	258	848	584	659	126	40
Walker, Todd	INF	2000-01	.304	142	461	80	140	28	6	19	79	45	59	5	4
Watkins, Pat	OF	1999	.053	16	19	2	1	0	0	0	2	2	5	0	0
Wedge, Eric	C	1993	.182	9	11	2	2	0	0	0	0	0	4	0	0
Weiss, Walt	INF	1994-97	.266	523	1760	264	469	71	14	14	143	300	249	42	14
White, Derrick	OF	1998	.000	9	9	0	0	0	0	0	0	0	4	0	0
Wigginton, Ty	INF	2011	.242	130	401	52	97	21	2	15	47	38	84	8	1
Wilson, Preston	OF	2003-05	.269	284	1069	157	288	69	2	57	217	96	265	19	10
Womack, Tony	INF/OF	2003	.190	21	79	9	15	2	0	0	5	0	9	3	1
Young, Eric	INF/OF	1993-97	.295	613	2120	378	626	102	28	30	227	254	155	180	69
Young Jr., Eric	INF/OF	1999-11	.246	158	427	67	05	10	4	1	19	47	82	48	14
Young, Gerald	OF	1993	.053	19	5	1	0	0	0	0	1	4	1	0	1
Zaun, Gregg	C	2003	.261	15	46	6	12	1	0	3	8	5	7	0	1
Zeile, Todd	INF	2002	.273	144	506										



# All-Time Pitchers

Pitcher	Years	W	L	ERA	G	GS	CG	SHO	SV	IP	H	R	ER	BB	SO
Acevedo, Jose	2005	2	4	6.47	66	5	0	0	1	64.0	86	48	46	16	31
Acevedo, Juan	1995-2001	4	17	6.17	86	11	0	0	0	97.1	119	77	67	39	66
Affeldt, Jeremy (L)	2006-07	8	5	4.59	102	0	0	0	1	86.1	78	49	44	16	66
Aldred, Scott (L)	1993	0	0	10.80	5	0	0	0	0	6.2	10	10	8	9	5
Alston, Garvin	1996	1	0	9.00	6	0	0	0	0	6.0	9	16	6	3	4
Anderson, Matt	2005	1	0	12.50	12	0	0	0	0	10.0	19	14	11	11	4
Asas, Alberto	2007-08	2	4	5.43	21	2	0	0	0	29.3	31	24	14	15	16
Arrojo, Rolando	2005	5	9	6.04	19	19	0	0	0	101.1	120	77	68	46	80
Asencio, Miguel	2006	1	0	4.70	3	1	0	0	0	7.2	9	8	4	4	7
Ashby, Andy	1993	0	4	8.50	20	9	0	0	1	54.0	90	54	51	32	33
Asiaco, Pedro	1997-2001	53	48	5.43	130	129	14	0	0	827.1	829	533	499	290	749
Bateman, Manny	2000	0	1	16.20	1	0	0	0	0	1.2	5	3	0	0	0
Bailey, Roger	1995-97	18	19	4.90	92	46	5	2	1	356.0	392	216	194	161	162
Bautista, Denny	2006-07	2	2	9.39	13	2	0	0	0	15.1	27	22	16	8	13
Beckett, Robbie (L)	1996-97	0	0	11.57	7	0	0	0	0	7.0	7	9	9	10	8
Beimel, Joe	2009-10	1	3	3.56	97	0	0	0	0	60.2	65	25	24	19	32
Belinda, Stan	2007-10	1	3	7.07	46	0	0	1	1	35.2	39	32	28	17	40
Belisle, Matt	2009-11	20	10	3.46	174	0	0	0	1	195.0	196	88	75	35	171
Belitz, Todd (L)	2001	1	1	7.71	8	0	0	0	0	9.1	9	8	8	3	5
Beltran, Rigo (L)	1999-2000	0	0	10.95	13	1	0	0	0	12.1	26	15	15	10	16
Bernero, Adam	2003-04	1	3	5.40	47	2	0	0	0	65.0	89	42	39	30	47
Betancourt, Rafael	2009-11	11	0	3.09	201	0	0	0	11	180.2	140	66	62	36	223
Billings, Bruce	2011	0	0	4.50	1	0	0	0	0	2.0	5	1	0	0	0
Blair, Willie	1993-94	6	15	5.11	93	19	1	0	3	223.2	282	147	127	81	152
Bohanon, Brian (L)	1999-2001	29	30	5.82	87	78	5	2	0	471.1	544	326	305	218	265
Bottenfield, Kent	1993-94	6	6	6.04	29	15	1	0	1	101.1	114	69	68	48	45
Bowers, Cedrick	2008	0	0	16.50	5	0	0	0	0	1.2	11	10	5	0	5
Bowie, Micah	2009	0	1	9.00	10	0	0	0	0	8.0	11	8	8	3	5
Brothers, Rex	2011	1	2	2.88	48	0	0	1	40.2	33	13	13	20	59	
Brownson, Mark	1998-99	1	2	6.91	9	9	1	1	0	43.0	58	34	33	10	29
Buchholz, Taylor	2007-10	1	3	3.44	111	26	0	1	1	170.0	160	75	65	44	126
Burke, John	1996-97	4	6	6.75	28	9	0	0	0	7.2	104	59	56	33	58
Capellan, Jose	2008	0	0	4.50	1	0	0	0	0	2.0	3	1	1	0	2
Carrara, Giovanni	2000	0	1	12.83	8	0	0	0	0	13.1	21	19	19	11	15
Carrvallo, Marcos	2005	0	2	5.09	39	0	0	0	0	53.0	52	30	30	21	47
Castillo, Frank	1997	6	3	5.42	14	14	0	0	0	86.1	107	57	52	25	47
Chacin, Jocelys	2010	20	20	6.82	68	53	2	1	0	344.1	288	157	134	159	301
Chacon, Shawn	2001-05	24	45	5.20	150	83	0	0	35	552.1	543	338	319	293	385
Chouinard, Bobby	2000-01	2	2	3.86	39	0	0	0	0	40.1	45	24	21	10	28
Christman, Tim	2001	0	0	4.50	1	0	0	0	0	2.0	1	1	0	1	2
Clarke, Darren	2007	0	0	0.00	2	0	0	0	0	2.0	2	0	0	0	1
Contreras, Jose	2002-11	72	68	4.53	238	206	11	2	0	1312.1	1519	708	660	408	558
Cook, Aaron	2002-11	72	68	4.53	238	206	11	2	0	1312.1	1519	708	660	408	558
Corey, Mark	2002	0	0	12.00	14	0	0	0	0	12.0	22	16	16	8	12
Corpas, Manuel	2006-10	12	16	3.93	280	0	0	0	34	286.0	302	129	125	80	206
Cortes, David	2005-06	1	1	8.17	30	0	0	0	2	82.0	85	38	38	16	50
Croushore, Rick	2000	2	0	8.74	6	0	0	0	0	11.1	15	11	6	11	6
Cruz, Nelson	2003	3	5	7.21	20	7	0	0	0	53.2	65	43	43	11	38
Czajkowski, Jim	1994	0	0	4.15	5	0	0	0	0	8.2	9	4	4	6	2
Daley, Matt	2009-11	1	2	4.71	92	0	0	0	0	80.1	78	42	42	30	80
Darenbourg, Vic (L)	2003	0	1	3.00	3	0	0	0	0	2.1	4	1	0	0	0
Davenport, Joe	2001	0	0	4.48	7	0	0	0	0	16.1	8	7	4	7	8
Davis, Kane	2001	2	4	4.35	57	0	0	0	0	68.1	66	36	33	32	47
Day, Zach	2005-06	1	3	9.12	8	6	0	0	0	24.2	42	28	25	17	13
De La Rosa, Jorge	2008-11	39	26	4.38	91	85	1	0	0	495.2	453	259	241	222	486
de los Santos, Valerio	2006	0	1	5.63	2	0	0	0	0	8.0	6	5	5	1	10
Delano, Samuel	2010	0	0	3.88	4	0	0	0	0	2.2	3	3	1	3	2
DeJean, Mike	1997-2000, 2005-06	17	12	4.70	264	1	0	0	4	294.2	316	169	154	124	165
Delcarmen, Manny	2010	0	2	6.48	9	0	0	0	0	8.1	12	6	4	6	4
Dessens, Elmer	2007	1	1	7.58	5	5	0	0	0	19.0	21	16	16	9	10
Dingman, Craig	2001	0	0	7.7	0	0	0	0	0	11	11	11	11	3	3
Dipoto, Jerry	1997-2001	12	12	5.21	222	0	0	0	36	267.1	276	137	125	107	201
Dohmann, Scott	2004-06	3	5	5.22	100	0	0	0	1	101.2	100	61	59	53	106
Dotel, Octavio	2010	0	1	5.06	8	0	0	0	0	5.1	6	4	2	4	6
Driskill, Travis	2004	0	0	6.48	5	0	0	0	0	8.1	13	6	6	3	6
Eaton, Adam	2009	1	0	4.53	4	0	0	0	0	8.0	9	5	5	8	7
Elarton, Scott	2001-04	4	12	5.00	23	22	0	0	0	116.0	150	108	98	50	54
Embree, Alan	2009	2	2	5.84	36	0	0	0	0	24.2	28	18	16	12	12
Escalona, Edgmer	2010-11	0	0	1.71	19	0	0	0	0	31.2	21	6	6	11	16
Esposito, Mike	2005	0	2	6.75	3	3	0	0	0	14.2	21	11	11	6	15
Estes, Shawn (L)	2004	15	6	5.84	34	34	0	0	0	202.0	223	133	131	105	117
Estrada, Horacio	2011	8	1	11.94	4	0	0	0	0	7.8	8	7	1	1	4
Farmer, Mike (L)	1996	0	1	7.71	7	4	0	0	0	28.0	32	25	24	13	16
Fassero, Jeff (L)	2002, 2004	3	8	5.51	40	12	0	0	0	111.0	136	73	68	44	59
Field, Nate	2006	1	1	4.00	14	0	0	0	0	9.0	9	4	4	23	19
Flores, Randy (L)	2002, 2009-10	2	3	5.43	82	2	0	0	0	56.1	65	36	34	23	39
Fogo, Josh	2006-07, 2009	1	21	5.05	165	1	0	0	0	381.4	432	234	216	139	214
Francis, Jeff (L)	2004-10	55	50	4.77	150	149	2	2	0	882.2	974	490	468	287	603
Fredrickson, Scott	1993	0	1	6.21	25	0	0	0	0	29.0	33	25	20	17	20
Freeman, Marvin	1994-96	20	18	4.91	67	59	0	0	0	337.0	386	203	184	121	199
Fuentes, Brian (L)	2002-07	15	21	3.49	361	0	0	0	85	347.2	290	144	135	149	388
Gissell, Chris	2004	0	1	14.54	5	1	0	0	0	8.2	20	14	14	3	11
Gonzalez, Edgar	2011	0	0	9.00	1	0	0	0	0	2.0	5	2	2	1	1
Gonzalez, Lariel	1998	0	0	0.00	1	0	0	0	0	1.0	0	0	0	0	0
Grahe, Joe	1995	4	3	5.08	17	9	0	0	0	56.2	69	42	32	27	27
Grant, Mark	1993	0	1	12.56	14	0	0	0	1	14.1	23	20	20	6	8
Grub, Jason	2006	3	0	2.93	51	0	0	0	1	61.1	55	22	22	31	59
Habyan, John	1996	1	1	7.13	19	0	0	0	0	24.0	34	19	19	14	25
Hackman, Luther	1999	1	2	10.69	5	3	0	0	0	16.0	26	19	19	12	10
Hammel, Jason	2009-11	27	30	4.63	96	87	1	0	1	524.2	579	291	270	157	368
Hampson, Justin (L)	2006	1	0	7.50	5	1	0	0	0	12.0	19	10	10	5	9
Hampton, Mike (L)	2001-02	21	28	5.75	62	62	2	0	0	381.2	464	273	244	176	196
Hankala, Tim	2006-07, 2007	1	0	6.91	56	0	0	0	1	64.0	84	37	34	32	32
Harkley, Mike	1994	1	6	5.79	24	13	0	0	0	91.2	125	61	59	35	39
Harris, Greg W.	1993-94	4	20	6.60	42	32	1	0	1	203.1	242	161	149	82	122
Hawblitzel, Ryan	1996	0	1	6.00	8	0	0	0	0	15.0	18	12	10	6	7
Hawkins, LaTroy	2005	0	1	3.42	62	0	0	0	0	54.1	52	21	21	16	29
Henry, Butch (L)	1993	2	8	6.59	20	15	1	0	0	82.2	117	66	62	24	49
Herges, Matt	2007, 2009	9	5	4.05	102	0	0	0	0	122.1	123	61	55	41	84
Hernandez, Livan	2008	3	3	8.03	8	8	0	0	0	40.1					

ALL-TIME PITCHERS CONTINUED

Pitcher	Years	W	L	ERA	G	GS	CG	SHO	SV	IP	H	R	ER	BB	SO
Kennedy, Joe (L)	2004-05	13	15	4.88	43	43	1	0	0	254.1	291	149	138	111	169
Keppel, Bobby	2007	0	0	11.25	4	0	0	0	0	4.0	6	5	5	3	1
Kile, Darryl	1998-99	21	30	5.84	68	67	5	1	0	421.0	482	291	273	205	274
Kim, Byung-Hyun	2005-07	14	26	5.33	70	50	0	0	0	309.0	341	192	183	136	246
Kim, Sun-Woo	2005-06	5	1	5.97	62	26	0	0	0	60.1	73	41	41	4	42
King, Ray (L)	2006	1	4	4.43	67	0	0	0	1	44.2	56	26	22	20	23
Knudson, Mark	1993	0	0	22.24	4	0	0	0	0	5.2	16	14	14	5	3
Kroon, Marc	2004	0	0	6.00	6	0	0	0	0	6.0	7	4	4	10	3
Lee, David	1999-2000	3	2	4.45	43	0	0	0	1	54.2	53	30	27	35	44
Leskanic, Curtis	1993-99	31	20	4.92	356	11	0	0	20	470.0	472	270	257	221	415
Lindstrom, Matt	2005	2	2	3.00	63	0	0	0	2	54.0	52	21	18	14	36
Lopez, Aquilino	2005	0	0	2.25	1	0	0	0	0	4.0	3	1	1	0	6
Lopez, Javier (L)	2003-05	5	3	5.61	142	0	0	0	1	101.0	110	64	63	38	61
Lopez, Rodrigo	2007	5	4	4.42	14	14	0	0	0	79.1	83	43	39	21	43
Lowe, Sean	2002	1	1	8.71	8	0	0	0	0	72.1	74	32	16	10	7
Martin, Tom (L)	2006-07	2	0	5.02	94	0	0	0	0	86.0	94	51	48	34	56
Mayne, Brent	2000-01	1	0	1.00	1	0	0	0	0	1.0	1	0	0	1	0
McClellan, Zach	2007	1	0	5.79	12	0	0	0	0	14.0	20	9	9	5	13
McCurry, Jeff	1997	1	4	4.43	33	0	0	0	0	40.2	43	22	20	20	19
McElroy, Chuck (L)	1998-99	9	3	4.13	119	0	0	0	2	109.0	116	52	50	52	98
Mesa, Jose	2006	1	5	3.86	79	0	0	0	1	72.1	74	32	31	36	39
Mercker, Kent (L)	2002	3	1	6.14	58	0	0	0	0	44.0	55	33	30	22	37
Miceli, Dan	2001, 2003, 2005	3	4	4.55	55	0	0	0	1	59.1	61	33	30	27	54
Miller, Matt	2003	0	0	2.08	4	0	0	0	0	4.1	5	1	1	2	5
Millwood, Kevin	2001	2	1	4.98	9	0	0	0	0	54.1	58	26	24	8	36
Minchev, Nate	1997	0	0	13.50	2	0	0	0	0	5.0	5	3	3	1	1
Moore, Marcus	1993-94	4	2	6.45	56	0	0	0	0	60.0	63	51	43	41	46
Moraga, David (L)	2000	0	0	45.00	1	0	0	0	0	1.0	4	5	5	0	0
Morales, Franklin (L)	2007-11	7	11	4.83	102	15	0	0	10	147.1	138	83	79	86	114
Morillo, Juan	2007	0	0	12.91	6	0	0	0	0	11.1	11	11	11	4	7
Mortenson, Clayton	2011	2	4	3.86	16	6	0	0	0	58.1	55	30	25	24	30
Mufnoz, Mike (L)	1993-98	15	14	5.50	300	0	0	0	8	239.0	272	162	146	112	180
Myers, Mike (L)	2000-01	2	4	2.74	151	0	0	0	1	85.1	56	27	26	48	77
Neagle, Denny (L)	2001-03	19	23	5.57	72	65	1	0	0	370.1	409	239	229	135	271
Neal, Blaine	2005	0	2	6.14	11	0	0	0	0	14.2	2	1	1	0	8
Newman, Josh (L)	2007	1	0	3.86	7	0	0	0	0	14.2	2	1	1	0	3
Nicasio, Juan	2011	4	4	4.14	13	13	0	0	0	71.2	73	35	33	18	58
Nichting, Chris	2001-02	1	1	4.46	36	0	0	0	0	42.1	49	21	21	5	36
Nied, David	1993-96	14	18	5.47	46	39	3	1	0	218.2	252	141	133	100	127
Nuñez, Vladimir	1994	3	3	7.01	22	6	0	0	0	25.2	26	22	14	22	14
Oliver, Omar	1995	4	3	7.39	11	0	0	0	0	32.2	44	26	26	15	16
Oliver, Darren (L)	2003	13	11	5.04	33	32	1	0	0	180.1	201	108	101	61	88
Ortiz, Ramon	2007	1	0	7.62	10	0	0	0	0	13.0	15	11	11	7	7
Painter, Lance (L)	1993-96	13	10	5.65	92	22	1	0	1	208.2	254	137	131	70	141
Parrett, Jeff	1993	3	3	5.38	40	6	0	0	0	73.2	78	47	44	45	66
Paulino, Felipe	2011	0	4	7.36	18	0	0	0	0	12.2	12	12	14	7	14
Peralta, Joel	2009	0	3	6.20	27	0	0	0	0	24.2	27	17	17	12	22
Pomeranz, Drew (L)	2011	2	1	5.40	4	4	0	0	0	18.1	19	11	11	5	13
Porzio, Mike (L)	1999	0	0	8.59	16	0	0	0	0	14.2	21	14	14	10	10
Powell, Jay	2001	3	1	2.79	39	0	0	0	7	38.2	34	18	12	12	26
Ramirez, Ramon	2006-07	6	5	4.45	83	0	0	0	0	85.0	79	44	42	33	76
Ramirez, Roberto (L)	1998	0	5	8.68	32	4	0	0	0	41.1	68	42	32	32	32
Rath, Fred	1998	0	0	1.69	2	0	0	0	0	5.1	6	1	1	2	2
Redman, Mark (L)	2007-08	4	5	6.23	15	12	0	0	0	65	82	48	45	22	34
Reed, Steve	1993-97, 2003-04	33	29	3.63	461	0	0	0	15	499.0	466	223	201	166	352
Register, Steven	2007	0	0	9.00	13	0	0	0	0	70.0	13	10	10	6	8
Rekar, Bryan	1995-97	7	10	6.54	31	27	0	0	0	152.2	193	119	111	56	89
Reyes, Denny	2002	0	1	4.24	43	0	0	0	0	40.1	43	19	19	24	30
Reynolds, Greg	2008, 2011	5	8	7.47	27	16	0	0	0	94.0	123	80	78	36	40
Reynolds, Matt (L)	2010-11	2	2	3.54	94	0	0	0	0	68.2	58	28	27	33	67
Reynoso, Armando	2003-06	30	31	4.65	89	87	6	0	0	503.0	571	289	260	170	270
Rincon, Juan	2009-10	3	2	7.31	28	0	0	0	0	50.0	21	24	23	22	28
Ritz, Kevin	1994-98	39	38	5.20	101	8	0	2	2	576.1	654	358	333	253	337
Roa, Joe	2003	0	0	4.05	4	0	0	0	0	6.2	7	3	3	0	4
Roenicke, Josh	2011	0	0	3.78	19	0	0	0	0	16.2	14	7	7	3	7
Rogers, Esmil	2007-11	8	9	6.57	47	22	0	0	0	150.0	207	126	116	75	132
Romero, J.C. (L)	2011	1	0	4.32	12	0	0	0	0	8.1	12	7	4	3	9
Rose, Brian	2000	4	5	5.51	12	12	0	0	0	63.2	72	41	39	30	40
Ruffin, Bruce (L)	1993-97	17	18	3.84	246	12	0	0	60	321.0	299	157	137	165	319
Rusch, Glendon (L)	2008-09	6	3	5.23	34	9	0	0	0	82.2	107	50	48	17	56
Saberhagen, Bret	1985	2	1	6.28	9	9	0	0	0	43.0	60	33	30	13	29
Sager, A.J.	1995	0	1	6.38	10	0	0	0	0	19.6	19	16	16	7	10
Sager, Mike	1998	0	1	10.80	2	2	0	0	0	10.0	22	12	12	0	2
Sanchez, Jesus (L)	2003	0	0	9.00	9	0	0	0	0	8.0	11	8	8	4	2
Sanford, Mo	1993	1	2	5.00	11	6	0	0	0	35.2	37	25	21	27	36
Santos, Victor	2002	0	4	13.38	24	0	0	0	0	26.0	40	30	30	22	25
Scott, Tim	1997	0	0	10.13	3	0	0	0	0	2.2	5	3	3	2	2
Seay, Bobby (L)	2007	0	0	8.49	17	0	0	0	0	11.2	18	11	11	8	11
Serafini, Dan (L)	2007	0	0	54.00	3	0	0	0	0	0.1	0	2	2	2	0
Service, Scott	1993	0	0	9.64	3	0	0	0	0	4.2	8	5	5	1	3
Shepherd, Keith	1993	1	3	6.98	14	8	0	0	1	19.1	26	16	15	4	7
Simpson, Allan	2004-05	2	1	6.13	34	0	0	0	0	39.2	47	31	27	23	46
Smith, Bryn	1993	2	4	8.49	11	5	0	0	0	29.2	47	29	28	11	9
Smith, Greg (L)	2010	1	2	6.23	8	8	0	0	0	39.0	49	28	27	24	31
Speier, Justin	2001-03	12	5	4.04	177	0	0	0	10	191.2	171	92	86	54	160
Speier, Ryan	2005, 2007-09	7	3	3.99	90	0	0	0	0	99.1	104	46	44	42	58
Stark, Denny	2002-04	14	12	5.45	55	39	0	0	0	233.0	259	169	141	115	104
Stoops, Jim	1998	1	0	2.25	3	0	0	0	0	4.0	5	1	1	3	0
Street, Huston	2009-11	9	9	3.50	170	0	0	0	84	167.1	144	71	65	33	170
Stults, Eric	2011	0	0	6.00	6	0	0	0	0	12.0	11	8	8	4	7
Suzuki, Mac	2003	0	2	15.63	3	0	0	0	0	6.2	15	12	13	11	5
Swift, Bill	1995-97	14	10	5.47	40	35	0	2	2	189.1	230	131	115	74	102
Tavarez, Julian	2000	11	5	4.43	51	12	1	0	1	120.0	124	68	59	53	62
Thompson, Mark	1994-98	16	20	6.11	69	47	3	1	0	282.2	354	209	192	129	157
Thompson, John	1997-2001	27	43	5.01	102	101	6	1	1	611.0	672	365	340	188	390
Tsao, Chin-hui	2005-05	4	0	5.98	29	4	0	0	0	61.2	71	42	41	26	44
Vance, Cory (L)	2002-03	1	3	5.74	17	0	0	0	0	31.1	35	22	20	14	13
Venafro, Mike (L)	2006	1	0	2.45	17	0	0	0	0	3.2	3	1	1	3	2
Veres, Dave	1998-99	7	9	3.99	136	0	0	0	39	153.1	155	72	68	64	145
Villone, Ron	2001	1	3	6.36	22	6	0	0	0	46.2	56	35	33	29	48

## 00

\*Brad Adress, 2000-08

## 1

\*Jerry Royster, 1993  
Trenidad Hubbard, 1994-95  
Curtis Goodwin, 1998  
\*Dave Garcia, 2000-02  
Pablo Ozuna, 2003  
Anderson Machado, 2005  
Jamey Carroll, 2006-07  
Doug Bernier, 2008  
Eric Young Jr., 2011

## 2

Gerald Young, 1993  
\*Gene Glynn, 1994, 1996-98  
Terry Jones, 1996  
Chris Petersen, 1999  
Juan Sosa, 1999  
Aaron Ledesma, 2000  
Jeff Frye, 2000  
Brent Butler, 2001  
Jose Ortiz, 2002  
\*Mike Gallego, 2002, 2005-07  
\*Sandy Alomar Sr., 2003-04  
Troy Tulowitzki, 2007-11

## 3

\*Jerry Royster, 1993  
Dale Murphy, 1993  
Q. McCracken, 1995-97  
Mike Lansing, 1998-2000  
Ron Gant, 2001  
Alex Ochoa, 2001  
Jason Romano, 2002  
Rene Reyes, 2003  
Jorge Piedra, 2004-06  
\*Jamie Quirk, 2006  
Willy Taveras, 2007-08  
Eric Young, Jr., 2009-10

## 4

Nelson Liriano, 1993-94  
Craig Counsell, 1995  
\*Jackie Moore, 1997-98  
Chris Sexton, 1999  
Jeffrey Hammonds, 2000  
Juan Uribe, 2001-03  
Luis Gonzalez, 2004-06  
Jayson Nix, 2008  
\*Jim Tracy, 2009-11

## 5

Alex Cole, 1993  
Neifi Perez, 1996-2001  
Brent Butler, 2002-03  
Tony Wornack, 2003  
Matt Holliday, 2004-08  
Carlos Gonzalez, 2009-11

## 6

Daryl Boston, 1993  
Jason Bates, 1995-98  
\*Bruce Kimm, 1999  
Jeff Frye, 2000  
Juan Pierre, 2000  
Ben Petrick, 2001-03  
Mandy Romero, 2003  
Aaron Miles, 2004-05  
Omar Quintanilla, 2006-09  
Melvin Mora, 2010  
Tommy Field, 2011

## 7

Joe Girardi, 1993-95  
Trenidad Hubbard, 1996  
Craig Counsell, 1997  
Kurt Abbott, 1998-99  
Jeff Cirillo, 2000-01  
Todd Zeile, 2002  
Chris Stynes, 2003  
Rene Reyes, 2004  
J.D. Closser, 2005-06  
Kazuo Matsui, 2007  
\*Mike Gallego, 2008  
Seth Smith, 2009-11

## 8

Roberto Mejia, 1993-95  
Kirt Manwaring, 1997-99  
Brent Mayne, 2000-01  
Bobby Estalella, 2002-03  
\*Jamie Quirk, 2004  
Desi Relaford, 2005  
Omar Quintanilla, 2005  
Yorvit Torrealba, 2006-09  
Michael McKenry, 2010  
Charlie Blackmon, 2011

## 9

Vinny Castilla, 1993-99  
Juan Pierre, 2001-02  
\*Jamie Quirk, 2003, 05-08  
Vinny Castilla, 2004, 06, \*07-11  
Ian Stewart, 2009-11

## 10

Dante Bichette, 1993-99  
Mike Hampton, 2001-02  
Ronnie Belliard, 2003  
Royce Clayton, 2004  
Jeff Baker, 2005-09  
Chris Nelson, 2010-11

## 11

Matt Nokes, 1995  
Angel Echevarria, 1996-98  
\*Jim Leyland, 1999  
\*Toby Harrah, 2000-02  
Luke Allen, 2003  
Brad Hawpe, 2004-10  
\*Tom Runnells, 2011

## 12

Freddie Benavides, 1993  
Mike Kingery, 1994-95  
Pedro Castellano, 1996  
Brian Raabe, 1997  
Darryl Hamilton, 1998-99  
Edgard Clemente, 1999  
Brian Hunter, 2000  
Todd Walker, 2001  
Jose Ortiz, 2001-02  
Clint Bames, 2003-06, 08-10  
Steve Finley, 2007  
Seth Smith, 2007  
Wilin Rosario, 2011

## 13

Charlie Hayes, 1993-94  
Ryan Hawblitzel, 1996  
\*Clint Hurdle, 1997-03, 2005-07  
Jeff Fassero, 2004  
\*Carney Lansford, 2011

## 14

Andres Galarraga, 1993-97  
Todd Walker, 2000  
Greg Norton, 2001-03  
Matt Anderson, 2005  
Troy Tulowitzki, 2006  
Sean Barker, 2007  
Dexter Fowler, 2008  
Matt Murton, 2009  
Mark Ellis, 2011

## 15

P. Castellano, 1993, 1995  
Jeff Reed, 1996-99  
Ben Petrick, 1999-2000  
Denny Neagle, 2001-03  
Alfredo Amezaga, 2005  
Jeff Salazar, 2006  
Edwin Bellorin, 2007-09  
Jay Payton, 2010  
Kevin Kouzmanoff, 2011

## 16

Danny Sheaffer, 1993-94  
Curtis Leskanic, 1995-99  
\*Fred Kendall, 2000  
Mac Suzuki, 2001  
Kimeria Bartee, 2001  
Jose Jimenez, 2002-03  
Denny Hocking, 2004  
Jamey Wright, 2004-05  
Eli Marrero, 2006  
Kazuo Matsui, 2006

Geronimo Gil, 2007  
Kip Wells, 2008  
Adam Melhuse, 2008  
Huston Street, 2009-11

## 17

David Nied, 1993-96  
Todd Helton, 1997-2011

## 18

Bruce Ruffin, 1993-97  
Mike DeJean, 2000, 2005-06  
\*Fred Kendall, 2001-02  
Jose Hernandez, 2003  
Andy Tracy, 2004  
Cory Sullivan, 2007-08  
Mike McCoy, 2009  
\*Jim Tracy, 2009  
Jonathan Herrera, 2010-11

## 19

Willie Blair, 1993-94  
Jim Tatum, 1995  
Jamey Wright, 1996-97  
Derrick White, 1998  
Edgard Clemente, 1998-99  
Scott Karl, 2000  
Mark Little, 2001-02  
Gabe Kapler, 2002-03  
Kit Pellow, 2003-04  
Ryan Spilborghs, 2005-11

## 20

Jim Tatum, 1993  
Howard Johnson, 1994  
Bill Swift, 1995-97  
Mike Saipke, 1998  
\*Lorenzo Bundy, 1999  
\*Dallas Williams, 2000-02  
Greg Vaughn, 2003  
Todd Greene, 2004-05  
Miguel Ojeda, 2006  
Chris Iannetta, 2006-11

## 21

Eric Young, 1993-97  
Jamey Wright, 1998-99  
Masato Yoshii, 2000  
Kevin Seifick, 2001  
Adam Melhuse, 2001  
Jack Cust, 2002  
Chris Richard, 2003  
Choo Freeman, 2004-06  
Clint Bames, 2007  
Jonathan Herrera, 2008  
Jason Marquis, 2009  
Miguel Olivo, 2010  
Ty Wigginton, 2011

## 22

Eric Wedge, 1993  
Walt Weiss, 1994-97  
Nelson Liriano, 1998  
Mark Strittmatter, 1998  
Pat Watkins, 1999  
Terry Shumpert, 1999-2002  
\*Walt Weiss, 2003-04, 07  
Dustan Mohr, 2005  
Scott Podsednik, 2008  
Tom Runnells, 2010  
Jose Lopez, 2011

## 23

\*Don Zimmer, 1993-95  
Bryan Rekar, 1996-97  
Chuck McLeroy, 1998-99  
John Cangelosi, 1999  
Jeff Mantlo, 2000  
Bubba Carpenter, 2000  
Elvis Peña, 2000  
Joe Davenport, 2001  
Jacob Cruz, 2001  
Ross Glodt, 2002  
Charles Johnson, 2003-04  
Ryan Speier, 2005, 07-08  
Jason Giambi, 2009-11

## 24

Jerald Clark, 1993  
\*Dwight Evans, 1994  
Harvey Pulliam, 1995-97  
\*Ken Griffey, 1996

Jeff Barry, 1998  
Derrick Gibson, 1998  
Tom Goodwin, 2000  
Jay Payton, 2003  
Vladimir Nunez, 2004  
Jason Smith, 2006  
Ian Stewart, 2007-08  
Dexter Fowler, 2009-11

## 25

\*Don Baylor, 1993-98, 09-10  
\*Buddy Bell, 2000-02  
Sandy Alomar Jr., 2002  
Mark Sweeney, 2003-04  
Michael Restovich, 2005  
Bobby Keppel, 2007  
Seth Smith, 2008  
\*Rich Dauer, 2011

## 26

\*Amos Otis, 1993  
Ellis Burks, 1994-98  
\*Rich Donnelly, 1999-2002  
Walt McKeel, 2002  
Mark Bellhorn, 2003  
Jeff Francis, 2004-10  
Jose Morales, 2011

## 27

Greg W. Harris, 1993  
Butch Henry, 1993  
Mike Harkey, 1994  
Ty Van Burkleo, 1994  
Jorge Brito, 1995-96  
Steve Decker, 1996  
Milt Thompson, 1996  
Darryl Hamilton, 1998  
Mike Kelly, 1999  
Jeff Barry, 1999  
Todd Hollandsworth, 2000-02  
Jay Payton, 2002  
Vic Darzensbourg, 2003  
Garett Atkins, 2003-09  
Greg Smith, 2010  
Matt Lindstrom, 2011

## 28

Bryn Smith, 1993  
Lance Painter, 1993-96  
Rene Gonzales, 1997  
Darnell Coles, 1997  
Greg Colbrunn, 1998  
Terry Shumpert, 1998  
Lenny Harris, 1999  
Mike Myers, 2000-01  
Aaron Cook, 2003-11

## 29

\*Ron Hassey, 1993-95  
Eric Anthony, 1996  
Harvey Pulliam, 1996  
Mark Thompson, 1998  
\*Milt May, 1999  
Scott Servais, 2000  
Carlos Mendoza, 2000  
Ron Villone, 2001  
Gary Bennett, 2001-02  
\*Dave Collins, 2003-06  
Dan Serafini, 2007  
Jorge De La Rosa, 2008-11

## 30

Keith Shepherd, 1993  
Kevin Ritz, 1994-98  
Rolando Arjojo, 2000  
Adam Melhuse, 2000  
Justin Speier, 2001-03  
J.D. Closser, 2004  
Jose Acevedo, 2005  
\*Glenallen Hill, 2007-11

**31**

Greg W. Harris, 1994  
Roger Bailey, 1995, 1997  
Bret Saberhagen, 1995  
J.R. Phillips, 1999  
Darren Bragg, 2000  
Robin Jennings, 2001  
Sal Fasano, 2001  
Gregg Zaun, 2003  
\*Clint Hurdle, 2004  
Cory Sullivan, 2005-06  
Rodrigo Lopez, 2007  
Cedrick Bowers, 2008  
Matt Daley, 2009-11

**32**

Jayhawk Owens, 1993  
Scott Aldred, 1993  
Mike Harkey, 1994  
Mark Thompson, 1995-97  
Mark Brownson, 1998-99  
Kevin Jarvis, 2000  
Dan Miceli, 2001  
Jason Jennings, 2002-06  
LaTroy Hawkins, 2007  
Glendon Rusch, 2009  
J.C. Romero, 2011

**33**

Chris Jones, 1993-94  
Larry Walker, 1995-2004

**34**

Mo Sanford, 1993  
Scott Service, 1993  
Jayhawk Owens, 1994-96  
Pedro Astacio, 1997-2001  
Shawn Chacon, 2002-05  
Larry Bigbie, 2005  
Matt Herge, 2007-08  
Matt Belisle, 2009-11

**35**

John Vander Wal, 1994-98  
Henry Blanco, 1999  
Gabe White, 2000  
Butch Huskey, 2000  
Cliff Brumbaugh, 2001  
Aaron Cook, 2002  
Nelson Cruz, 2003  
Jeromy Burnitz, 2004  
Eric Byrnes, 2005  
Nate Field, 2006  
Taylor Buchholz, 2007-10  
Octavio Dotel, 2010

\*Larry Bearnarth, 1993-95  
Mike Farmer, 1996  
Bobby M. Jones, 1997-99  
Gabe White, 2000-01  
\*Bob Apodaca, 2003-11

**37**

Jay Gainer, 1993  
\*Rick Mathews, 1995  
John Burke, 1996-97  
\*Tommy Sandt, 1999  
Stan Belinda, 2000  
Kane Davis, 2001  
Darren Oliver, 2003  
Joe Kennedy, 2004-05  
Josh Fogg, 2006-07  
Greg Reynolds, 2011

**38**

Jeff Parrett, 1993  
Jim Czajkowski, 1994  
Roger Bailey, 1995-96  
Jeff McCurry, 1997  
Lariel Gonzalez, 1998  
Manny Aybar, 2000  
Kevin Jarvis, 2004  
Ryan Shealy, 2005  
Ubaldo Jimenez, 2006-11  
Edgar Gonzalez, 2011

**39**

Steve Reed, 1993-97  
Jim Stoops, 1998  
Angel Echevarria, 1999-00  
Jay Powell, 2001  
Brian Fuentes, 2002  
Steve Reed, 2003-04  
Blamie Neal, 2005  
Tom Martin, 2006-07

Elmer Dessens, 2007  
Valerio de los Santos, 2008  
Paul Phillips, 2009-10

**40**

Darren Holmes, 1993-97  
Brian Rose, 2000  
Scott Elarton, 2001  
Brian Fuentes, 2003-08  
Brad Eldred, 2010  
Kevin Millwood, 2011

**41**

Mark Knudson, 1993  
\*Bill Plummer, 1994  
\*Art Howe, 1995  
Robbie Beckett, 1996-97  
David Wainhouse, 1998  
Brian Bohanon, 1999-2001  
Denny Stark, 2002-04  
Jay Witasick, 2005  
Jeremy Affeldt, 2006-07  
Jose Capellan, 2008  
Alberto Arias, 2008  
Alan Embree, 2009  
Bruce Billings, 2011  
Cole Garner, 2011

**\*42\*  
Retired**

A. Reynoso, 1993-96  
\*Jackie Moore, 1997  
Retired by all teams in 1997 as a tribute to Jackie Robinson

**43**

Andy Ashby, 1993  
Mike Muñoz, 1993-98  
David Wainhouse, 1999  
Bobby Chouinard, 2000-01  
Dan Miceli, 2003  
Adam Bernero, 2003-04  
Ryan Shealy, 2006  
\*Rich Dauer, 2009-10  
Alex White, 2011

**44**

Marvin Freeman, 1994-96  
Alan Cockrell, 1996  
Mike DeJean, 1997-2000  
Rolando Arroyo, 2000  
Mario Encarnacion, 2001  
\*Alan Cockrell, 2002  
Preston Wilson, 2003-05  
Alberto Arias, 2007  
Ramon Ortiz, 2007  
Micah Bowie, 2008  
Juan Nicasio, 2011

**45**

Curtis Leskanic, 1993-94  
\*Frank Funk, 1996  
Jerry Dipoto, 1997-2001  
Victor Santos, 2002  
Javier Lopez, 2003-04  
Zach Day, 2005-06  
Josh Newman, 2007-08  
Elmer Dessens, 2007  
Jhoulys Chacin, 2009-11

**46**

Kent Bottenfield, 1993-94  
Greg W. Harris, 1993-94  
\*Paul Zuvella, 1996  
\*P.J. Carey, 1997  
John Wasdin, 2000-01  
Todd Beltz, 2001  
Mark Corey, 2002  
Matt Miller, 2003  
Tim Harikkala, 2004  
Bobby Seay, 2005  
Miguel Asencio, 2006  
Zach McClellan, 2007  
Jason Hammel, 2009-11

**47**

Bruce Hurst, 1993  
Lance Painter, 1993  
Mark Thompson, 1994  
Omar Olivares, 1995  
Brian Hickerson, 1995  
\*Jackie Moore, 1996  
Nate Minchey, 1997  
Dave Veres, 1998-99  
Giovanni Carrara, 2000  
Horacio Estrada, 2001  
Chris Nichting, 2002

Cory Vance, 2003  
Scott Dohmann, 2004-06  
Justin Hampson, 2006  
John Mabry, 2007  
Joe Kosshangy, 2007-08  
Samuel Deduno, 2010  
Alan Johnson, 2011  
Drew Pomeranz, 2011

**48**

A.J. Sager, 1995  
John Habyan, 1996  
Frank Castillo, 1997  
Rigo Beltran, 1999-2000  
Craig House, 2000  
Chris Nichting, 2001  
Mike James, 2002  
Marc Kroon, 2004  
Tim Olson, 2005  
Byung-Hyun Kim, 2006  
Jason Hirsh, 2007-08  
Esmil Rogers, 2010-11

**49**

Scott Fredrickson, 1993  
Juan Acevedo, 1995  
\*Frank Funk, 1997-98  
Roberto Ramirez, 1999  
Jose Jimenez, 2000-01  
Dennys Reyes, 2002  
Jason Young, 2003-04  
Byung-Hyun Kim, 2005  
Jose Mesa, 2006  
Byung-Hyun Kim, 2007  
Tim Harikkala, 2007  
Jason Grilli, 2008-09  
Adam Eaton, 2009  
Red Brothers, 2011

**50**

Garvin Alston, 1996  
\*Bill Hayes, 1996  
Julian Tavarez, 2000  
Benny Agbayani, 2002  
Scott Elarton, 2003-04  
Travis Driskill, 2004  
David Cortes, 2005-06  
Jorge Julio, 2007  
Jim Miller, 2011

**51**

Luther Hackman, 1999  
David Lee, 2000  
Craig Dingman, 2001  
Rick White, 2002  
Randy Flores, 2002  
Joe Foa, 2003  
Altan Simpson, 2004-05  
Aquilino Lopez, 2005  
Sun-Woo Kim, 2005-06  
Juan Morillo, 2006-07  
Jose Vizcaino, 2008  
Josh Fogg, 2009  
Matt Reynolds, 2010-11

**52**

John Thomson, 1997-2002  
Sean Lowe, 2002  
\*Duane Espy, 2003-06  
Juan Morillo, 2008  
\*Jim Wright, 2011

**53**

Gary Wayne, 1993  
Bruce Walton, 1993  
Mark Hutton, 1997  
Fred Rath, 1998  
Mike Porzio, 1999  
\*Marcel Lachemann, 2000-01  
Cory Vance, 2002  
\*Rick Mathews, 2003-08  
Randy Flores, 2009-10  
Manny Delcarmen, 2010

**54**

Marcus Moore, 1993-94  
Tim Scott, 1997  
David Lee, 1999  
Rick Croushore, 2000  
Pete Walker, 2000  
Tim Christman, 2001  
Kent Mercker, 2002  
\*Goose Gossage, 2003-04  
Randy Williams, 2005  
Denny Bautista, 2006-07  
Greg Reynolds, 2008  
Jose Contreras, 2009  
Eric Stults, 2011

**55**

Mark Grant, 1993  
Joe Grahe, 1995  
Brooks Kieschnick, 2001  
\*Jim Wright, 2002, 2009-10  
Jesus Sanchez, 2003  
Shawn Estes, 2004  
Danny Ardoin, 2005-06  
Alvin Colina, 2006  
Mark Redman, 2007-08  
Felipe Paulino, 2011  
Eliezer Alfonzo, 2011

**56**

Bryan Rekar, 1995  
Brian McRae, 1999  
Shawn Chacon, 2001  
\*Mark Strittmatter, 2003-05  
Ray King, 2006  
Franklin Morales, 2007-11  
Josh Roenicke, 2011

**57**

Darryl Kile, 1998-99  
Jason Jennings, 2001

**58**

Dan Miceli, 2005  
Alan Cockrell, 2007-08  
Juan Rincon, 2009-10  
Jordan Pacheco, 2011

**59**

Todd Jones, 2002-03  
Chris Gissell, 2004  
\*Mark Strittmatter, 2006-07  
Clayton Mortensen, 2011

**60**

Manuel Corpas, 2006-10

**61**

Ramon Ramirez, 2006-07  
Livan Hernandez, 2008  
Esmil Rogers, 2009  
Edgmer Escalona, 2010-11

**62**

Marcos Carvajal, 2005

**63**

Rafael Belancourt, 2009-11

**71**

Chin-hui Tsao, 2003-05

**73**

Robert Averette, 2001

**75**

\*Mike Hamilton, 2003

**77**

\*Walt Weiss, 2002

**97**

Joe Beimel, 2009-10

**99**

Turk Wendell, 2004  
Darren Clarke, 2007  
Alfredo Arreaga, 2011

\*—manager/coach  
#—MLB retired No. 42 in 1997 to honor the 50th anniversary of Jackie Robinson's first season with Brooklyn Dodgers.

Record Book

## Key Dates in Rockies History

### 1985

Aug. 8 – Baseball's new Basic Agreement permits the National League to expand by two teams.

### 1987

Oct. 31 – U.S. Senators from eight states, including Colorado Sen. Tim Wirth, create a Congressional task force to investigate baseball expansion.

### 1989

June 15 – Baseball says it will announce a timetable for NL expansion within 90 days after a new Basic Agreement.

### 1990

Aug. 14 – Denver-area voters pass a 0.1 percent sales tax to finance construction of a new ballpark, if MLB awards a team.

Aug. 23 – Colorado's Baseball Advisory Committee, headed by Gov. Roy Romer, designates the Colorado Baseball Partnership to spearhead the formation of an ownership group.

Sept. 18 – The NL Expansion Committee hears Denver's presentation.

Dec. 18 – The NL unveils its short list of six potential expansion sites: Buffalo, Denver, Orlando, South Florida, Tampa-St. Petersburg and Washington, D.C.

### 1991

March 13 – The Denver Metropolitan Major League Baseball Stadium District chooses its site: 20th and Blake.

March 15 – Ownership announces that the proposed park will be named Coors Field.

March 26 – The NL Expansion Committee visits Denver.

June 10 – Vincent announces Denver and South Florida are the NL's selections.

July 5 – Major League owners unanimously approve Denver and South Florida as baseball's two newest franchises. Colorado Baseball Partnership announces that the team will be called the Colorado Rockies and unveils the team logo.

Sept. – Bob Gebhard is named the first general manager.

### 1992

Feb. 14 – KOA-Radio (850 AM) signs a five-year contract, becoming the flagship station.

March 2 – Ownership chooses Tucson, AZ as the Rockies' spring training home.

April 16 – KWGN-TV (Channel 2) signs a five-year agreement to become the Rockies' exclusive over-the-air television station.

June 16 – Bend, OR, hosts the first game in organization history, a Single-A Northwest League contest between the Bend Rockies and Boise Hawks. With the Rockies trailing 4-1 in the bottom of the eighth, catcher Will Scalzitti hits a grand slam to give his club a dramatic 6-4 win.

July 4 – The Rockies unveil their traditional 1993 uniforms (home, road, and Sunday alternate) at a Team USA-Team Cuba baseball game at Mile High Stadium before 61,165 fans. Also, the team improves its logo.

Sept. 2 – Jerry McMorris, Oren Benton and Charles Monfort acquire all of the interests previously owned by non-Coloradoans. The local trio assumes control of the team.

Oct. 16 – Ground is broken on the future site of Coors Field.

Nov. 9 – The Colorado Baseball Partnership completes its acquisition of the franchise by paying the \$95 million franchise fee.

Nov. 17 – The Rockies select David Nied from the Atlanta Braves to open the MLB Expansion Draft in New York City. At the same time, over 20,000 fans fill Denver's Currihan Hall to watch the historic event. After the draft, Colorado trades Kevin Reimer and Jody Reed for Dante Bichette and Rudy Seanez.

### 1993

Jan. 26 – The Rockies restructure their front office. Jerry McMorris becomes Chairman, President and C.E.O.; Oren Benton and Charles Monfort

become Vice Chairmen.

Feb. 18 – Pitchers and catchers report to Tucson, AZ for the club's inaugural spring training. Position players report five days later.

April 5 – The club plays its first regular season game, against the Mets at Shea Stadium. Dwight Gooden tosses a three-hit shutout.

April 9 – Opening Day. The Rockies host Montreal at Mile High Stadium. Eric Young homers to lead off the bottom of the first, bringing the record-setting crowd of 80,227 to its feet. Colorado wins, 11-4, behind 37-year-old Bryn Smith, who blanks the Expos over seven innings.

Sept. 17 – The Rockies surpass the 4 million mark in their 71st date, breaking the single-season attendance record.

Nov. 2 – The club and the Denver Metropolitan Stadium District agree to expand Coors Field to approximately 50,200.

### 1994

Jan. 13 – Responding to fan requests, the club alters its uniforms. Names are placed on the back of the home jerseys, while the road uniform's lettering is changed from silver to purple.

### 1995

April 26 – The Rockies inaugurate Coors Field in dramatic fashion. Dante Bichette hits a game-winning three-run homer to beat New York in the 14th inning.

June 26 – National League President Leonard Coleman announces that Coors Field has been selected to host the 1998 All-Star Game.

Oct. 1 – The Rockies defeat the San Francisco Giants, 10-9, to claim the National League wildcard berth, becoming the first expansion team to reach post-season play prior to its eighth year of competition.

Oct. 3 – Rockies host Atlanta for the first playoff game in franchise history. Braves won 5-4 in the National League Division Series opener.

## KEY DATES IN ROCKIES HISTORY CONTINUED

Oct. 6 – Colorado wins its first playoff game, 7-5 over the Braves in Game Three.

Nov. 7 – Don Baylor claims the National League Manager of the Year, for leading his third-year club to postseason play.

### 1996

Feb. 15 – The city of Tucson and the Rockies reach an agreement in principal to keep the city the spring training home of the franchise for the next 15 years.

### 1997

Feb. 26 – The Rockies and FOX Sports Rocky Mountain reach a multi-year agreement for the cable rights to the club, beginning with seven telecasts in 1997, and expanding to 50 games each year for the remainder of the contract.

Sept. 24 – Minor league pitcher Doug Million passes away after a severe asthma attack in Mesa, AZ, where he was taking part in Instructional League.

Sept. 29 – Oren L. Benton resigns as Vice Chairman.

Nov. 13 – Larry Walker wins the National League's Most Valuable Player. He becomes the first Canadian and first Rockie to win the award. Walker is voted first on 22 of the 28 ballots submitted.

Dec. 8 – Richard L. Monfort becomes Vice Chairman, joining his brother, Charles, who has held the position since 1992.

### 1998

July 6 – Coors Field hosts the 69th annual Major League All-Star festivities. Ken Griffey, Jr. beats out Jim Thome to win the long-awaited home run derby.

July 7 – In the highest scoring All-Star game in history, the American League beat the National League 13-8 in the 69th Mid-Summer Classic at Coors Field. Roberto Alomar earns the MVP award.

### 1999

April 4 – The Rockies and Padres become the first teams to open a Major League schedule outside of the U.S. or Canada, in Monterrey, Mexico. Colorado wins, 8-2.

April 20 – Tragedy strikes nearby Columbine High School and the Rockies postpone two home games with the Montreal Expos.

Aug. 20 – Bob Gebhard, the franchise's first and only general manager, resigns his post.

Sept. 20 – Dan O'Dowd is named the second general manager in franchise history.

### 2000

Jan. 19 – Rockies introduce additions to their uniforms, as well as an alternate purple jersey, home uniform and purple-billed cap.

### 2001

Aug. 14 – President George W. Bush attends the Rockies game vs. Atlanta at Coors Field. Colorado won 5-4 in 10 innings.

Oct. 18 – Keli McGregor is named Rockies Club President.

### 2002

Nov. 4 – Jason Jennings becomes the first Rockie to be named NL Rookie of the Year. Jennings is the only player to appear on all 32 ballots and wins the award in a landslide with 150 points. Brad Wilkerson finishes runner-up with 57.

### 2003

March 31 C Charlie Monfort is named Chairman and CEO.

Sept. 25 – Rox and KOA Radio agree to a five-year extension.

### 2004

July 8 – FOX Cable Networks agree to become a limited partner of the Rockies. Fox Sports Net and the Rockies reach long-term television rights contract.

Aug. 6 – Rockies trade Larry Walker, the franchise's all-time leader in nearly every offensive category, to the St. Louis Cardinals for three minor leaguers.

Nov. 9 – In a meeting of the directors and shareholders of the Colorado Rockies general partner, Jerry McMorris is removed as a director and officer of the Club.

### 2005

Dec. 15 – Charlie and Dick Monfort purchase the Jerry McMorris financial interest in the franchise, ending McMorris' affiliation with the Rockies.

### 2006

Aug. 14 – Vinny Castilla signs with Colorado, returning to the Rockies to finish his career.

### 2007

Oct. 1 – The Rockies clinch the NL Wild Card after defeating the Padres 9-8 in 13 innings at Coors Field in just the 7th one-game playoff in Major League history.

Oct. 15 – Colorado advances to their first-ever World Series vs. Boston after sweeping Arizona 4-games-to-0 in the NLCS.

### 2009

May 19 – Todd Helton becomes first player in club history to record 2,00 hits with a single at Atlanta off Jair Jurrjens.

Oct. 1 – The Rockies clinch the NL Wild Card after defeating the Brewers 9-2 at Coors Field.

Nov. 18 – Rockies Manager Jim Tracy is named the National League Manager of the Year. Tracy becomes the second Rockies Manager to win the award, joining his hitting in 2009 Don Baylor (1995).

### 2010

April 17 – Ubaldo Jimenez throws the first No-Hitter in franchise history. Jimenez led the Rockies to a 4-0 victory over Atlanta at Turner Field.

### 2011

February 26 – Rockies play first game at new Spring Training Facility in Scottsdale, AZ - Salt River Fields at Talking Stick.

June 30 – Todd Helton becomes the first Rockies player to play in 2,000 career MLB games.



## Club General


- Game:** April 5, 1993 at New York (loss, 0-3)  
**Win:** April 9, 1993 vs. Montreal, 11-4  
**Extra-Inning Game:** May 1, 1993 at Florida (6-7 loss in 11)  
**Ejection:** May 10, 1993 vs. San Francisco, Charlie Hayes in the sixth inning  
**Error:** April 7, 1993 at New York, Charlie Hayes in the first inning  
**Postponement:** April 12, 1993 vs. New York  
**Rain Delay:** April 24, 1993 vs. Florida, 1:11 delay

## Individual Batting

- Batter:** April 5, 1993 at New York, Eric Young (bunt ground out vs. Dwight Gooden)  
**Base Hit:** April 5, 1993 at New York, Andres Galarraga (second inning)  
**Run:** April 7, 1993 at New York, Dante Bichette (seventh inning solo homer)  
**RBI:** April 7, 1993 at New York, Dante Bichette (seventh inning solo homer)  
**Extra-Base Hit:** April 7, 1993 at New York, Dante Bichette (seventh inning solo homer)  
**Double:** April 9, 1993 vs. Montreal, Jerald Clark (first inning)  
**Triple:** April 10, 1993 vs. Montreal, Joe Girardi (fifth inning)  
**Home Run:** April 7, 1993 at New York, Dante Bichette off B. Saberhagen (seventh inn.)  
**Grand Slam:** May 4, 1993 at Chicago, Jim Tatum off Dan Plesac (eighth inn., pinch-hit)  
**Stolen Base:** April 5, 1993 at New York, Eric Young (third inning)  
**Pinch Hitter:** April 5, 1993 at New York, Daryl Boston (eighth inning, strikeout)  
**Walk:** April 5, 1993 at New York, Alex Cole by Dwight Gooden  
**Strikeout:** April 5, 1993 at New York, Andres Galarraga by Dwight Gooden

## Individual Pitching

- Pitch:** April 5, 1993 at New York, David Nied to Vince Coleman  
**Win:** April 9, 1993 vs. Montreal, Bryn Smith  
**Complete Game:** April 15, 1993 vs. NYM, David Nied  
**Shutout:** April 14, 1994 at Philadelphia, David Nied (7.0), Bruce Ruffin (1.0) and Darren Holmes (1.0)  
**Complete-Game Shutout:** June 21, 1994 vs. Houston, David Nied  
**Save:** April 23, 1993 vs. Florida, Darren Holmes  
**Walk:** April 5, 1993 at New York, Eddie Murray by David Nied (third inning)  
**Strikeout:** April 5, 1993 at New York, Vince Coleman by David Nied (first inning)  
**Wild Pitch:** April 7, 1993 at New York, Scott Aldred  
**Balk:** April 13, 1993 vs. New York, Andy Ashby  
**No Hitter:** April 17, 2010 at ATL, Ubaldo Jimenez



*Eric Young led off the franchise's first-ever home game with a home run off Montreal's Kent Bottenfield*

### ONLY PLAYERS IN MLB HISTORY WITH .370 AVERAGE, 40 HR, 140 RBI

Player, Club	Year	Avg-HR-RBI
Babe Ruth (NYY)	1920	.376-54-137
Babe Ruth (NYY)	1921	.378-59-171
R. Hornsby (STL)	1922	.401-42-152
Babe Ruth (NYY)	1924	.378-46-121
Lou Gehrig (NYY)	1927	.373-47-175
Chuck Klein (PHI)	1930	.386-40-170
Babe Ruth (NYY)	1931	.373-46-163
<b>Todd Helton (COL)</b>	<b>2000</b>	<b>.372-42-147</b>

### HIGHEST AVERAGE, FIRST BASEMAN MAJOR LEAGUE HISTORY

Avg.	Player	Club	Year
.420	George Sisler	STL-A	1922
.407	George Sisler	STL-A	1920
.401	Bill Terry	NY-N	1930
.388	Rod Carew	MIN	1977
.379	Lou Gehrig	NYY	1930
.374	Lou Gehrig	NYY	1928
.373	Lou Gehrig	NYY	1927
<b>.372</b>	<b>Todd Helton</b>	<b>COL</b>	<b>2000</b>
.372	Bill Terry	NY-N	1929

# Rockies Award Winners



## NL Most Valuable Player

1997 Larry Walker (*BBWAA*)

## NL Manager of the Year

1995 Don Baylor (*BBWAA*)

2009 Jim Tracy (*BBWAA, Sporting News*)

## NL Rookie of the Year

2002 Jason Jennings (*BBWAA*)

## Major League Player of the Year

2000 Todd Helton (*AP, Baseball Digest*)

2010 Carlos Gonzalez (*Players Choice*)

## NL Player of the Year

2000 Todd Helton (*Sporting News*)

2010 Carlos Gonzalez (*Players Choice*)

## NL Rookie Pitcher of the Year

2002 Jason Jennings (*Sporting News*)

## NL Rookie Player of the Year

1998 Todd Helton (*Sporting News*)

## All-Rookie Team

1998 Todd Helton (*Topps, Baseball Digest*)

2002 Jason Jennings (*Topps, Baseball Digest*)

## Comeback Player of the Year

1993 Andres Galarraga (*Sporting News*)

## Rawlings Gold Glove

1997 Larry Walker

1998 Larry Walker

1999 Larry Walker

2000 Neifi Perez

2001 Todd Helton

Larry Walker

2002 Todd Helton

Larry Walker

2004 Todd Helton

2010 Carlos Gonzalez

Troy Tulowitzki

2011 Troy Tulowitzki

## Mel Ott Award

*NL leader in Home Runs*

1995 Dante Bichette

1996 Andres Galarraga

1997 Larry Walker

## Lou Brock Award

*League Leader in Stolen Bases*

1996 Eric Young

2001 Juan Pierre (co-winner)

2008 Willy Taveras



Doug Pensinger/Getty Images

Carlos Gonzalez and Troy Tulowitzki each won their first Rawlings Gold Glove awards in 2010.

Record Book

## Louisville Silver Slugger

1995 Dante Bichette (OF)

Vinny Castilla (3B)

1996 Ellis Burks (OF)

Andres Galarraga (1B)

Eric Young (2B)

1997 Vinny Castilla (3B)

Larry Walker (OF)

1998 Vinny Castilla (3B)

1999 Larry Walker (OF)

2000 Todd Helton (1B)

2001 Mike Hampton (P)

Todd Helton (1B)

2002 Mike Hampton (P)

Todd Helton (1B)

2003 Todd Helton (1B)

2006 Matt Holliday (OF)

2007 Matt Holliday (OF)

2008 Matt Holliday (OF)

2010 Carlos Gonzalez (OF)

Troy Tulowitzki (SS)

2011 Troy Tulowitzki (SS)

## NL Player of the Month

- June, 1993 – Andres Galarraga (.420-6-21)
- Sept., 1993 – Andres Galarraga (.382-5-23)
- April, 1994 – Ellis Burks (.413-9-17)
- July, 1995 – Dante Bichette (.296-11-35)
- Sept., 1995 – Dante Bichette (.365-8-28)
- June, 1996 – Dante Bichette (.375-11-39)
- April, 1997 – Larry Walker (.456-11-29)
- May, 2000 – Todd Helton (.512-11-26)
- Aug., 2000 – Todd Helton (.476-7-32)
- May, 2002 – Todd Helton (.347-10-28)
- July, 2002 – Larry Walker (.438-5-17)
- April, 2003 – Todd Helton (.337-6-27)
- Sept, 2007 – Matt Holliday (.367-12-30)
- Sept. 2010 – Troy Tulowitzki (.322-15-40)

## NL Pitcher of the Month

- April, 2003 – Shawn Chacon (4-0, 1.04)
- April, 2010 – Ubaldo Jimenez (5-0, 0.79)
- May, 2010 – Ubaldo Jimenez (5-1, 0.78)

## NL Rookie of the Month

- Aug., 2002 – Jason Jennings (5-1, 3.55)
- April, 2005 – Clint Barmes (.410-4-14)
- June, 2005 – Garrett Atkins (.364-3-26)
- Aug., 2007 – Troy Tulowitzki (.333-6-25)
- July, 2008 – Ian Stewart (432-1-15)

## Roberto Clemente Award Nominees

- 1996 Jason Bates, Dante Bichette, A.Galarraga
- 1997 Dante Bichette, Steve Reed, Walt Weiss
- 1998 Dante Bichette, Kevin Ritz, Larry Walker
- 1999 Jerry Dipoto
- 2000 Todd Helton
- 2001 Mike Hampton
- 2002 Todd Helton
- 2003 Charles Johnson
- 2004 Charles Johnson
- 2005 Jason Jennings
- 2006 Ramon Ramirez
- 2007 Matt Holliday
- 2008 Jeff Francis
- 2009 Aaron Cook
- 2010 Troy Tulowitzki

## DHL Presents MLB Delivery Man of the Month Award

- Sept., 2007 – Manny Corpas (1-0, 2.30, 8-for-9 SV)
- April, 2011 – Huston Street (0-0, 2.20, 10-for-10 SV)

## NL Player of the Week

- May 31-June 6, 1993 – Andres Galarraga (.600-1-6)
- Sept. 13-19, 1993 – Charlie Hayes (.385-2-9)
- July 14-17, 1994 – Dante Bichette (.632-2-12)
- May 8-14, 1995 – Vinny Castilla (.609-4-14)
- July 3-9, 1995 – Andres Galarraga (.429-2-5)
- July 31-Aug. 6, 1995 – Dante Bichette (.433-6-14)
- May 14-19, 1996 – Ellis Burks (.467-3-7)
- May 20-26, 1996 – Larry Walker (.500-2-8)
- June 10-16, 1996 – Vinny Castilla (.346-4-8)
- June 17-23, 1996 – Ellis Burks (.423-6-9)
- June 24-30, 1996 – \*Dante Bichette (.500-4-11)
- Sept. 9-15, 1996 – Ellis Burks (.643-2-10)
- April 1-6, 1997 – Larry Walker (.440-6-11)
- April 7-13, 1997 – Vinny Castilla (.438-2-7)
- May 19-25, 1997 – Ellis Burks (.435-5-11)
- July 21-27, 1997 – Dante Bichette (.458-4-15)
- Sept. 15-21, 1997 – Larry Walker (.320-5-12)
- April 26-May 2, 1999 – Larry Walker (.500-6-18)
- May 17-23, 1999 – \*Dante Bichette (.429-3-11)
- June 14-20, 1999 – Todd Helton (.550-5-15)
- Aug. 9-15, 1999 – \*Dante Bichette (.433-4-12)
- May 8-14, 2000 – Todd Helton (.609-4-9)
- June 26-July 2, 2000 – \*Jeff Cirillo (.636-4-16)
- July 24-30, 2000 – \*Jeffrey Hammonds (.583-2-8)
- Aug. 14-20, 2000 – \*Todd Helton (.484-4-12)
- Aug. 19-25, 2002 – \*Jay Payton (.375-3-12)
- April 14-20, 2003 – \*Shawn Chacon (2-0, 0.00)
- July 7-13, 2003 – \*Preston Wilson (.429-4-15)
- July 19-25, 2004 – Vinny Castilla (.323-5-9)
- July 4-10, 2005 – Todd Helton (.522-4-12)
- July 25-31, 2005 – Matt Holliday (.444-3-8)
- Sept. 19-25, 2005 – Todd Helton (.529-2-9)
- April 2-9, 2006 – Garrett Atkins (.462-1-7)
- Sept. 18-24, 2006 – \*Matt Holliday (.400-4-12)
- Sept. 25-Oct. 1, 2006 – Garrett Atkins (.522-2-6)
- May 28-June 3, 2007 – Brad Hawpe (.455-3-8)
- July 23-29, 2007 – Matt Holliday (.364-4-10)
- Aug. 6-12, 2007 – \*Troy Tulowitzki (.483-3-12)
- Sept. 10-16, 2007 – Matt Holliday (.407-6-11)
- Sept. 17-23, 2007 – Brad Hawpe (.520-3-10)
- April 7-13, 2008 – Matt Holliday (.480-2-10)
- June 16-22, 2008 – Jeff Baker (.435-4-7)
- June 1-7, 2009 – Ian Stewart (.480-4-12)
- June 8-14, 2009 – \*Huston Street (1.93, 5 saves)
- Aug. 31-Sept. 6, 2009 – Seth Smith (.542-4-10)
- Sept. 14-20, 2009 – Troy Tulowitzki (.391-4-5)
- April 12-18, 2010 – Ubaldo Jimenez (0.00, No-Hitter)
- July 27-Aug. 1, 2010 – Carlos Gonzalez (.533-4-7)
- Aug. 23-29, 2010 – Carlos Gonzalez (.545-4-11)
- Sept. 6-12, 2010 – Troy Tulowitzki (.370-6-11)
- Sept. 13-19, 2010 – Troy Tulowitzki (.346-6-17)
- Aug. 22-28, 2011 – Carlos Gonzalez (.481-3-10)

\* – Co-Player of the Week

## – Rockies Team Awards –

*Voted by local chapter of BBWA*

### Player of the Year

- 1993 A. Galarraga
- 1994 A. Galarraga
- 1995 Dante Bichette
- 1996 Ellis Burks
- 1997 Larry Walker
- 1998 Vinny Castilla
- 1999 Larry Walker
- 2000 Todd Helton
- 2001 Todd Helton
- 2002 Todd Helton
- 2003 Todd Helton
- 2004 Vinny Castilla
- 2005 Matt Holliday
- 2006 Garrett Atkins
- 2007 Matt Holliday
- 2008 Matt Holliday
- 2009 Troy Tulowitzki
- 2010 Carlos Gonzalez
- 2011 Troy Tulowitzki

### Pitcher of the Year

- 1993 A. Reynoso
- 1994 Marvin Freeman
- 1995 Kevin Ritz
- 1996 Kevin Ritz
- 1997 Roger Bailey
- 1998 Chuck McElroy
- 1999 Pedro Astacio
- 2000 Gabe White
- 2001 Mike Hampton
- 2002 Jason Jennings
- 2003 Shawn Chacon
- 2004 Shawn Estes
- 2005 Brian Fuentes
- 2006 Jason Jennings
- 2007 Jeff Francis
- 2008 Brian Fuentes
- 2009 Ubaldo Jimenez
- 2010 Ubaldo Jimenez
- 2011 Rafael Betancourt

### Rookie of the Year

- 1993 A. Reynoso
- 1994 Lance Painter
- 1995 Jason Bates
- 1996 Q. McCracken
- 1997 Neifi Perez
- 1998 Todd Helton
- 1999 Henry Blanco
- 2000 Juan Pierre
- 2001 Shawn Chacon
- 2002 Jason Jennings
- 2003 Javier Lopez
- 2004 Aaron Miles
- 2005 Garrett Atkins
- 2006 Ramon Ramirez
- 2007 Troy Tulowitzki
- 2008 Ian Stewart
- 2009 Dexter Fowler
- 2010 Jhoulys Chacin
- 2011 Rex Brothers

### Good Guy Award

- 1993 Dante Bichette
- 1994 Mike Kingery
- 1995 Walt Weiss
- 1996 Curtis Leskanic
- Jeff Reed
- 1997 Ellis Burks
- 1998 Kirt Manwaring
- 1999 Dave Veres
- 2000 Brian Bohanon
- 2001 Denny Neagle
- 2002 Todd Zeile
- 2003 Preston Wilson
- 2004 Royce Clayton
- 2005 Aaron Cook
- 2006 Jamey Carroll
- 2007 Jamey Carroll
- 2008 Clint Barmes
- 2009 Huston Street
- 2010 Clint Barmes
- 2011 Jason Giambi

Photo by Rich Pilling



*Ubaldo Jimenez became the first Rockie to ever start an All-Star Game in 2010 when he threw 2.0 scoreless innings, allowing two hits, one walk and one strikeout.*

**1993 Camden Yards (July 13)**  
Andres Galarraga, 1B

**1994 Three Rivers Stadium (July 12)**  
Dante Bichette, OF  
Don Baylor, coach

**1995 The Ballpark in Arlington (July 11)**  
Dante Bichette, OF  
\*Vinnie Castilla, 3B

**1996 Veterans Stadium (July 9)**  
\*\*Dante Bichette, OF  
Ellis Burks, OF  
Eric Young, 2B

**1997 Jacobs Field (July 8)**  
Andres Galarraga, 1B  
\*\*Larry Walker, OF

**1998 Coors Field (July 7)**  
Dante Bichette, OF  
Vinnie Castilla, 3B  
\*\*Larry Walker, OF  
Don Baylor, coach  
Dave Cilladi, trainer

**1999 Fenway Park (July 13)**  
\*\*Larry Walker, OF

**2000 Turner Field (July 11)**  
Jeff Cirillo, 3B  
Todd Helton, 1B  
Jeffrey Hammonds, OF

**2001 SAFECO Field (July 10)**  
Mike Hampton, P  
\*\*Todd Helton, 1B  
\*Larry Walker, OF/DH

**2002 Miller Park (July 9)**  
\*\*Todd Helton, 1B

**2003 U.S. Cellular Field (July 15)**  
+Shawn Chacon, RHP  
\*\*Todd Helton, 1B  
Preston Wilson, OF  
Tom Probst, trainer

**2004 Minute Maid Park (July 13)**  
Todd Helton, 1B  
Clint Hurdle, coach

**2005 Comerica Park (July 12)**  
Brian Fuentes, LHP

**2006 PNC Park (July 11)**  
Brian Fuentes, LHP  
Matt Holliday, OF

**2007 AT&T Park (July 10)**  
+Brian Fuentes, LHP  
Matt Holliday, OF

**2008 Yankee Stadium (July 15)**  
Aaron Cook, RHP  
\*Matt Holliday, OF  
Clint Hurdle, manager  
coaches Bob Apodaca, Alan Cockrell, Mike Gallego, Glenallen Hill, Rick Mathews, Jamie Quirk, Mark Strittmatter and Brad Address

**2009 Busch Stadium (July 15)**  
Brad Hawpe, RF  
Jason Marquis, RHP

**2010 Angels Stadium (July 13)**  
\*Ubaldo Jimenez, RHP  
+Troy Tulowitzki, SS

**2011 Chase Field (July 12)**  
\*Troy Tulowitzki, SS

\*\*-voted starter by fans  
\*-named starter by NL manager  
+injured, did not play

Record Book

## All-Star Stat Lines

Player	Seasons	Avg.	AB	R	H	2B	3B	HR	RBI
Ellis Burks	1 (1996)	.500	2	0	1	0	0	0	0
Troy Tulowitzki	2 (2010-11)	.500	2	0	1	0	0	0	0
Preston Wilson	1 (2003)	.500	2	0	1	0	0	0	0
Dante Bichette	4 (1994-96, '98)	.286	7	1	2	1	0	0	0
Todd Helton	5 (2000-04)	.222	9	2	2	0	0	1	3
Larry Walker	4 (1997-99, 2001)	.000	6	1	0	0	0	0	0
Andres Galarraga	3 (1993, '97-'98)	.000	4	0	0	0	0	0	0
Vinnie Castilla	2 (1995, '98)	.000	4	0	0	0	0	0	0
Brad Hawpe	1 (2009)	.000	2	0	0	0	0	0	0
Matt Holliday	3 (2006-08)	.125	8	1	1	0	0	1	1
Jeffrey Hammonds	1 (2000)	.000	1	0	0	0	0	0	0
Jeff Cirillo	1 (2000)	.000	1	0	0	0	0	0	0
Eric Young	1 (1996)	.000	1	0	0	0	0	0	0

Pitcher	Seasons	W-L	ERA	IP	H	R	ER	BB	SO
Aaron Cook	1 (2008)	0-0	0.00	3.0	4	0	0	3	1
Brian Fuentes	3 (2005-07)	0-0	0.00	1.0	0	0	0	0	1
Shawn Chacon	1 (2003)								
Mike Hampton	1 (2001)	0-0	0.00	1.0	1	1	0	0	0
Ubaldo Jimenez	1 (2010)	0-0	0.00	2.0	2	0	0	1	1



Although Major League Baseball did not arrive until 1993, professional baseball in the Rocky Mountain Region can be traced back to 1886 and the advent of the Western League. The “Denvers” were crowned the first league champions and baseball in the Mile High City would go on to become an off-and-on occurrence over the next 60 years, with the game becoming a permanent fixture in 1947.

Built a year later in 1948, Mile High Stadium was known as Bears Stadium until 1969 for the Western League’s Denver Bears. Denver finally became a Triple-A city in 1955, when the American League’s Philadelphia A’s moved to Kansas City, thus allowing the Bears’ owners, the Howsam family, the opportunity to purchase the then-homeless New York Yankees’ minor league affiliate for \$90,000. The Yankees tabbed an untried Ralph Houk to manage the AAA club and were led by the likes of Bobby Richardson, Tony Kubek and Ralph Terry. The first AAA champions in Denver history was the 1960 Bears, piloted by Charlie Metro.



*Mile High Stadium on Opening Day, April 9, 1993*

When the Broncos became a charter member of the American Football League in 1959, the south stands (8,100 seats) and portable east stands (9,616) were added to give a capacity of 34,657 for football. The Broncos began play in 1960.

From 1963-68, the Bears were a member of the Pacific Coast League. The '68 entry was the affiliate of the Minnesota Twins, managed by the fiery Billy Martin and led by Graig Nettles and Bob Oliver.

After Denver voters turned down a stadium bond issue to build an all-purpose metropolitan stadium in 1967, a non-profit group began a fund-raising drive with the goal of purchasing the stadium for the city. In February of 1968, the group bought the stadium from Rocky Mountain Empire Sports for \$1.8 million and presented it to the city. A 16,000-seat upper deck was immediately constructed over the west stands, raising the capacity to over 50,000. In December 1968, the stadium was renamed Denver Mile High Stadium. Expansion of Mile High began in 1975 and was completed in 1977. Voters passed a \$25 million bond issue in 1974 to expand the stadium from its capacity of 51,706 to 75,100. Bringing the stadium to its final capacity of 76,098 in 1986 was the construction of 60 Penthouse Suites atop the west stands.

The Bears moved to the American Association in 1969, which would stand as the home of all the remaining Denver franchises until 1992. From 1970-83, the Bears established themselves as a championship franchise, winning five league crowns and three other division titles. Graced by future big league stars such as Tim Wallach and Tim Lincecum, the Bears drew record crowds night after night, including a 1982 Fireworks Night crowd of 65,666, which established a minor league record.

Under new ownership, the Zephyrs came on to the Denver scene in 1985, as an affiliate of the Cincinnati Reds. The likes of Eric Davis, Paul O'Neill and Barry Larkin displayed their talents in Denver before moving on to prominent big league careers.

The Z's joined the Milwaukee Brewers chain in 1987 and remained there until 1992. One of the most memorable moments in the Zephyrs' tenure at Mile High was a 582-foot home run by Joey Meyer into the upper deck of the east stands. One seat in the all-blue colored section was painted orange to signify Meyer's towering blast. John Jaha later sent one near Meyer's homer just a few feet to the left. Gary Sheffield and Greg Vaughn were some of the other fan-favorites of the late Zephyr clubs.

When Major League owners unanimously approved Denver and South Florida as baseball's two newest franchises on July 5, 1991, not only did that date mark the birth of the Rockies but also the end of over 100 years of minor league baseball in Denver.

A major league record crowd of 80,227 packed Mile High for the first home game in franchise history, April 9, 1993 vs. Montreal. Eric Young homered to leadoff the bottom of the first inning as the Rockies cruised to an 11-4 victory, signifying the beginning of big league baseball in the Rocky Mountain region.

The Rockies moved into Coors Field in 1995 but not after shattering nearly every attendance mark in the books. In 135 dates at Mile High, the Rockies drew 7,701,861 fans (57,051 per game).

After drawing 4,483,350 in the '93 inaugural, the Rox were on pace to shatter that mark in '94, averaging 58,598 through 56 home dates, which would have put the season ending mark at 4,687,840. Despite the year's abrupt end, in two seasons the Rockies had 52 occasions when better than 60,000 paid to watch baseball; 21 times the crowd eclipsed 70,000. Demolition of Mile High was completed in March 2002. On Aug. 29, 2006, the Rockies and the Rocky Mountain Chapter of SABR unveiled a plaque commemorating Bears/Mile High Stadium. Also on that date, a home plate made of steel was placed on the exact location of home plate at Mile High, which is currently in a parking lot adjacent to the Broncos' new home.

# Rockies Postseason History



## Rockies All-Time Statistics in Postseason

PLAYER	AVG	G	AB	R	H	TB	2B	3B	HR	RBI	SH	SF	HP	BB	IBB	SO	SB	CS	GI		E	SLG	OBP
																			DP	DP			
Atkins	.189	15	53	6	10	18	5	0	1	5	0	0	1	5	1	8	0	0	0	0	0	.271	.340
Baker	.500	4	4	0	2	2	0	0	0	1	0	0	0	0	0	0	1	0	0	0	0	.500	.500
Barnes	.000	4	14	0	0	0	0	0	0	0	1	0	0	0	0	2	0	0	0	0	1	.000	.000
Bates	.250	4	4	0	1	1	0	0	0	1	0	0	0	0	0	0	0	0	0	0	0	.250	.250
Bichette	.588	4	17	6	10	16	3	0	1	3	0	0	1	0	3	0	0	0	0	0	0	.611	.941
Burks	.333	2	6	1	2	3	1	0	0	2	0	1	0	0	0	1	0	0	0	1	0	.286	.500
Carroll	.000	4	2	0	0	0	0	0	0	0	0	0	1	0	0	0	0	0	0	0	0	.333	.000
Castilla	.467	4	15	3	7	17	1	0	3	6	0	0	1	0	0	1	1	0	0	1	.500	1.133	
Fowler	.214	4	14	1	3	3	0	0	0	2	1	2	0	1	0	3	1	0	0	0	.235	.214	
Galarraga	.278	4	18	1	5	6	1	0	0	2	0	0	0	0	0	6	0	0	0	0	.278	.333	
Giambi	.333	3	3	1	1	1	0	0	0	1	0	0	0	0	0	1	0	0	0	0	.333	.333	
Girardi	.125	4	16	0	2	2	0	0	0	0	0	0	0	0	0	2	2	0	0	1	.125	.125	
Gonzalez, C	.588	4	17	5	10	15	2	0	1	1	0	0	0	2	0	1	0	2	1	0	.632	.882	
Hawpe, B	.256	13	43	4	11	16	0	1	1	4	0	0	0	8	0	17	0	0	0	1	.373	.372	
Helton, T	.211	15	57	11	12	16	2	1	0	4	0	1	0	8	0	11	0	0	0	0	.303	.281	
Holliday, M	.289	11	45	6	13	28	0	0	5	10	0	0	1	1	0	12	1	0	0	0	.319	.622	
Hubbard, T	.000	3	2	0	0	0	0	0	0	0	0	0	0	0	0	0	0	0	0	0	.000	.000	
Kingery, M	.200	4	10	1	2	2	0	0	0	0	2	0	0	0	1	0	0	0	0	0	.200	.200	
Matsui, K	.304	11	46	5	14	23	2	2	1	8	1	0	0	3	1	12	0	2	0	1	.347	.500	
Owens, J	.000	1	1	0	0	0	0	0	0	0	0	0	0	0	0	1	0	0	0	0	.000	.000	
Smith, S	.364	9	11	2	4	5	1	0	0	2	0	0	0	1	1	2	0	0	0	0	.417	.455	
Spilborghs, R	.172	13	29	4	5	6	1	0	0	0	0	0	0	6	1	9	0	0	0	0	.314	.207	
Stewart, I	.000	2	1	0	0	0	0	0	0	0	0	0	1	0	1	0	0	0	0	0	.500	.000	
Sullivan, C	.333	6	6	0	2	2	0	0	0	0	0	0	0	0	0	1	0	0	0	0	.333	.333	
Taveras, W	.115	7	26	4	3	4	1	0	0	1	0	0	1	2	0	8	0	1	0	0	.207	.154	
Torrealba, Y	.283	15	53	6	15	25	4	0	2	12	2	0	0	4	1	11	2	0	0	1	.333	.472	
Tulowitzki, T	.211	15	57	3	12	20	5	0	1	6	0	1	1	4	0	17	3	0	1	0	.270	.351	
Vander Wal, J	.000	4	4	0	0	0	0	0	0	0	0	0	0	0	0	2	1	0	0	0	.000	.000	
Walker, L	.214	4	14	3	3	6	0	0	1	3	0	0	1	3	1	4	1	1	0	0	.389	.429	
Weiss, W	.167	4	12	1	2	2	0	0	0	0	0	0	1	3	1	3	0	1	0	0	.375	.167	
Young, E	.438	4	16	3	7	0	1	0	1	2	0	0	0	2	1	2	0	1	0	3	.500	.688	
Young, E Jr.	.000	2	1	0	0	1	0	0	0	0	0	0	0	0	0	0	0	0	0	0	.000	.000	
<b>Totals</b>	<b>.249</b>	<b>19</b>	<b>646</b>	<b>78</b>	<b>161</b>	<b>253</b>	<b>30</b>	<b>4</b>	<b>18</b>	<b>75</b>	<b>11</b>	<b>5</b>	<b>7</b>	<b>58</b>	<b>8</b>	<b>153</b>	<b>8</b>	<b>2</b>	<b>12</b>	<b>12</b>	<b>.392</b>	<b>.316</b>	

Postseason

PITCHER	W-L	ERA	G	GS	CG	GF	SHO	SV	IP	H	R	ER	HR	HB	BB	IBB	SO	WP	BK	AVG
Afeldt, J	0-0	1.69	7	0	0	0	0	0	5.1	3	1	1	1	0	1	0	4	0	0	.167
Beimel, J	0-0	0.00	3	0	0	1	0	0	0.2	1	0	0	0	0	0	0	0	0	0	.333
Belisle, M	0-0	0.00	2	0	0	0	0	0	2.0	0	0	0	0	0	1	0	2	0	0	.000
Betancourt, R	0-0	3.86	3	0	0	0	0	0	2.1	2	1	1	1	0	1	0	3	0	0	.222
Contreras, J	0-0	4.50	2	0	0	0	0	0	2.0	3	1	1	0	0	2	0	3	0	0	.375
Cook, A	1-1	4.91	2	2	0	0	0	0	11.0	13	6	6	1	0	2	0	6	0	0	.302
Corpas, M	1-0	0.87	9	0	0	8	0	5	10.1	6	1	1	0	1	0	0	7	0	0	.167
Daley, M	0-0	0.00	1	0	0	0	0	0	1.0	1	0	0	0	0	1	0	0	1	0	.333
Fogg, J	2-1	5.91	3	2	0	0	0	0	10.2	18	7	7	1	0	3	1	6	0	0	.391
Francis, J	2-1	4.86	3	3	0	0	0	0	16.2	21	9	9	3	2	6	2	15	0	0	.313
Fuentes, B	1-0	6.52	10	0	0	0	0	0	9.2	14	7	7	2	0	5	0	11	1	0	.333
Hammel, J	0-0	9.82	1	1	0	0	0	0	3.2	4	4	4	1	0	3	0	5	0	0	.286
Hawkins, L	0-0	1.80	5	0	0	2	0	0	5.0	2	1	1	0	0	1	0	3	0	0	.133
Herges, M	1-0	0.00	7	0	0	0	0	0	7.0	2	0	0	0	0	3	0	6	0	0	.091
Holmes, D	1-0	0.00	3	0	0	1	0	0	1.2	6	2	0	0	0	0	0	2	0	0	.500
Jimenez, U	0-2	3.54	5	5	0	0	0	0	28.0	26	11	11	3	1	16	2	24	1	0	.248
Leskanic, C	0-1	6.00	3	0	0	1	0	0	3.0	3	2	2	1	0	0	0	4	0	0	.250
Marquis, J	0-0	0.00	1	0	0	1	0	0	1.0	1	0	0	0	0	0	0	0	0	0	.250
Morales, F	0-0	7.82	8	2	0	0	0	0	12.2	15	11	11	1	2	7	1	7	0	1	.300
Munoz, M	0-1	13.50	4	0	0	0	0	0	1.1	4	2	2	0	0	1	0	1	0	0	.500
Painter, L	0-0	5.40	1	1	0	0	0	0	5.0	5	3	3	2	0	2	0	4	0	0	.250
Reed, S	0-0	0.00	3	0	0	0	0	0	2.2	2	0	0	0	1	1	1	3	0	0	.200
Reynoso, A	0-0	0.00	1	0	0	0	0	0	1.0	2	0	0	0	0	0	0	0	0	0	.400
Ritz, Kevin	0-0	7.71	2	1	0	0	0	0	7.0	12	7	6	3	0	3	1	5	0	0	.387
Ruffin, B	0-0	2.70	4	0	0	1	0	0	3.1	3	1	1	0	0	2	0	2	0	0	.250
Saberhagen, B	0-1	11.25	1	1	0	0	0	0	4.0	7	6	5	1	0	1	0	3	0	0	.368
Speier, R	0-0	0.00	3	0	0	1	0	1	2.1	1	1	0	0	0	3	0	1	0	0	.125
Street, H	0-2	13.50	3	0	0	2	0	1	2.2	6	4	4	0	0	3	0	1	0	0	.500
Swift, Bill	0-0	6.00	1	1	0	0	0	0	6.0	7	4	4	0	0	2	0	3	0	0	.318
Thompson, M	0-0	0.00	1	0	0	1	0	1	1.0	0	0	0	0	0	0	0	0	0	0	.000
<b>Totals</b>	<b>9-10</b>	<b>4.61</b>	<b>19</b>	<b>19</b>	<b>0</b>	<b>19</b>	<b>0</b>	<b>8</b>	<b>170.0</b>	<b>190</b>	<b>92</b>	<b>87</b>	<b>21</b>	<b>7</b>	<b>70</b>	<b>8</b>	<b>131</b>	<b>3</b>	<b>1</b>	<b>.286</b>





# 2009 Postseason

## Rockies Statistics in 2009 NLDS

PLAYER	AVG	G	AB	R	H	TB	2B	3B	HR	RBI	SH	SF	HP	BB	IBB	SO	SB	CS	DP	GI			E	SLG	OBP
																				GI	GI	GI			
Atkins, G	.231	4	13	0	3	5	2	0	0	2	0	0	0	0	0	3	0	0	0	0	0	.385	.231		
Barnes, C	.000	4	14	0	0	0	0	0	0	0	1	0	0	0	0	2	0	0	0	1	0	.000	.000		
Beimel, J	-	3	0	0	0	0	0	0	0	0	0	0	0	0	0	0	0	0	0	0	0	-	-		
Belisle, M	.000	2	1	0	0	0	0	0	0	0	0	0	0	0	0	0	0	0	0	0	0	.000	.000		
Betancourt, R	.000	3	0	0	0	0	0	0	0	0	0	0	0	0	0	0	0	0	0	0	0	-	-		
Contreras, J	-	2	0	0	0	0	0	0	0	0	0	0	0	0	0	0	0	0	0	0	0	-	-		
Cook, A	.500	1	2	1	1	1	0	0	0	0	0	0	0	0	1	0	0	0	0	0	0	.500	.500		
Daley, M	-	1	0	0	0	0	0	0	0	0	0	0	0	0	0	0	0	0	0	0	0	-	-		
Fowler, D	.214	4	14	1	3	3	0	0	0	2	1	2	0	1	0	3	0	0	1	0	1	.214	.235		
Giambi, J	.333	3	3	1	1	1	0	0	0	1	0	0	0	0	1	0	0	0	0	0	0	.333	.333		
Gonzalez, C	.588	4	17	5	10	15	2	0	1	1	0	0	0	2	0	1	2	1	0	0	.882	.632			
Hammel, J	-	1	0	0	0	0	0	0	0	0	0	0	0	1	0	0	0	0	0	0	-	1.000			
Hawpe, B	.000	2	4	0	0	0	0	0	0	0	0	0	0	0	0	1	0	0	0	0	1	.000	.000		
Helton, T	.188	4	16	5	3	3	0	0	0	2	0	0	0	3	0	2	0	0	0	0	.188	.316			
Jimenez, U	.250	2	4	0	1	1	0	0	0	0	0	0	0	0	2	0	0	0	0	0	.250	.250			
Marquis, J	-	1	0	0	0	0	0	0	0	0	0	0	0	0	0	0	0	0	0	0	-	-			
Morales, F	-	4	0	0	0	0	0	0	0	0	0	0	0	0	0	0	0	0	0	0	-	-			
Smith, S	.200	3	5	0	1	1	0	0	0	0	0	0	0	1	1	1	0	0	0	0	.200	.333			
Spilborghs, R	.222	4	9	1	2	3	1	0	0	0	0	0	0	1	1	2	0	0	0	0	.333	.300			
Stewart, I	.000	2	1	0	0	0	0	0	0	0	0	0	0	1	0	1	0	0	0	0	.000	.500			
Street, H	-	3	0	0	0	0	0	0	0	0	0	0	0	0	0	0	0	0	0	0	-	-			
Torrealba, Y	.357	4	14	1	5	10	2	0	1	4	1	0	0	0	5	0	0	0	0	0	.714	.357			
Tulowitzki, T	.250	4	16	0	4	6	2	0	0	3	0	1	1	0	0	2	0	0	2	0	.375	.278			
Young, E	.000	2	1	0	0	0	0	0	0	0	0	0	0	0	0	0	0	0	0	0	.000	.000			
<b>Totals</b>	<b>.254</b>	<b>4</b>	<b>134</b>	<b>15</b>	<b>34</b>	<b>49</b>	<b>9</b>	<b>0</b>	<b>2</b>	<b>15</b>	<b>3</b>	<b>3</b>	<b>1</b>	<b>10</b>	<b>2</b>	<b>27</b>	<b>2</b>	<b>1</b>	<b>3</b>	<b>2</b>	<b>.366</b>	<b>.304</b>			

PITCHER	W-L	ERA	G	GS	CG	GF	SHO	SV	IP	H	R	ER	HR	HB	BB	IBB	SO	WP	BK	AVG
Beimel, J	0-0	0.00	3	0	0	1	0	0	0.2	1	0	0	0	0	0	0	0	0	0	.333
Belisle, M	0-0	0.00	2	0	0	0	0	0	2.0	0	0	0	0	0	1	0	2	0	0	.000
Betancourt, R	0-0	3.86	3	0	0	0	0	0	2.1	2	1	1	1	0	1	0	3	0	0	.222
Contreras, J	0-0	4.50	2	0	0	0	0	0	2.0	3	1	1	0	0	2	0	3	0	0	.375
Cook, A	1-0	5.40	1	1	0	0	0	0	5.0	7	3	3	0	0	2	0	4	0	0	.350
Daley, M	0-0	0.00	1	0	0	0	0	0	1.0	1	0	0	0	0	1	0	0	1	0	.333
Hammel, J	0-0	9.82	1	1	0	0	0	0	3.2	4	4	4	1	0	3	0	5	0	0	.286
Jimenez, U	0-1	5.25	2	2	0	0	0	0	12.0	15	7	7	2	0	3	1	11	0	0	.306
Marquis, J	0-0	0.00	1	0	0	1	0	0	1.0	1	0	0	0	0	0	0	0	0	0	.250
Morales, F	0-0	0.00	4	0	0	0	0	0	2.2	0	0	0	0	0	3	1	1	0	0	.000
Street, H	0-2	13.50	3	0	0	2	0	1	2.2	6	4	4	0	0	3	0	1	0	0	.500
<b>Totals</b>	<b>1-3</b>	<b>5.75</b>	<b>4</b>	<b>4</b>	<b>0</b>	<b>4</b>	<b>0</b>	<b>1</b>	<b>36.0</b>	<b>51</b>	<b>27</b>	<b>23</b>	<b>7</b>	<b>1</b>	<b>12</b>	<b>2</b>	<b>27</b>	<b>0</b>	<b>0</b>	<b>.331</b>

## 2009 POSTSEASON ROSTER

**Manager:** Jim Tracy (4); **Coaches:** Bob Apodaca (36), Don Baylor (25), Rich Dauer (45), Glenallen Hill (30), Jim Wright (55); **Trainer:** Keith Dugger

No.	Name	Pos.	No.	Name	Pos.
27	Atkins, Garrett	INF	17	Helton, Todd	INF
12	Barnes, Clint	INF	20	Iannetta, Chris	C
97	Beimel, Joe	LHP	56	Morales, Franklin	LHP
63	Betancourt, Rafael	RHP	38	Jimenez, Ubaldo	RHP
34	Belisle, Matt	RHP	21	Marquis, Jason	RHP
54	Contreras, Jose	RHP	7	Smith, Seth	OF
28	Cook, Aaron	RHP	19	Spilborghs, Ryan	OF
31	Daley, Matt	RHP	9	Stewart, Ian	INF
24	Fowler, Dexter	OF	16	Street, Huston	RHP
23	Giambi, Jason	INF	2	Tulowitzki, Troy	INF
5	Gonzalez, Carlos	OF	8	Torrealba, Yorvit	C
46	Hammel, Jason	RHP	4	Young Jr., Eric	INF
11	Hawpe, Brad	OF			



# 2009 Division Series



## Game 1 Oct. 7: Phi 5, Col 1 Citizens Bank Park 0-1

FINAL	1	2	3	4	5	6	7	8	9	R	H	E
COLORADO	0	0	0	0	0	0	0	0	1	1	6	1
PHILADELPHIA	0	0	0	2	3	0	0	x		5	12	0

Colorado	AB	R	H	BI	BB	K	Philadelphia	AB	R	H	BI	BB	K
Fowler, CF	4	0	0	0	0	0	Rollins, SS	4	0	1	0	0	1
Gonzalez, LF	4	1	2	0	0	0	Victorino, CF	4	0	1	0	0	0
Helton, 1B	4	0	0	0	0	0	Utley, 2B	4	1	1	0	0	2
Tulowitzki, SS	4	0	2	1	0	0	Howard, 1B	4	1	2	1	0	1
Atkins, 3B	4	0	1	0	0	2	Werth, RF	3	2	2	1	1	0
Torrealba, C	3	0	1	0	0	0	Ibanez, LF	4	1	2	2	0	0
Hawpe, RF	3	0	0	0	0	1	Feliz, 3B	4	0	1	0	0	0
Barnes, 2B	3	0	0	0	0	0	Ruiz, C	3	0	1	1	1	0
Jimenez, P	2	0	0	0	0	2	Lee, P	2	0	1	0	0	0
Beimel, P	0	0	0	0	0	0	<b>Totals</b>	<b>32</b>	<b>5</b>	<b>12</b>	<b>5</b>	<b>2</b>	<b>4</b>
Daley, P	0	0	0	0	0	0							
Morales, P	0	0	0	0	0	0							
Spilborghs, P	0	0	0	0	0	0							
Marquis, P	0	0	0	0	0	0							
<b>Totals</b>	<b>32</b>	<b>1</b>	<b>6</b>	<b>1</b>	<b>0</b>	<b>5</b>							

Colorado	IP	H	R	ER	BB	SO	HR
Jimenez (L, 0-1)	5.0	9	5	5	1	4	0
Beimel	0.0	1	0	0	0	0	0
Daley	1.0	1	0	0	1	0	0
Morales	1.0	0	0	0	0	0	0
Marquis	1.0	1	0	0	0	0	0
<b>Totals</b>	<b>9.0</b>	<b>12</b>	<b>5</b>	<b>5</b>	<b>2</b>	<b>4</b>	<b>0</b>

Philadelphia	IP	H	R	ER	BB	SO	HR
Lee (W, 1-0)	9.0	6	1	1	0	5	0
<b>Totals</b>	<b>9.0</b>	<b>6</b>	<b>1</b>	<b>1</b>	<b>0</b>	<b>5</b>	<b>0</b>

## Game 2 Oct. 8: Col 5, Phi 4 Citizens Bank Park 1-1

FINAL	1	2	3	4	5	6	7	8	9	R	H	E
COLORADO	1	0	0	2	1	0	1	0	0	5	9	1
PHILADELPHIA	0	0	0	0	3	0	1	0		4	11	0

Colorado	AB	R	H	BI	BB	K	Philadelphia	AB	R	H	BI	BB	K
Gonzalez, LF	5	1	3	0	0	1	Rollins, SS	5	0	1	0	0	1
Fowler, CF	2	0	0	0	2	2	Victorino, CF	5	1	3	0	0	0
Helton, 1B	5	1	1	1	0	1	Utley, 2B	4	1	1	0	0	1
Tulowitzki, SS	3	0	0	0	0	0	Howard, 1B	4	1	2	1	0	1
Atkins, 3B	2	0	0	0	0	1	Werth, RF	4	1	1	1	0	1
Stewart, PH-3B	1	0	0	0	1	1	Ibanez, LF	4	0	2	2	0	0
Torrealba, C	3	1	2	2	0	0	Feliz, 3B	3	0	1	0	0	1
Spilborghs, RF	3	1	1	0	0	1	Happ, P	0	0	0	0	0	0
Barnes, 2B	3	0	0	0	0	1	Eyre, P	0	0	0	0	0	0
Cook, P	2	1	1	0	0	1	Myers, P	0	0	0	0	0	0
Contreras, P	0	0	0	0	0	0	Bastardo, P	0	0	0	0	0	0
Smith, P	1	0	1	0	0	0	Madson, P	0	0	0	0	0	0
Belisle, P	0	0	0	0	0	0	Francisco, P	1	0	0	0	0	0
Giambi, PH	1	0	0	0	0	1	Ruiz, C	2	0	0	0	1	1
Betancourt, P	0	0	0	0	0	0	Stairs, PH	0	0	0	0	1	0
Morales, P	0	0	0	0	0	0	Lee, PR	0	0	0	0	0	0
Street, P	0	0	0	0	0	0	Hamels, P	0	0	0	0	1	0
<b>Totals</b>	<b>31</b>	<b>5</b>	<b>9</b>	<b>5</b>	<b>2</b>	<b>10</b>	Dobbs, PH	1	0	0	0	0	0
							Blanton, P	0	0	0	0	0	0
							Cairo, P	2	0	0	0	0	0
							<b>Totals</b>	<b>35</b>	<b>4</b>	<b>11</b>	<b>4</b>	<b>3</b>	<b>6</b>

Colorado	IP	H	R	ER	BB	SO	HR
Cook (W, 1-0)	5.0	7	3	3	2	4	0
Contreras	1.0	2	0	0	0	1	0
Belisle	1.0	0	0	0	0	1	0
Betancourt	0.2	1	1	1	0	0	1
Morales	0.1	0	0	0	0	0	0
Street (S, 1)	1.0	1	0	0	1	0	0
<b>Totals</b>	<b>9.0</b>	<b>10</b>	<b>4</b>	<b>4</b>	<b>3</b>	<b>6</b>	<b>1</b>

Philadelphia	IP	H	R	ER	BB	SO	HR
Hamels (L, 0-1)	5.0	7	4	4	0	5	1
Blanton	1.0	1	1	1	0	1	0
Happ	0.0	1	0	0	0	0	0
Eyre	1.0	0	0	0	0	1	0
Myers	0.2	0	0	0	2	0	0
Bastardo	0.1	0	0	0	0	1	0
Madson	1.0	0	0	0	0	2	0
<b>Totals</b>	<b>9.0</b>	<b>9</b>	<b>5</b>	<b>5</b>	<b>2</b>	<b>10</b>	<b>1</b>

## Game 3 Oct. 11: Phi 6, Col 5 Coors Field 1-2

FINAL	1	2	3	4	5	6	7	8	9	R	H	E
PHILADELPHIA	1	0	0	3	0	1	0	0	1	6	8	0
COLORADO	2	0	1	1	0	0	1	0	0	5	10	0

Philadelphia	AB	R	H	BI	BB	K	Colorado	AB	R	H	BI	BB	K
Rollins, SS	5	1	1	0	0	2	Gonzalez, LF	4	3	3	1	1	0
Victorino, CF	3	1	0	0	1	1	Fowler, CF	4	0	2	0	0	1
Utley, 2B	4	2	3	1	1	0	Giambi, PH	1	0	0	0	0	0
Howard, 1B	4	0	1	2	0	1	Helton, 1B	3	2	1	1	2	
Werth, RF	3	1	0	0	2	2	Young, PR	0	0	0	0	0	
Ibanez, LF	2	1	0	1	3	0	Tulowitzki, SS	4	0	1	1	0	
Lidge, P	0	0	0	0	0	0	Torrealba, C	4	0	0	0	3	
Feliz, 3B	3	0	1	0	1	1	Atkins, 3B	4	0	2	2	0	
Ruiz, C	4	0	2	2	0	1	Spilborghs, RF	4	0	1	0	0	
Happ, P	1	0	0	0	0	1	Street, P	0	0	0	0	0	
Dobbs, PH	1	0	0	0	0	0	Barnes, 2B	4	0	0	0	0	
Blanton, P	1	0	0	0	0	1	Hammel, P	0	0	0	0	1	
Eyre, P	0	0	0	0	0	0	Belisle, P	1	0	0	0	0	
Madson, P	0	0	0	0	0	0	Beimel, P	0	0	0	0	0	
Stairs, PH	1	0	0	0	0	1	Contreras, P	0	0	0	0	0	
Durbin, P	0	0	0	0	0	0	Smith, PH	1	0	0	0	0	
Francisco, LF	0	0	0	0	0	0	Morales, P	0	0	0	0	0	
<b>Totals</b>	<b>32</b>	<b>6</b>	<b>8</b>	<b>6</b>	<b>8</b>	<b>11</b>	Betancourt, P	0	0	0	0	0	
							Hawpe, RF	1	0	0	0	0	
							<b>Totals</b>	<b>35</b>	<b>5</b>	<b>10</b>	<b>5</b>	<b>4</b>	<b>6</b>

Philadelphia	IP	H	R	ER	BB	SO	HR
Happ	3.0	5	3	3	2	4	0
Blanton	2.2	3	1	1	0	0	1
Eyre	0.1	2	1	1	0	0	0
Madson	1.0	0	0	0	0	2	0
Durbin (W, 1-0)	1.0	0	0	0	0	0	0
Lidge (S, 1)	1.0	0	0	0	2	0	0
<b>Totals</b>	<b>9.0</b>	<b>10</b>	<b>5</b>	<b>5</b>	<b>2</b>	<b>4</b>	<b>1</b>

Colorado	IP	H	R	ER	BB	SO	HR
Hammel	3.2	4	4	4	3	5	1
Belisle	1.0	0	0	0	1	1	0
Beimel	0.1	0	0	0	0	0	0
Contreras	1.0	1	1	1	2	2	0
Morales	1.0	0	0	0	0	0	0
Betancourt	1.0	1	0	0	1	3	0
Street (L, 0-1)	1.0	2	1	1	1	0	0
<b>Totals</b>	<b>9.0</b>	<b>8</b>	<b>6</b>	<b>6</b>	<b>8</b>	<b>11</b>	<b>1</b>

## Game 4 Oct. 12: Phi 5, Col 4 Coors Field 1-3

FINAL	1	2	3	4	5	6	7	8	9	R	H	E
PHILADELPHIA	1	0	0	0	0	1	0	0	3	5	9	2
COLORADO	0	0	0	0	0	1	0	3	0	4	9	0

Philadelphia	AB	R	H	BI	BB	K	Colorado	AB	R	H	BI	BB	K
Rollins, SS	5	0	2	0	0	1	Gonzalez, RF	4	0	2	0	1	0
Victorino, CF	5	2	2	1	0	0	Fowler, CF	4	1	1	0	1	0
Utley, 2B	2	1	1	0	3	0	Helton, 1B	4	2	1	0	1	
Howard, 1B	4	1	1	2	1	1	Tulowitzki, SS	5	0	1	1	0	
Werth, RF													



## 21 WINS IN 22 GAMES PROPELS ROCKIES INTO FIRST WORLD SERIES

The 2007 season was a historical one for the Colorado Rockies, as the team won its first National League Championship and advanced to the World Series for the first time in franchise history.

The Rockies captivated fans throughout baseball with an unprecedented run at the end of the season, winning 14 of their final 15 regular season games (including a one-game playoff for the wild card berth), sweeping the National League Division Series vs. the Phillies and the Championship Series vs. the Diamondbacks. All told, the club won 21 of 22 games heading into the 2007 World Series before being swept in four games by the Boston Red Sox.

Resiliency might be the best word of choice on Blake Street to describe the 2007 Colorado Rockies. The club overcame an 18-27 start, a 1-9 road trip at the end of June and the loss of three starting pitchers. The Rockies went from last place in the National League West to posting the league's best record after May 22 with a mark of 72-46 (.610). Colorado rebounded from a 10-16 April to having a winning record in every other month of the season, including a franchise-record 20 victories in September. The team finished at 17 games above .500, easily a franchise best for any point in any season. The club's 90 wins matched Arizona for the most victories of any National League team in '07. 2007 became the first 90-win season in Rockies franchise history.



# 2007 Division Series



## Rockies Statistics in 2007 NLDS

PLAYER	AVG	G	AB	R	H	TB	2B	3B	HR	RBI	SH	SF	HP	BB	IBB	SO	SB	CS	GI			E	SLG	OBP
																			DP					
Atkins,G	.231	3	13	3	3	5	2	0	0	1	0	0	0	0	0	1	0	0	0	0	0	.385	.231	
Baker,J	1.000	1	1	0	1	1	0	0	0	1	0	0	0	0	0	0	0	0	0	0	0	1.000	1.000	
Carroll,J	.000	1	0	0	0	0	0	0	0	0	0	0	0	0	0	0	0	0	0	0	0	.000	.000	
Hawpe,B	.273	3	11	1	3	3	0	0	0	0	0	0	0	2	0	5	0	0	0	0	0	.273	.385	
Helton,T	.083	3	12	1	1	3	0	1	0	0	0	0	0	1	0	2	0	0	0	0	0	.250	.154	
Holliday,M	.231	3	13	2	3	9	0	0	2	3	0	0	0	0	3	0	0	0	0	0	0	.692	.231	
Iannetta,C	.000	0	0	0	0	0	0	0	0	0	0	0	0	0	0	0	0	0	0	0	0	.000	.000	
Matsui,K	.417	3	12	2	5	13	1	2	1	6	0	0	0	2	1	2	0	0	0	0	0	1.083	.500	
Smith,S	.500	2	2	1	1	1	0	0	0	0	0	0	0	0	0	0	0	0	0	0	0	.500	.500	
Spilborghs,R	.250	3	8	2	2	2	0	0	0	0	0	0	0	3	0	3	0	0	0	0	0	.250	.455	
Sullivan,C	.500	3	2	0	1	1	0	0	0	0	0	0	0	0	0	0	0	0	0	0	0	.500	.500	
Torrealba,Y	.500	3	10	3	5	6	1	0	0	3	0	0	0	2	1	0	0	0	1	1	1	.600	.583	
Tulowitzki,T	.167	3	12	1	2	6	1	0	1	2	0	0	0	1	0	5	0	1	0	0	0	.500	.231	
Fogg,J	.000	1	1	0	0	0	0	0	0	0	0	0	0	0	0	0	0	0	0	0	0	.000	.000	
Francis,J	.000	1	2	0	0	0	0	0	0	0	1	0	0	0	0	0	0	0	0	0	0	.000	.000	
Jimenez,U	.000	1	1	0	0	0	0	0	0	0	1	0	0	0	0	0	0	0	0	0	0	.000	.000	
Morales,F	.000	1	1	0	0	0	0	0	0	0	0	0	0	0	1	0	0	0	0	0	0	.000	.000	
<b>COLORADO</b>	<b>.267</b>	<b>3</b>	<b>101</b>	<b>16</b>	<b>27</b>	<b>50</b>	<b>5</b>	<b>3</b>	<b>4</b>	<b>16</b>	<b>2</b>	<b>0</b>	<b>0</b>	<b>11</b>	<b>2</b>	<b>22</b>	<b>0</b>	<b>1</b>	<b>1</b>	<b>1</b>	<b>1</b>	<b>.495</b>	<b>.339</b>	
<b>OPPONENTS</b>	<b>.172</b>	<b>3</b>	<b>93</b>	<b>8</b>	<b>16</b>	<b>34</b>	<b>1</b>	<b>1</b>	<b>5</b>	<b>8</b>	<b>0</b>	<b>0</b>	<b>1</b>	<b>12</b>	<b>0</b>	<b>26</b>	<b>3</b>	<b>0</b>	<b>3</b>	<b>0</b>	<b>0</b>	<b>.366</b>	<b>.274</b>	

PITCHER	W-L	ERA	G	GS	CG	GF	SHO	SV	IP	H	R	ER	HR	HB	BB	IBB	SO	WP	BK	AVG
Buchholz,T	0-0	---	0	0	0	0	0	0	0.0	0	0	0	0	0	0	0	0	0	0	.000
Corpas,M	0-0	0.00	3	0	0	3	0	3	3.1	2	0	0	0	0	0	0	3	0	0	.167
Fogg,J	1-0	0.00	1	0	0	0	0	0	2.0	1	0	0	0	0	0	0	1	0	0	.143
Francis,J	1-0	3.00	1	1	0	0	0	0	6.0	4	2	2	2	0	2	0	8	0	0	.190
Fuentes,B	1-0	0.00	3	0	0	0	0	0	2.1	1	0	0	0	0	3	0	4	1	0	.125
Hawkins,L	0-0	0.00	1	0	0	0	0	0	1.0	0	0	0	0	0	1	0	0	0	0	.000
Herges,M	0-0	0.00	1	0	0	0	0	0	0.2	0	0	0	0	0	0	0	0	0	0	.000
Jimenez,U	0-0	1.42	1	1	0	0	0	0	6.1	3	1	1	1	0	4	0	5	0	0	.143
Morales,F	0-0	9.00	1	1	0	0	0	0	3.0	3	3	3	1	1	2	0	3	0	0	.273
Redman,M	0-0	---	0	0	0	0	0	0	0.0	0	0	0	0	0	0	0	0	0	0	.000
Speier,R	0-0	0.00	1	0	0	0	0	0	1.1	1	1	0	0	0	0	0	0	0	0	.200
<b>COLORADO</b>	<b>3-0</b>	<b>2.33</b>	<b>3</b>	<b>3</b>	<b>0</b>	<b>3</b>	<b>0</b>	<b>3</b>	<b>27.0</b>	<b>16</b>	<b>8</b>	<b>7</b>	<b>5</b>	<b>1</b>	<b>12</b>	<b>0</b>	<b>26</b>	<b>1</b>	<b>0</b>	<b>.172</b>
<b>OPPONENTS</b>	<b>0-3</b>	<b>5.54</b>	<b>3</b>	<b>3</b>	<b>0</b>	<b>3</b>	<b>0</b>	<b>0</b>	<b>26.0</b>	<b>27</b>	<b>16</b>	<b>16</b>	<b>4</b>	<b>0</b>	<b>11</b>	<b>2</b>	<b>22</b>	<b>0</b>	<b>0</b>	<b>.267</b>

Postseason

## 2007 POSTSEASON ROSTER

**Manager:** Clint Hurdle (13); **Coaches:** Bob Apodaca (36), Alan Cockrell (58), Mike Gallego (2), Glenallen Hill (30), Rick Mathews (53), Jamie Quirk (9); **Trainers:** Keith Dugger and Scott Gehret

No.	Name	Pos.	No.	Name	Pos.
41	Affeldt, Jeremy	LHP	5	Holliday, Matt	OF
27	Atkins, Garrett	INF	20	Iannetta, Chris	C
10	Baker, Jeff	INF	38	Jimenez, Ubaldo	RHP
35	#Buchholz, Taylor	RHP	7	Matsui, Kazuo	INF
1	Carroll, Jamey	INF	56	Morales, Franklin	LHP
28	**Cook, Aaron	RHP	55	*Redman, Mark	LHP
60	Corpas, Manny	RHP	12	Smith, Seth	OF
37	Fogg, Josh	RHP	23	Speier, Ryan	RHP
26	Francis, Jeff	LHP	19	Spilborghs, Ryan	OF
40	Fuentes, Brian	LHP	18	Sullivan, Cory	OF
32	Hawkins, LaTroy	RHP	3	^Taveras, Willy	OF
11	Hawpe, Brad	OF	8	Torrealba, Yorvit	C
17	Helton, Todd	INF	2	Tulowitzki, Troy	INF
49	Herges, Matt	RHP			



\* DS roster only  
# DS, LCS roster only

^ LCS, WS roster only  
\*\* WS roster only



# 2007 Division Series

## Game 1 Oct. 3: Col 4, Phi 2 Citizens Bank Park 1-0

FINAL	1	2	3	4	5	6	7	8	9	R	H	E
COLORADO	0	3	0	0	0	0	0	1	0	4	6	0
PHILADELPHIA	0	0	0	0	2	0	0	0	0	2	4	0

Colorado	AB	R	H	BI	BB	K	Philadelphia	AB	R	H	BI	BB	K
Matsui, 2B	4	0	0	0	1	2	Rollins, SS	3	0	0	0	0	1
Tulowitzki, SS	3	0	0	1	1	2	Victorino, RF	4	0	0	0	0	1
Holliday, LF	4	1	1	1	0	1	Utley, 2B	4	0	0	0	0	4
Helton, 1B	4	1	1	0	0	1	Howard, 1B	4	0	0	0	0	3
Atkins, 3B	4	1	1	1	0	1	Rowand, CF	4	1	1	1	0	0
Hawpe, RF	4	0	0	0	0	3	Burrell, LF	3	1	1	1	1	0
Spilborghs, CF	2	1	0	0	2	2	Helms, 3B	2	1	0	0	0	0
Corpas, P	0	0	0	0	0	0	Dobbs, PH	0	0	0	0	1	0
Torrealba, C	4	0	2	1	0	0	Bourm, PR	0	0	0	0	0	0
Francis, P	2	0	0	0	0	0	Nunez, 3B	0	0	0	0	0	0
Hawkins, P	0	0	0	0	0	0	Ruiz, C	3	0	1	0	1	0
Fuentes, P	0	0	0	0	0	0	Hamles, P	2	0	1	0	0	0
Sullivan, PH-CF	1	0	1	0	0	0	Gordon, P	0	0	0	0	0	0
<b>Totals</b>	<b>32</b>	<b>4</b>	<b>6</b>	<b>4</b>	<b>4</b>	<b>12</b>	<b>Romero, P</b>	<b>0</b>	<b>0</b>	<b>0</b>	<b>0</b>	<b>0</b>	<b>0</b>
							Iguchi, PH	0	0	0	0	1	0
							Myers, P	0	0	0	0	0	0
							<b>Totals</b>	<b>29</b>	<b>2</b>	<b>4</b>	<b>2</b>	<b>4</b>	<b>10</b>

Colorado	IP	H	R	ER	BB	SO	HR
Francis (W, 1-0)	6.0	4	2	2	2	8	2
Hawkins	1.0	0	0	0	1	0	0
Fuentes	1.0	0	0	0	1	1	0
Corpas (S, 1)	1.0	0	0	0	0	1	0
<b>Totals</b>	<b>9.0</b>	<b>4</b>	<b>2</b>	<b>2</b>	<b>4</b>	<b>10</b>	<b>2</b>

Philadelphia	IP	H	R	ER	BB	SO	HR
Hamels (L, 0-1)	6.2	3	3	3	4	7	0
Gordon	0.2	1	1	1	0	2	1
Romero	0.2	0	0	0	0	0	0
Myers	1.0	2	0	0	0	3	0
<b>Totals</b>	<b>8.1</b>	<b>6</b>	<b>4</b>	<b>4</b>	<b>4</b>	<b>12</b>	<b>1</b>

## Game 2 Oct. 4: Col 10, Phi 5 Citizens Bank Park 2-0

FINAL	1	2	3	4	5	6	7	8	9	R	H	E
COLORADO	2	0	0	4	0	4	0	0	0	10	12	1
PHILADELPHIA	1	2	0	0	0	1	1	0	0	5	9	0

Colorado	AB	R	H	BI	BB	K	Philadelphia	AB	R	H	BI	BB	K
Matsui, 2B	5	2	3	5	0	0	Rollins, SS	5	1	2	4	0	0
Corpas, P	0	0	0	0	0	0	Utley, 2B	5	0	2	0	0	1
Tulowitzki, SS	5	1	2	1	0	2	Burrell, LF	4	0	1	0	1	1
Holliday, LF	5	1	2	2	0	1	Howard, 1B	4	1	2	1	0	2
Helton, 1B	5	0	0	0	0	1	Rowand, CF	4	0	0	0	0	2
Atkins, 3B	5	1	1	0	0	1	Werth, RF	3	0	0	0	1	1
Hawpe, RF	3	1	1	0	2	1	Helms, 3B	0	1	0	0	1	0
Spilborghs, CF	3	1	1	0	1	0	Dobbs, PH-3B	2	0	0	0	0	1
Speier, P	0	0	0	0	0	0	Iguchi, PH	0	0	0	0	1	0
Fuentes, P	0	0	0	0	0	0	Nunez, 3B	0	0	0	0	0	0
Carroll, 2B	0	0	0	0	0	0	Ruiz, C	4	1	1	0	0	0
Torrealba, C	3	2	1	2	1	0	Kendrick, P	1	0	0	0	0	0
Morales, P	1	0	0	0	0	1	Lohse, P	0	0	0	0	0	0
Smith, PH	1	1	1	0	0	0	Bourm, PH	1	0	0	0	0	0
Fogg, P	1	0	0	0	0	0	Mesa, P	0	0	0	0	0	0
Affeldt, P	0	0	0	0	0	0	Condrey, P	0	0	0	0	0	0
Sullivan, CF	1	0	0	0	0	0	Victorino, PH	1	1	1	0	0	0
<b>Totals</b>	<b>38</b>	<b>10</b>	<b>12</b>	<b>10</b>	<b>4</b>	<b>6</b>	Alfonseca, P	0	0	0	0	0	0
							Romero, P	0	0	0	0	0	0
							Coste, PH	1	0	0	0	0	0
							<b>Totals</b>	<b>35</b>	<b>5</b>	<b>9</b>	<b>5</b>	<b>4</b>	<b>8</b>

Colorado	IP	H	R	ER	BB	SO	HR
Morales	3.0	3	3	3	2	3	1
Fogg (W, 1-0)	2.0	1	0	0	0	1	0
Affeldt	1.0	1	1	1	0	2	1
Speier	1.1	1	1	0	0	0	0
Fuentes	0.1	1	0	0	0	1	0
Corpas (S, 2)	1.1	2	0	0	0	1	0
<b>Totals</b>	<b>8.0</b>	<b>9</b>	<b>5</b>	<b>4</b>	<b>4</b>	<b>8</b>	<b>2</b>

Philadelphia	IP	H	R	ER	BB	SO	HR
Kendrick (L, 0-1)	3.2	5	5	5	2	2	2
Lohse	1.1	1	1	1	0	1	1
Mesa	0.1	1	3	3	2	0	0
Condrey	1.2	4	1	1	0	2	0
Alfonseca	1.0	1	0	0	0	0	0
Romero	1.0	0	0	0	0	1	0
<b>Totals</b>	<b>9.0</b>	<b>12</b>	<b>10</b>	<b>10</b>	<b>4</b>	<b>6</b>	<b>3</b>

## Game 3 Oct. 6: Col 2, Phi 1 Coors Field 3-0

FINAL	1	2	3	4	5	6	7	8	9	R	H	E
PHILADELPHIA	0	0	0	0	0	0	1	0	0	1	3	0
COLORADO	0	0	0	0	1	0	0	1	x	2	9	0

Philadelphia	AB	R	H	BI	BB	K	Colorado	AB	R	H	BI	BB	K
Rollins, SS	3	0	0	0	1	2	Matsui, 2B	3	0	2	1	1	0
Utley, 2B	2	0	0	0	2	0	Tulowitzki, SS	4	0	0	0	0	1
Burrell, LF	4	0	0	0	0	2	Holliday, LF	4	0	0	0	0	1
Romero, P	0	0	0	0	0	0	Helton, 1B	3	0	0	0	1	0
Myers, P	0	0	0	0	0	0	Atkins, 3B	4	1	1	0	0	0
Howard, 1B	4	0	1	0	0	2	Hawpe, RF	4	0	2	0	0	1
Rowand, CF	4	0	0	0	0	2	Spilborghs, CF	3	0	1	0	0	1
Victorino, RF	4	1	1	1	0	0	Fuentes, P	0	0	0	0	0	0
Ruiz, C	2	0	1	0	1	0	Baker, PH	1	0	1	1	0	0
Nunez, 3B	2	0	0	0	0	0	Corpas, P	0	0	0	0	0	0
Dobbs, PH-3B	1	0	0	0	0	0	Torrealba, C	3	1	2	0	1	0
Moyer, P	2	0	0	0	0	0	Jimenez, P	1	0	0	0	0	0
Iguchi, PH	1	0	0	0	0	0	Herges, P	0	0	0	0	0	0
Gordon, P	0	0	0	0	0	0	Smith, PH	1	0	0	0	0	0
Werth, LF	0	0	0	0	0	0	Sullivan, CF	0	0	0	0	0	0
<b>Totals</b>	<b>29</b>	<b>1</b>	<b>3</b>	<b>1</b>	<b>4</b>	<b>8</b>	<b>Totals</b>	<b>31</b>	<b>2</b>	<b>9</b>	<b>2</b>	<b>3</b>	<b>4</b>

Philadelphia	IP	H	R	ER	BB	SO	HR
Moyer	6.0	5	1	1	2	2	0
Gordon	1.1	1	0	0	1	2	0
Romero (L, 0-1)	0.1	3	1	1	0	0	0
Myers	0.1	0	0	0	0	0	0
<b>Totals</b>	<b>8.0</b>	<b>9</b>	<b>2</b>	<b>2</b>	<b>3</b>	<b>4</b>	<b>0</b>

Colorado	IP	H	R	ER	BB	SO	HR
Jimenez	6.1	3	1	1	4	5	1
Herges	0.2	0	0	0	0	0	0
Fuentes (W, 1-0)	1.0	0	0	0	0	2	0
Corpas (S, 3)	1.0	0	0	0	0	1	0
<b>Totals</b>	<b>9.0</b>	<b>3</b>	<b>1</b>	<b>1</b>	<b>4</b>	<b>8</b>	<b>1</b>



The Rockies celebrate as they defeat the Phillies in a three-game sweep in the NLDS. It was the club's first-ever postseason series win.

# 2007 Championship Series



## Rockies Statistics in 2007 NLCS

PLAYER	AVG	G	AB	R	H	TB	2B	3B	HR	RBI	SH	SF	HP	BB	IBB	SO	SB	CS	GI		SLG	OBP
																			DP	E		
Atkins,G	.143	4	14	0	2	2	0	0	0	0	0	0	0	2	1	2	0	0	0	0	.143	.250
Baker,J	.500	2	2	0	1	1	0	0	0	0	0	0	0	0	0	1	0	0	0	0	.500	.500
Carroll,J	.000	2	1	0	0	0	0	0	0	0	0	0	0	1	0	0	0	0	0	0	.000	.500
Hawpe,B	.333	4	12	2	4	4	0	0	0	2	0	0	0	5	0	3	0	0	0	0	.333	.529
Helton,T	.214	4	14	3	3	3	0	0	0	1	0	1	0	2	0	4	0	0	0	0	.214	.294
Holliday,M	.333	4	15	3	5	11	0	0	2	4	0	0	1	1	0	6	0	0	0	0	.733	.412
Iannetta,C	.000	0	0	0	0	0	0	0	0	0	0	0	0	0	0	0	0	0	0	0	.000	.000
Matsui,K	.235	4	17	2	4	4	0	0	0	2	1	0	0	1	0	5	1	0	0	1	.235	.278
Smith,S	.500	2	2	1	1	2	1	0	0	2	0	0	0	0	0	0	0	0	0	0	1.000	.500
Spilborghs,R	.500	2	2	1	1	1	0	0	0	0	0	0	0	0	0	0	0	0	0	0	.500	.500
Sullivan,C	.000	1	1	0	0	0	0	0	0	0	0	0	0	0	0	1	0	0	0	0	.000	.000
Taveras,W	.167	4	18	3	3	4	1	0	0	1	0	0	0	2	0	5	1	0	0	0	.222	.250
Torrealba,Y	.200	4	15	2	3	7	1	0	1	4	0	0	0	2	0	5	0	0	0	0	.467	.294
Tulowitzki,T	.188	4	16	1	3	3	0	0	0	0	0	0	0	1	0	5	0	0	1	0	.188	.235
Fogg,J	.000	1	1	0	0	0	0	0	0	0	0	0	0	1	0	0	0	0	0	0	.000	.500
Francis,J	.000	1	2	0	0	0	0	0	0	0	1	0	0	0	0	0	0	0	0	0	.000	.000
Jimenez,U	.000	1	2	0	0	0	0	0	0	0	0	0	0	0	0	2	0	0	0	0	.000	.000
Morales,F	.000	1	1	0	0	0	0	0	0	0	0	0	0	0	0	0	0	0	0	0	.000	.000
<b>COLORADO</b>	<b>.222</b>	<b>4</b>	<b>135</b>	<b>18</b>	<b>30</b>	<b>42</b>	<b>3</b>	<b>0</b>	<b>3</b>	<b>16</b>	<b>2</b>	<b>1</b>	<b>1</b>	<b>18</b>	<b>1</b>	<b>39</b>	<b>2</b>	<b>0</b>	<b>1</b>	<b>2</b>	<b>.311</b>	<b>.316</b>
<b>OPPONENTS</b>	<b>.254</b>	<b>4</b>	<b>142</b>	<b>8</b>	<b>36</b>	<b>51</b>	<b>7</b>	<b>1</b>	<b>2</b>	<b>8</b>	<b>0</b>	<b>0</b>	<b>4</b>	<b>8</b>	<b>1</b>	<b>28</b>	<b>0</b>	<b>2</b>	<b>4</b>	<b>3</b>	<b>.359</b>	<b>.312</b>

Postseason

PITCHER	W-L	ERA	G	GS	CG	GF	SHO	SV	IP	H	R	ER	HR	HB	BB	IBB	SO	WP	BK	AVG
Affeldt,J	0-0	0.00	2	0	0	0	0	0	1.1	0	0	0	0	0	0	0	0	0	0	.000
Buchholz,T	0-0	---	0	0	0	0	0	0	0.0	0	0	0	0	0	0	0	0	0	0	.000
Corpas,M	1-0	1.69	4	0	0	3	0	2	5.1	3	1	1	0	1	0	0	3	0	0	.167
Fogg,J	1-0	1.50	1	1	0	0	0	0	6.0	7	1	1	1	0	1	0	3	0	0	.318
Francis,J	1-0	1.35	1	1	0	0	0	0	6.2	7	1	1	0	2	1	0	4	0	0	.292
Fuentes,B	0-0	7.36	4	0	0	0	0	0	3.2	7	3	3	1	0	0	0	6	0	0	.389
Hawkins,L	0-0	0.00	2	0	0	0	0	0	2.0	1	0	0	0	0	0	0	1	0	0	.125
Herges,M	1-0	0.00	3	0	0	0	0	0	3.0	1	0	0	0	0	1	0	2	0	0	.100
Jimenez,U	0-0	1.80	1	1	0	0	0	0	5.0	5	1	1	0	0	4	1	6	1	0	.263
Morales,F	0-0	2.25	1	1	0	0	0	0	4.0	5	1	1	0	1	1	0	2	0	0	.313
Redman,M	0-0	---	0	0	0	0	0	0	0.0	0	0	0	0	0	0	0	0	0	0	.000
Speier,R	0-0	0.00	1	0	0	1	0	1	1.0	0	0	0	0	0	0	0	1	0	0	.000
<b>COLORADO</b>	<b>4-0</b>	<b>1.89</b>	<b>4</b>	<b>4</b>	<b>0</b>	<b>4</b>	<b>0</b>	<b>3</b>	<b>38.0</b>	<b>36</b>	<b>8</b>	<b>8</b>	<b>2</b>	<b>4</b>	<b>8</b>	<b>1</b>	<b>28</b>	<b>1</b>	<b>0</b>	<b>.254</b>
<b>OPPONENTS</b>	<b>0-4</b>	<b>3.00</b>	<b>4</b>	<b>4</b>	<b>0</b>	<b>4</b>	<b>0</b>	<b>0</b>	<b>36.0</b>	<b>30</b>	<b>18</b>	<b>12</b>	<b>3</b>	<b>1</b>	<b>18</b>	<b>1</b>	<b>39</b>	<b>3</b>	<b>0</b>	<b>.222</b>



Matt Holliday was named the Most Valuable Player of the National League Championship Series after batting .333 (5-for-15) with 2 home runs and 4 RBI, helping lead the Rockies past the Arizona Diamondbacks in a 4 game sweep. Holliday became the first outfielder to take home the MVP honors in the NLCS since Los Angeles' Mike Devereaux in 1995. Prior to that the last outfielder to win the honor was San Francisco's Jeffrey Leonard in 1987.



# 2007 Championship Series

## Game 1 Oct. 11: Col 5, Ari 1 Chase Field 1-0

FINAL	1	2	3	4	5	6	7	8	9	R	H	E
COLORADO	0	1	3	0	0	0	1	0	0	5	8	0
ARIZONA	1	0	0	0	0	0	0	0	0	1	9	1

Colorado	AB	R	H	BI	BB	K	Arizona	AB	R	H	BI	BB	K
Taveras, CF	5	1	1	0	0	2	Young, CF	2	0	0	0	2	0
Corpas, P	0	0	0	0	0	0	Drew, SS	4	1	1	0	0	1
Matsui, 2B	5	1	1	1	0	2	Byrnes, LF	4	0	2	1	0	1
Holiday, LF	3	1	1	0	1	1	Jackson, 1B	4	0	1	0	0	1
Helton, 1B	4	1	1	0	0	2	Reynolds, 3B	3	0	0	0	0	0
Atkins, 3B	3	0	1	0	1	0	Snyder, C	4	0	1	0	2	
Hawpe, RF	3	0	2	2	1	1	Upton, RF	2	0	0	0	0	1
Tulowitzki, SS	4	0	1	0	0	1	Salazar, PH	1	0	0	0	0	0
Torrealba, C	3	1	0	0	1	2	Ojeda, 2B	4	0	1	0	0	1
Francis, P	2	0	0	0	0	0	Webb, P	2	0	1	0	0	1
Herges, P	0	0	0	0	0	0	Cruz, P	0	0	0	0	0	0
Affeldt, P	0	0	0	0	0	0	Slaten, P	0	0	0	0	0	0
Fuentes, P	0	0	0	0	0	0	Cirillo, PH	1	0	1	0	0	0
Sullivan, PH-CF	1	0	0	0	0	1	Nippert, P	0	0	0	0	0	0
Totals	33	5	8	3	4	10	Pena, P	0	0	0	0	0	0
							Montero, PH	1	0	1	0	0	0
							Totals	32	1	9	1	2	6

Colorado	IP	H	R	ER	BB	SO	HR
Francis (W, 1-0)	6.2	7	1	1	1	4	0
Herges	0.0	0	0	0	1	0	0
Affeldt	0.1	0	0	0	0	0	0
Fuentes	1.0	1	0	0	0	2	0
Corpas	1.0	1	0	0	0	0	0
Totals	9.0	9	1	1	2	6	0

Arizona	IP	H	R	ER	BB	SO	HR
Webb (L, 0-1)	6.0	7	4	4	2	4	0
Cruz	0.2	0	1	0	2	1	0
Slaten	0.1	0	0	0	0	0	0
Nippert	1.0	1	0	0	0	2	0
Pena	1.0	0	0	0	0	3	0
Totals	9.0	8	5	4	4	10	0

## Game 2 Oct. 12: Col 3, Ari 2 (11 inn.) Chase Field 2-0

FINAL	1	2	3	4	5	6	7	8	9	10	11	R	H	E
COLORADO	0	1	0	0	1	0	0	0	0	0	0	3	7	1
ARIZONA	0	0	1	0	0	0	0	0	1	0	0	2	9	1

Colorado	AB	R	H	BI	BB	K	Arizona	AB	R	H	BI	BB	K
Taveras, CF	4	1	1	1	2	1	Young, CF	4	1	1	1	1	3
Speier, P	0	0	0	0	0	0	Drew, SS	4	0	1	0	1	0
Matsui, 2B	4	0	1	0	1	1	Byrnes, LF	5	0	1	1	0	0
Holiday, LF	5	0	0	0	0	3	Clark, 1B	4	0	2	0	1	0
Helton, 1B	4	1	0	1	0	1	Reynolds, 3B	5	0	1	0	2	
Atkins, 3B	4	0	1	0	0	1	Salazar, RF	3	0	0	0	1	
Corpas, P	0	0	0	0	0	0	Upton, PH-RF	2	0	0	0	2	
Spilborghs, PH-CF	1	1	0	0	0	0	Snyder, C	4	0	1	0	1	
Tulowitzki, SS	5	0	1	0	0	1	Ojeda, 2B	5	0	1	0	2	
Hawpe, RF	3	0	1	0	2	0	Davis, P	1	1	1	0	0	
Torrealba, C	4	0	1	1	2	0	Callaspo, PH	1	0	0	0	0	
Jimenez, P	2	0	0	0	2	0	Cruz, P	0	0	0	0	0	
Smith, PH	1	0	0	0	0	0	Jackson, PH	1	0	0	0	0	
Herges, P	0	0	0	0	0	0	Pena, P	0	0	0	0	0	
Hawkins, P	0	0	0	0	0	0	Lyon, P	0	0	0	0	0	
Fuentes, P	0	0	0	0	0	0	Montero, PH	1	0	0	0	0	
Carroll, PH-3B	1	0	0	0	1	0	Valverde, P	0	0	0	0	0	
Totals	38	3	7	3	7	12	Slaten, P	0	0	0	0	0	
							Owings, PH	1	0	0	0	0	
							Totals	41	2	9	2	4	

Colorado	IP	H	R	ER	BB	SO	HR
Jimenez	5.0	5	1	1	4	6	0
Herges	1.0	1	0	0	0	0	0
Hawkins	1.0	1	0	0	0	1	0
Fuentes	1.0	1	0	0	0	2	0
Corpas (W, 1-0)	2.0	1	1	1	0	2	0
Speier (S, 1)	1.0	0	0	0	0	1	0
Totals	11.0	9	2	2	4	12	0

Arizona	IP	H	R	ER	BB	SO	HR
Davis	5.0	5	2	1	4	5	0
Cruz	1.0	0	0	0	0	1	0
Pena	2.0	1	0	0	0	3	0
Lyon	1.0	0	0	0	0	1	0
Valverde (L, 0-1)	1.2	1	1	1	3	2	0
Slaten	0.1	0	0	0	0	0	0
Totals	11.0	7	3	2	7	12	0

## Game 3 Oct. 14: Col 4, Ari 1 Coors Field 3-0

FINAL	1	2	3	4	5	6	7	8	9	R	H	E
ARIZONA	0	0	0	1	0	0	0	0	0	1	8	0
COLORADO	1	0	0	0	3	0	0	x		4	9	0

Arizona	AB	R	H	BI	BB	K	Colorado	AB	R	H	BI	BB	K
Young, CF	3	0	1	0	1	1	Taveras, CF	5	0	0	0	0	1
Drew, SS	4	0	2	0	0	1	Matsui, 2B	4	0	1	0	0	0
Byrnes, LF	4	0	0	0	0	1	Holiday, LF	4	1	2	1	0	1
Clark, 1B	4	0	0	0	0	0	Helton, 1B	3	1	1	0	1	
Reynolds, 3B	4	1	1	1	0	1	Atkins, 3B	3	0	0	0	1	
Salazar, RF	2	0	1	0	0	0	Hawpe, RF	3	1	1	0	1	
Upton, PH-RF	2	0	0	0	0	0	Tulowitzki, SS	4	0	1	0	1	
Montero, C	3	0	1	0	0	0	Torrealba, C	4	1	2	3	0	
Ojeda, 2B	3	0	0	0	0	0	Fogg, P	1	0	0	0	1	
Nippert, P	0	0	0	0	0	0	Baker, PH	1	0	1	0	0	
Hernandez, P	2	0	1	0	0	0	Affeldt, P	1	0	0	0	0	
Pena, P	0	0	0	0	0	0	Fuentes, P	0	0	0	0	0	
Slaten, P	0	0	0	0	0	0	Spilborghs, PH	1	0	0	0	0	
Cirillo, 2B	1	0	1	0	0	0	Corpas, P	0	0	0	0	0	
Totals	32	1	8	1	1	4	Totals	33	4	9	4	4	

Arizona	IP	H	R	ER	BB	SO	HR
Hernandez (L, 0-1)	15.2	8	4	4	2	4	2
Pena	0.1	0	0	0	0	0	1
Slaten	0.2	1	0	0	2	1	0
Nippert	1.1	0	0	0	0	0	0
Totals	8.0	9	4	4	4	5	3

Colorado	IP	H	R	ER	BB	SO	HR
Fogg (W, 1-0)	6.0	7	1	1	1	3	1
Affeldt	1.0	0	0	0	0	0	0
Fuentes	1.0	1	0	0	0	1	0
Corpas (S, 1)	1.0	0	0	0	0	0	0
Totals	9.0	8	1	1	1	4	1

## Game 4 Oct. 15: Col 6, Ari 4 Coors Field 4-0

FINAL	1	2	3	4	5	6	7	8	9	R	H	E
ARIZONA	0	0	1	0	0	0	0	3	0	4	10	1
COLORADO	0	0	0	6	0	0	0	0	x	6	6	1

Arizona	AB	R	H	BI	BB	K	Colorado	AB	R	H	BI	BB	K
Young, CF	5	0	2	0	0	1	Taveras, CF	4	1	1	0	0	1
Drew, SS	5	1	1	0	0	0	Matsui, 2B	4	1	1	1	0	
Byrnes, LF	4	0	0	0	1	1	Holiday, LF	3	1	2	3	0	
Jackson, 1B	4	1	2	1	0	0	Helton, 1B	3	0	1	0	1	
Reynolds, 3B	4	0	0	0	0	2	Atkins, 3B	4	0	0	0	0	
Snyder, C	4	1	2	3	0	0	Corpas, P	0	0	0	0	0	
Upton, RF	3	0	2	0	0	0	Hawpe, RF	3	1	0	0	1	
Cirillo, 2B	3	0	0	0	0	0	Tulowitzki, SS	3	1	0	0	1	
Clark, PH	1	0	0	0	0	1	Torrealba, C	4	0	0	0	1	
Ojeda, 2B	0	0	0	0	0	0	Morales, P	1	0	0	0	0	
Owings, P	2	1	1	0	0	1	Smith, PH	1	1	2	0	0	
Cruz, P	0	0	0	0	0	0	Herges, P	0	0	0	0	0	
Callaspo, PH	1	0	0	0	0	0	Baker, PH	1	0	0	0		

# 2007 World Series



## Rockies Statistics in 2007 World Series

PLAYER	AVG	G	AB	R	H	TB	2B	3B	HR	RBI	SH	SF	HP	BB	IBB	SO	SB	CS	GI		SLG	OBP
																			DP	E		
Atkins,G	.154	4	13	3	2	6	1	0	1	2	0	0	1	3	0	2	0	0	0	0	.462	.353
Baker,J	.000	1	1	0	0	0	0	0	0	0	0	0	0	0	0	0	0	0	0	0	.000	.000
Carroll,J	.000	1	1	0	0	0	0	0	0	0	0	0	0	0	0	0	0	0	0	0	.000	.000
Hawpe,B	.250	4	16	1	4	9	0	1	1	2	0	0	0	1	0	8	0	0	0	.563	.294	
Helton,T	.333	4	15	2	5	7	2	0	0	1	0	0	0	2	0	3	0	0	0	.467	.412	
Holliday,M	.294	4	17	1	5	8	0	0	1	3	0	0	0	0	0	3	0	0	1	.471	.294	
Iannetta,C	.000	0	0	0	0	0	0	0	0	0	0	0	0	0	0	0	0	0	0	.000	.000	
Matsui,K	.294	4	17	1	5	6	1	0	0	0	0	0	0	0	0	5	1	0	0	.353	.294	
Smith,S	.500	2	2	0	1	1	0	0	0	0	0	0	0	0	1	0	0	0	0	.500	.500	
Spilborghs,R	.000	4	10	0	0	0	0	0	0	0	0	0	0	2	0	4	0	0	0	.000	.167	
Sullivan,C	.333	2	3	0	1	1	0	0	0	0	0	0	0	0	0	0	0	0	0	.333	.333	
Taveras,W	.000	3	8	1	0	0	0	0	0	0	0	0	1	0	0	3	0	0	0	.000	.111	
Torrealba,Y	.143	4	14	0	2	2	0	0	0	1	1	0	0	0	0	1	0	0	1	.143	.143	
Tulowitzki,T	.231	4	13	1	3	5	2	0	0	1	0	0	0	2	0	5	0	0	0	.385	.333	
Cook,A	.500	1	2	0	1	1	0	0	0	0	0	0	0	0	0	0	0	0	0	.500	.500	
Morales,F	.000	2	1	0	0	0	0	0	0	0	0	0	0	0	1	0	0	0	0	.000	.000	
<b>COLORADO</b>	<b>.218</b>	<b>4</b>	<b>133</b>	<b>10</b>	<b>29</b>	<b>46</b>	<b>6</b>	<b>1</b>	<b>3</b>	<b>10</b>	<b>1</b>	<b>0</b>	<b>2</b>	<b>10</b>	<b>0</b>	<b>36</b>	<b>1</b>	<b>0</b>	<b>2</b>	<b>0</b>	<b>.346</b>	<b>.283</b>
<b>OPPONENTS</b>	<b>.333</b>	<b>4</b>	<b>141</b>	<b>29</b>	<b>47</b>	<b>74</b>	<b>18</b>	<b>0</b>	<b>3</b>	<b>29</b>	<b>2</b>	<b>1</b>	<b>19</b>	<b>3</b>	<b>20</b>	<b>2</b>	<b>0</b>	<b>3</b>	<b>2</b>	<b>.525</b>	<b>.411</b>	
DH	.000	4	5	0	0	0	0	0	0	0	0	0	0	1	0	3	0	0	0	.000	.167	

Postseason

PITCHER	W-L	ERA	G	GS	CG	GF	SHO	SV	IP	H	R	ER	HR	HB	BB	IBB	SO	WP	BK	AVG
Affeldt,J	0-0	0.00	4	0	0	0	0	0	3.0	2	0	0	0	0	1	0	2	0	0	.200
Buchholz,T	0-0	---	0	0	0	0	0	0	0.0	0	0	0	0	0	0	0	0	0	0	.000
Cook,A	0-1	4.50	1	1	0	0	0	0	6.0	6	3	3	1	0	0	0	2	0	0	.261
Corpas,M	0-0	0.00	2	0	0	2	0	0	1.2	1	0	0	0	0	0	0	1	0	0	.167
Fogg,J	0-1	20.25	1	1	0	0	0	0	2.2	10	6	6	0	0	2	1	2	0	0	.588
Francis,J	0-1	13.50	1	1	0	0	0	0	4.0	10	6	6	1	0	3	2	3	0	0	.455
Fuentes,B	0-0	9.82	3	0	0	0	0	0	3.2	6	4	4	1	0	2	0	1	0	0	.375
Hawkins,L	0-0	4.50	2	0	0	2	0	0	2.0	1	1	1	0	0	0	0	2	0	0	.200
Herges,M	0-0	0.00	3	0	0	0	0	0	3.1	1	0	0	0	0	2	0	4	0	0	.100
Jimenez,U	0-1	3.86	1	1	0	0	0	0	4.2	3	2	2	0	1	5	0	2	0	0	.188
Morales,F	0-0	21.00	2	0	0	0	0	0	3.0	7	7	7	0	0	1	0	1	0	1	.438
Redman,M	0-0	---	0	0	0	0	0	0	0.0	0	0	0	0	0	0	0	0	0	0	.000
Speier,R	0-0	---	1	0	0	0	0	0	0.0	0	0	0	0	0	3	0	0	0	0	.000
<b>COLORADO</b>	<b>0-4</b>	<b>7.68</b>	<b>4</b>	<b>4</b>	<b>0</b>	<b>4</b>	<b>0</b>	<b>0</b>	<b>34.0</b>	<b>47</b>	<b>29</b>	<b>29</b>	<b>3</b>	<b>1</b>	<b>19</b>	<b>3</b>	<b>20</b>	<b>0</b>	<b>1</b>	<b>.333</b>
<b>OPPONENTS</b>	<b>4-0</b>	<b>2.50</b>	<b>4</b>	<b>4</b>	<b>0</b>	<b>4</b>	<b>0</b>	<b>3</b>	<b>36.0</b>	<b>29</b>	<b>10</b>	<b>10</b>	<b>3</b>	<b>2</b>	<b>10</b>	<b>0</b>	<b>36</b>	<b>0</b>	<b>0</b>	<b>.218</b>





# 2007 World Series

## Game 1 Oct. 24: Bos 13, Col 1 Fenway Park 0-1

FINAL	1	2	3	4	5	6	7	8	9	R	H	E
COLORADO	0	1	0	0	0	0	0	0	0	1	6	0
BOSTON	3	1	0	2	7	0	0	0	x	13	17	0

Colorado	AB	R	H	BI	BB	K	Boston	AB	R	H	BI	BB	K
Taveras, CF	4	0	0	0	0	2	Pedroia, 2B	5	1	1	2	1	0
Matsui, 2B	4	0	1	0	0	1	Youkilis, 1B	5	3	2	1	1	1
Holliday, LF	4	0	0	0	0	2	Ortiz, DH	5	2	3	2	0	0
Helton, 1B	4	0	2	0	0	1	Hinske, PH-DH	1	0	0	0	0	1
Atkins, 3B	4	1	1	0	0	1	Ramirez, LF	4	3	3	2	1	0
Hawpe, RF	4	0	0	0	0	4	Crisp, CF	1	0	0	0	0	0
Tulowitzki, SS	3	0	2	1	0	0	Lowell, 3B	3	1	1	0	2	0
Torrealba, C	3	0	0	0	0	1	Varitek, C	4	1	2	2	1	2
Spilborghs, DH	2	0	0	0	0	1	Drew, RF	5	1	2	2	0	1
Totals	32	1	6	1	1	12	Lugo, SS	4	0	3	1	1	0
							Cora, SS	0	0	0	0	0	0
							Ellsbury, CF-LF	4	1	0	1	1	1
							Totals	41	13	17	13	8	6

Colorado	IP	H	R	ER	BB	SO	HR
Francis (L, 0-1)	4.0	10	6	6	3	3	1
Morales	0.2	6	7	7	1	0	0
Speier	0.0	0	0	0	3	0	0
Herges	1.1	0	0	0	1	1	0
Affeldt	1.0	1	0	0	0	0	0
Hawkins	1.0	0	0	0	0	2	0
Totals	8.0	17	13	13	8	6	1

Boston	IP	H	R	ER	BB	SO	HR
Beckett (W, 1-0)	7.0	6	1	1	1	9	0
Timlin	1.0	0	0	0	0	2	0
Gagne	1.0	0	0	0	0	1	0
Totals	9.0	6	1	1	1	12	0

## Game 2 Oct. 25: Bos 2, Col 1 Fenway Park 0-2

FINAL	1	2	3	4	5	6	7	8	9	R	H	E
COLORADO	1	0	0	0	0	0	0	0	0	1	5	0
BOSTON	0	0	0	1	1	0	0	0	x	2	6	1

Colorado	AB	R	H	BI	BB	K	Boston	AB	R	H	BI	BB	K
Taveras, CF	3	1	0	0	0	1	Pedroia, 2B	4	0	1	0	1	0
Matsui, 2B	4	0	0	0	0	2	Youkilis, 1B	3	0	0	0	2	0
Holliday, LF	4	0	4	0	0	0	Ortiz, DH	3	1	0	0	1	1
Helton, 1B	3	0	0	1	1	1	Ramirez, LF	4	0	1	0	0	0
Atkins, 3B	4	0	0	0	0	0	Lowell, 3B	3	1	1	1	1	0
Hawpe, RF	4	0	1	0	0	2	Drew, RF	2	0	2	0	1	0
Tulowitzki, SS	2	0	0	0	1	1	Varitek, C	3	0	0	1	0	2
Torrealba, C	2	0	0	0	0	0	Ellsbury, CF	3	0	1	0	1	0
Spilborghs, DH	3	0	0	0	0	3	Lugo, SS	3	0	0	0	0	0
Totals	29	1	5	1	2	10	Totals	28	2	6	2	7	3

Colorado	IP	H	R	ER	BB	SO	HR
Jimenez (L, 0-1)	4.2	3	2	2	5	2	0
Affeldt	0.0	0	0	0	1	0	0
Herges	1.0	1	0	0	1	0	0
Fuentes	2.0	1	0	0	0	1	0
Corpas	0.1	1	0	0	0	0	0
Totals	8.0	6	2	2	7	3	0

Boston	IP	H	R	ER	BB	SO	HR
Schilling (W, 1-0)	5.1	4	1	1	2	4	0
Okajima	2.1	0	0	0	0	4	0
Papelbon (S, 1)	1.1	1	0	0	0	2	0
Totals	9.0	5	1	1	2	10	0

## Game 3 Oct. 27: Bos 10, Col 5 Coors Field 0-3

FINAL	1	2	3	4	5	6	7	8	9	R	H	E
BOSTON	0	0	6	0	0	0	0	3	1	10	15	1
COLORADO	0	0	0	0	0	2	3	0	0	5	11	0

Boston	AB	R	H	BI	BB	K	Colorado	AB	R	H	BI	BB	K
Ellsbury, CF-RF	5	2	4	2	0	0	Matsui, 2B	5	1	3	0	0	1
Pedroia, 2B	5	1	3	2	0	0	Tulowitzki, SS	4	1	1	0	1	1
Papelbon, P	0	0	0	0	0	0	Holliday, LF	5	1	1	3	0	0
Ortiz, 1B	4	1	1	1	0	2	Helton, 1B	4	1	1	0	1	1
Youkilis, 1B	1	0	0	0	0	0	Atkins, 3B	2	1	0	0	2	1
Ramirez, LF	4	0	0	0	1	1	Hawpe, RF	5	0	2	1	0	2
Lowell, 3B	5	2	2	2	0	1	Torrealba, C	5	0	2	1	0	0
Drew, RF	4	0	1	0	0	1	Sullivan, CF	2	0	0	0	0	0
Okajima, P	0	0	0	0	0	0	Spilborghs, PH-CF	2	0	0	0	0	0
Delcarmen, P	0	0	0	0	0	0	Fogg, P	0	0	0	0	0	0
Cora, 2B	0	0	0	0	0	0	Morales, P	1	0	0	0	0	1
Varitek, C	4	1	1	1	0	1	Smith, PH	1	0	1	0	0	0
Lugo, SS	3	2	1	0	2	0	Affeldt, P	0	0	0	0	0	0
Matsuzaka, P	3	0	1	2	0	1	Baker, PH	1	0	0	0	0	0
Lopez, P	0	0	0	0	0	0	Herges, P	0	0	0	0	0	0
Timlin, P	0	0	0	0	0	0	Fuentes, P	0	0	0	0	0	0
Crisp, CF	1	1	1	0	0	0	Taveras, PH	1	0	0	0	0	0
Totals	39	10	15	10	3	7	Totals	38	5	11	5	4	7

Boston	IP	H	R	ER	BB	SO	HR
Matsuzaka (W, 1-0)	5.1	3	2	2	3	5	0
Lopez	0.0	2	0	0	0	0	0
Timlin	0.2	2	2	2	0	0	0
Okajima	1.0	2	1	1	0	2	1
Delcarmen	0.2	1	0	0	1	0	0
Papelbon (S, 2)	1.1	1	0	0	0	0	0
Totals	9.0	11	5	5	4	7	1

Colorado	IP	H	R	ER	BB	SO	HR
Fogg (L, 0-1)	2.2	10	6	6	2	2	0
Morales	2.1	1	0	0	0	1	0
Affeldt	1.0	0	0	0	0	1	0
Herges	1.0	0	0	0	0	3	0
Fuentes	1.0	3	3	3	1	0	0
Hawkins	1.0	1	1	1	0	0	0
Totals	9.0	15	10	10	3	7	0

## Game 4 Oct. 28: Bos 4, Col 3 Coors Field 0-4

FINAL	1	2	3	4	5	6	7	8	9	R	H	E
BOSTON	1	0	0	0	1	0	1	1	0	4	9	0
COLORADO	0	0	0	0	0	0	1	2	0	3	7	0

Boston	AB	R	H	BI	BB	K	Colorado	AB	R	H	BI	BB	K	
Ellsbury, CF-LF	4	1	2	0	0	1	Matsui, 2B	4	0	1	0	0	0	1
Pedroia, 2B	4	0	0	0	0	0	Corpas, P	0	0	0	0	0	0	
Ortiz, 1B	3	0	1	1	0	0	Smith, PH	1	0	0	0	0	1	
Crisp, PR-CF	0	0	0	0	0	0	Tulowitzki, SS	4	0	0	0	0	3	
Ramirez, LF	4	0	0	0	0	1	Holliday, LF	4	0	0	0	0	1	
Okajima, P	0	0	0	0	0	0	Helton, 1B	4	1	2	0	0	0	
Papelbon, P	0	0	0	0	0	0	Atkins, 3B	3	1	1	2	1	0	
Lowell, 3B	4	2	2	1	0	0	Spilborghs, CF	3	0	0	0	1	1	
Drew, RF	4	0	0	0	0	1	Hawpe, RF	3	1	1	1	1	0	
Varitek, C	4	0	2	1	0	0	Torrealba, C	4	0	0	0	0	0	
Lugo, SS	3	0	1	0	0	0	Cook, P	2	0	1	0	0	0	
Lester, P	2	0	0	0	0	1	Affeldt, P	0	0	0	0	0	0	
Delcarmen, P	0	0	0	0	0	0	Sullivan, PH	1	0	1	0	0	0	
Timlin, P	0	0	0	0	0	0	Fuentes, P	0	0	0	0	0	0	
Kielty, PH	1	1	1	0	0	0	Carroll, 2B	1	0	0	0	0	0	
Youkilis, 1B	0	0	0	0	0	0	Totals	34	3	7	3	3	7	
Totals	33	4	9	4	1	4								

Boston	IP	H	R	ER	BB	SO	HR
Lester (W, 1-0)	5.2	3	0	0	3	3	0
Delcarmen	0.2	2	1	1	0	1	1
Timlin	0.2	0	0	0	0	2	0
Okajima	0.1	2	2	2	0	0	1
Papelbon (S, 3)	1.2	0	0	0	0	1	0
Totals	9.0	7	3	3	3	7	2

Colorado	IP	H	R	ER	BB	SO	HR
Cook (L, 0-1)	6.0	6	3	3	0	2	1
Affeldt	1.0	1	0	0	0	1	0
Fuentes	0.2	2	1	1	1	0	0
Corpas	1.1	0	0	0	0	1	0
Totals	9.0	9	4	4	1	4	2



# 1995 Postseason



## Rockies Statistics in 1995 Postseason

PLAYER	AVG	G	AB	R	H	TB	2B	3B	HR	RBI	SH	SF	HP	BB	IBB	SO	SB	CS	GI		SLG	OBP
																			DP	E		
Bates, J	.200	4	5	0	1	1	0	0	0	1	0	0	0	0	0	0	0	0	0	0	.200	.200
Bichette, D	.588	4	17	6	10	16	3	0	1	3	0	0	0	1	0	3	0	0	0	0	.941	.611
Burks, E	.333	2	6	1	2	3	1	0	0	2	0	1	0	0	0	1	0	0	0	1	.500	.286
Castilla, V	.467	4	15	3	7	17	1	0	3	6	0	0	1	0	0	1	0	0	1	1	1.133	.500
Galarraga, A	.278	4	18	1	5	6	1	0	0	2	0	0	0	0	0	6	0	0	0	0	.333	.278
Girardi, J	.125	4	16	0	2	2	0	0	0	0	0	0	0	0	0	2	0	0	2	1	.125	.125
Holmes, D	.000	3	0	0	0	0	0	0	0	0	0	0	0	0	0	0	0	0	0	0	.000	.000
Hubbard, T	.000	3	2	0	0	0	0	0	0	0	0	0	0	0	0	0	0	0	0	0	.000	.000
Kingery, M	.200	4	10	1	2	2	0	0	0	2	0	0	0	0	1	0	0	0	0	0	.200	.200
Leskanic, C	.000	3	0	0	0	0	0	0	0	0	0	0	0	0	0	0	0	0	0	0	.000	.000
Munoz, M	.000	4	0	0	0	0	0	0	0	0	0	0	0	0	0	0	0	0	0	0	.000	.000
Owens, J	.000	1	1	0	0	0	0	0	0	0	0	0	0	0	1	0	0	0	0	0	.000	.000
Painter, L	.000	2	2	0	0	0	0	0	0	0	0	0	0	0	1	0	0	0	0	0	.000	.000
Reed, S	.000	3	0	0	0	0	0	0	0	0	0	0	0	0	0	0	0	0	0	0	.000	.000
Reynoso, A	.000	1	0	0	0	0	0	0	0	0	0	0	0	0	0	0	0	0	0	0	.000	.000
Ritz, K	.000	2	2	0	0	0	0	0	0	0	0	0	0	0	0	0	0	0	0	1	.000	.000
Ruffin, B	.000	4	0	0	0	0	0	0	0	0	0	0	0	0	0	0	0	0	0	0	.000	.000
Saberhagen, B	.000	1	1	0	0	0	0	0	0	0	0	0	0	0	0	0	0	0	0	0	.000	.000
Swift, B	.000	1	3	0	0	0	0	0	0	0	0	0	0	0	2	0	0	0	0	0	.000	.000
Thompson, M	.000	1	0	0	0	0	0	0	0	0	0	0	0	0	0	0	0	0	0	0	.000	.000
Vander Wal, J	.000	4	4	0	0	0	0	0	0	0	0	0	0	0	2	0	0	1	0	0	.000	.000
Walker, L	.214	4	14	3	3	6	0	0	1	3	0	0	1	3	1	4	1	0	1	0	.429	.389
Weiss, W	.167	4	12	1	2	2	0	0	0	0	0	0	1	3	1	3	1	0	0	0	.167	.375
Young, E	.438	4	16	3	7	11	1	0	1	2	0	0	0	2	1	2	1	0	0	3	.688	.500
<b>Totals</b>	<b>.287</b>	<b>4</b>	<b>143</b>	<b>19</b>	<b>41</b>	<b>66</b>	<b>7</b>	<b>0</b>	<b>6</b>	<b>18</b>	<b>3</b>	<b>1</b>	<b>3</b>	<b>9</b>	<b>3</b>	<b>29</b>	<b>3</b>	<b>0</b>	<b>5</b>	<b>7</b>	<b>.462</b>	<b>.340</b>


Postseason

PITCHER	W-L	ERA	G	GS	CG	GF	SHO	SV	IP	H	R	ER	HR	HB	BB	IBB	SO	WP	BK	AVG
Holmes, D	1-0	0.00	3	0	0	1	0	0	1.2	6	2	0	0	0	0	0	2	0	0	.500
Leskanic, C	0-1	6.00	3	0	0	1	0	0	3.0	3	2	2	1	0	0	0	4	0	0	.250
Munoz, M	0-1	13.50	4	0	0	0	0	0	1.1	4	2	2	0	0	1	0	1	0	0	.500
Painter, L	0-0	5.40	1	1	0	0	0	0	5.0	5	3	3	2	0	2	0	4	0	0	.250
Reed, S	0-0	0.00	3	0	0	0	0	0	2.2	2	0	0	0	1	1	1	3	0	0	.200
Reynoso, A	0-0	0.00	1	0	0	0	0	0	1.0	2	0	0	0	0	0	0	0	0	0	.400
Ritz, K	0-0	7.71	2	1	0	0	0	0	7.0	12	7	6	3	0	3	1	5	0	0	.387
Ruffin, B	0-0	2.70	4	0	0	1	0	0	3.1	3	1	1	0	0	2	0	2	0	0	.250
Saberhagen, B	0-1	11.25	1	1	0	0	0	0	4.0	7	6	5	1	0	1	0	3	0	0	.368
Swift, B	0-0	6.00	1	1	0	0	0	0	6.0	7	4	4	0	0	2	0	3	0	0	.318
Thompson, M	0-0	0.00	1	0	0	1	0	1	1.0	0	0	0	0	0	0	0	0	0	0	.000
<b>Totals</b>	<b>1-3</b>	<b>5.75</b>	<b>4</b>	<b>4</b>	<b>0</b>	<b>4</b>	<b>0</b>	<b>1</b>	<b>36.0</b>	<b>51</b>	<b>27</b>	<b>23</b>	<b>7</b>	<b>1</b>	<b>12</b>	<b>2</b>	<b>27</b>	<b>0</b>	<b>0</b>	<b>.331</b>

## 1995 POSTSEASON ROSTER

**Manager:** Don Baylor (25); **Coaches:** Larry Bearnarth (36), Ron Hassey (29), Art Howe (41), Rick Mathews (37), Don Zimmer (23); **Trainer:** Dave Cilladi

No.	Name	Pos.	No.	Name	Pos.
6	Bates, Jason	INF	39	Reed, Steve	RHP
10	Bichette, Dante	OF	23	Rekar, Bryan	RHP
26	Burks, Ellis	OF	42	Reynoso, Armando	RHP
9	Castilla, Vinny	INF	30	Ritz, Kevin	RHP
14	Galarraga, Andres	INF	18	Ruffin, Bruce	LHP
7	Girardi, Joe	C	31	Saberhagen, Bret	RHP
40	Holmes, Darren	RHP	20	Swift, Bill	RHP
1	Hubbard, Trinidad	OF	32	Thompson, Mark	RHP
12	Kingery, Mike	OF	35	Vander Wal, John	OF
16	Leskanic, Curtis	RHP	33	Walker, Larry	OF
43	Munoz, Mike	LHP	22	Weiss, Walt	INF
34	Owens, Jayhawk	C	21	Young, Eric	INF
28	Painter, Lance	LHP			







# 1995 Division Series

## Game 1 Oct. 3: Atl 5, Col 4 0-1 Coors Field

FINAL	1	2	3	4	5	6	7	8	9	R	H	E
ATLANTA	0	0	1	0	0	2	0	1	1	5	12	1
COLORADO	0	0	0	0	3	0	0	1	0	4	13	4

Atlanta	AB	R	H	BI	BB	K	Colorado	AB	R	H	BI	BB	K
Grissom, CF	5	1	2	1	0	0	Young, 2B	4	0	2	0	1	0
Lemke, 2B	5	0	1	0	0	1	Girardi, C	3	0	1	0	0	0
C. Jones, 3B	5	2	2	2	0	0	Vander Wal, PH	1	0	0	0	0	0
McGriff, 1B	5	0	1	0	0	1	Munoz, P	0	0	0	0	0	0
Justice, RF	2	1	1	0	2	1	Holmes, P	0	0	0	0	0	0
Klesko, LF	4	1	3	0	0	1	Kingery, CF	1	0	1	0	0	0
McMichael, P	0	0	0	0	0	0	Bichette, LF	4	1	2	0	1	0
Pena, P	0	0	0	0	0	0	Walker, RF	3	1	1	0	2	0
Wohlers, P	0	0	0	0	0	0	Galarraga, 1B	5	1	2	0	0	1
O'Brien, C	2	0	0	0	0	1	Burks, CF	3	0	2	2	0	0
Polonia, PH	1	0	0	1	0	0	Leskanic, P	0	0	0	0	0	0
Lopez, C	1	0	1	0	0	0	Painter, PH	1	0	0	0	0	1
Blauser, SS	2	0	0	0	1	1	Castilla, 3B	3	1	2	2	0	0
Smith, PH	1	0	1	0	0	0	Hubbard, PR	0	0	0	0	0	0
Belliard, SS	0	0	0	0	0	0	Owens, C	1	0	0	0	1	0
Maddux, P	3	0	0	0	0	0	Weiss, SS	2	0	0	0	1	0
Devereaux, PH	1	0	0	0	0	0	Ritz, P	2	0	0	0	0	0
<b>Totals</b>	<b>37</b>	<b>5</b>	<b>12</b>	<b>5</b>	<b>3</b>	<b>7</b>	Reed, P	0	0	0	0	0	0
							Ruffin, P	0	0	0	0	0	0
							Bates, PH-3B	1	0	0	0	0	0
							<b>Totals</b>	<b>34</b>	<b>4</b>	<b>13</b>	<b>4</b>	<b>5</b>	<b>3</b>

Atlanta	IP	H	R	ER	BB	SO	HR
Maddux	7.0	9	3	3	2	0	1
McMichael	0.1	1	1	1	1	0	0
Pena (W, 1-0)	0.2	1	0	0	1	1	0
Wohlers (S, 1)	1.0	2	0	0	1	2	0
<b>Totals</b>	<b>9.0</b>	<b>13</b>	<b>4</b>	<b>4</b>	<b>5</b>	<b>3</b>	<b>1</b>

Colorado	IP	H	R	ER	BB	SO	HR
Ritz	5.1	7	3	2	2	4	2
Reed	1.0	1	0	0	1	1	0
Ruffin	0.2	0	0	0	0	0	0
Munoz	0.2	1	1	1	0	1	0
Holmes	0.1	2	0	0	0	0	0
Leskanic (L, 0-1)	1.0	1	1	1	0	1	1
<b>Totals</b>	<b>9.0</b>	<b>12</b>	<b>5</b>	<b>4</b>	<b>3</b>	<b>7</b>	<b>3</b>

## Game 2 Oct. 4: Atl 7, Col 4 0-2 Coors Field

FINAL	1	2	3	4	5	6	7	8	9	R	H	E
ATLANTA	1	0	1	1	0	0	0	0	4	7	13	1
COLORADO	0	0	0	0	0	3	0	1	0	4	8	2

Atlanta	AB	R	H	BI	BB	K	Colorado	AB	R	H	BI	BB	K
Grissom, CF	6	2	2	2	0	2	Young, 2B	5	0	1	0	0	1
Lemke, 2B	4	1	1	0	1	0	Burks, CF	3	1	0	0	0	1
C. Jones, 3B	5	1	3	0	0	0	Kingery, CF	2	0	0	0	0	0
McGriff, 1B	4	1	1	1	1	2	Bichette, LF	4	2	3	0	0	0
Justice, RF	4	0	1	0	1	0	Walker, RF	4	1	1	3	0	1
Lopez, C	4	0	1	1	0	2	Galarraga, 1B	4	0	1	1	0	1
Klesko, LF	3	0	0	0	0	1	Castilla, 3B	3	0	0	0	0	0
Devereaux, PH	2	1	1	0	0	0	Girardi, C	4	0	0	0	0	0
Blauser, SS	2	0	0	0	0	1	Weiss, SS	3	0	1	0	1	1
Polonia, PH	1	0	0	0	0	1	Painter, P	1	0	0	0	0	0
Avery, P	0	0	0	0	0	0	Hubbard, PH	1	0	0	0	0	0
Pena, P	0	0	0	0	0	0	Reed, P	0	0	0	0	0	0
Mordecai, PH	1	1	1	0	0	0	Ruffin, P	0	0	0	0	0	0
Wohlers, P	0	0	0	0	0	0	Bates, PH	1	0	1	0	0	0
Glavine, P	3	0	1	0	0	0	Leskanic, P	0	0	0	0	0	0
Smith, PH	1	0	1	0	0	0	Munoz, P	0	0	0	0	0	0
Belliard, SS	1	0	0	0	0	0	Holmes, P	0	0	0	0	0	0
<b>Totals</b>	<b>41</b>	<b>7</b>	<b>13</b>	<b>5</b>	<b>3</b>	<b>10</b>	Vander Wal, PH	1	0	0	0	0	1
							<b>Totals</b>	<b>36</b>	<b>4</b>	<b>8</b>	<b>4</b>	<b>1</b>	<b>6</b>

Atlanta	IP	H	R	ER	BB	SO	HR
Glavine	7.0	5	3	2	1	3	1
Avery	0.2	1	1	1	0	1	0
Pena (W, 2-0)	0.1	1	0	0	0	0	0
Wohlers (S, 2)	1.0	1	0	0	0	2	0
<b>Totals</b>	<b>9.0</b>	<b>8</b>	<b>4</b>	<b>3</b>	<b>1</b>	<b>6</b>	<b>1</b>

Colorado	IP	H	R	ER	BB	SO	HR
Painter	5.0	5	3	3	2	4	2
Reed	1.1	1	0	0	0	1	0
Ruffin	0.2	2	0	0	1	1	0
Leskanic	1.0	2	1	1	0	2	0
Munoz (L, 0-1)	0.1	1	1	1	0	0	0
Holmes	0.2	2	2	0	0	2	0
<b>Totals</b>	<b>9.0</b>	<b>13</b>	<b>7</b>	<b>5</b>	<b>3</b>	<b>10</b>	<b>2</b>

## Game 3 Oct. 6: Col 7, Atl 5 1-2 Atlanta-Fulton County Stadium

FINAL	1	2	3	4	5	6	7	8	9	10	R	H	E
COLORADO	1	0	2	0	0	2	0	0	0	2	7	9	0
ATLANTA	0	0	0	3	0	0	1	0	1	0	5	11	0

Colorado	AB	R	H	BI	BB	K	Atlanta	AB	R	H	BI	BB	K
Young, 2B	3	2	1	2	1	0	Grissom, CF	5	0	2	0	0	1
Reed, P	0	0	0	0	0	0	Lemke, 2B	5	0	0	0	0	1
Munoz, P	0	0	0	0	0	0	C. Jones, 3B	5	0	1	0	0	1
Leskanic, P	0	0	0	0	0	0	McGriff, 1B	4	1	1	0	1	0
Ruffin, P	0	0	0	0	0	0	Justice, RF	3	1	0	0	0	1
Holmes, P	0	0	0	0	0	0	Klesko, LF	4	3	3	1	0	1
Vander Wal, PH	1	0	0	0	0	0	Lopez, C	4	0	2	2	0	0
Thompson, P	0	0	0	0	0	0	Blauser, SS	2	0	0	0	0	1
Kingery, CF	4	0	0	0	0	1	Belliard, SS	0	0	0	0	0	0
Bichette, LF	5	2	3	0	0	2	Smith, PH	0	0	0	0	0	0
Walker, RF	3	1	1	0	1	1	Mordecai, PH	2	0	1	1	0	0
Galarraga, 1B	5	0	1	0	1	0	Smoltz, P	2	0	0	0	0	0
Castilla, 3B	5	1	2	3	0	1	Clontz, P	0	0	0	0	0	0
Girardi, C	5	0	0	0	0	1	Devereaux, PH	1	0	0	0	0	0
Weiss, SS	3	1	1	0	1	1	Borbon, P	0	0	0	0	0	0
Swift, P	3	0	0	0	0	2	McMichael, P	0	0	0	0	0	0
Bates, 2B	1	0	0	0	0	0	Polonia, PH	1	0	1	1	0	0
<b>Totals</b>	<b>38</b>	<b>7</b>	<b>9</b>	<b>6</b>	<b>3</b>	<b>12</b>	Wohlers, P	0	0	0	0	0	0
							Mercker, P	0	0	0	0	0	0
							<b>Totals</b>	<b>38</b>	<b>5</b>	<b>11</b>	<b>5</b>	<b>2</b>	<b>6</b>

Colorado	IP	H	R	ER	BB	SO	HR
Swift	6.0	7	4	4	2	3	0
Reed	0.1	0	0	0	0	0	1
Munoz	0.0	1	0	0	0	0	0
Leskanic	1.0	0	0	0	0	1	0
Ruffin	1.0	1	1	1	0	1	0
Holmes (W, 1-0)	0.2	2	0	0	0	0	0
Thompson (S, 1)	1.0	0	0	0	0	0	0
<b>Totals</b>	<b>10.0</b>	<b>11</b>	<b>5</b>	<b>5</b>	<b>2</b>	<b>5</b>	<b>1</b>

Atlanta	IP	H	R	ER	BB	SO	HR
Smoltz	5.2	5	5	5	1	6	2
Clontz	1.1	0	0	0	0	2	0
Borbon	1.0	1	0	0	0	3	0
McMichael	1.0	0	0	0	1	1	0
Wohlers (L, 0-1)	0.2	3	2	2	1	0	0
Mercker	0.1	0	0	0	0	0	0
<b>Totals</b>	<b>10.0</b>	<b>9</b>	<b>7</b>	<b>7</b>	<b>3</b>	<b>12</b>	<b>2</b>

## Game 4 Oct. 7: Atl 10, Col 4 1-3 Atlanta-Fulton County Stadium

FINAL	1	2	3	4	5	6	7	8	9	R	H	E
COLORADO	0	0	3	0	1	0	0	0	0	4	11	

Colorado will travel to Texas to face the defending American League Champions from 2010 and 2011. It will be the Rockies first trip to Rangers Ballpark at Arlington since 2001.



# 2012 OPPONENTS





# All-Time Record vs. Opponents

## - 2011 -

	HOME		ROAD		TOTALS	
	W	L	W	L	W	L
VS. ATLANTA	2	2	0	4	2	6
VS. FLORIDA	2	1	1	2	3	3
VS. NEW YORK	1	2	4	0	5	2
VS. PHILADELPHIA	0	3	1	1	1	4
VS. WASHINGTON / MON.	2	2	2	1	4	3
<b>TOTALS VS. EAST</b>	<b>7</b>	<b>10</b>	<b>8</b>	<b>8</b>	<b>15</b>	<b>18</b>

	HOME		ROAD		TOTALS	
	W	L	W	L	W	L
VS. CHICAGO	2	1	2	1	4	2
VS. CINCINNATI	2	1	2	2	4	3
VS. HOUSTON	3	0	2	2	5	2
VS. MILWAUKEE	2	2	1	4	3	6
VS. PITTSBURGH	1	2	3	1	4	3
VS. ST. LOUIS	1	2	1	2	2	4
<b>TOTALS VS. CENTRAL</b>	<b>11</b>	<b>8</b>	<b>11</b>	<b>12</b>	<b>22</b>	<b>20</b>

	HOME		ROAD		TOTALS	
	W	L	W	L	W	L
VS. ARIZONA	3	6	2	7	5	13
VS. LOS ANGELES	6	3	3	6	9	9
VS. SAN DIEGO	3	6	6	3	9	9
VS. SAN FRANCISCO	3	6	2	7	5	13
<b>TOTALS VS. WEST</b>	<b>15</b>	<b>21</b>	<b>13</b>	<b>23</b>	<b>28</b>	<b>44</b>

<b>TOTALS VS. N.L.</b>	<b>33</b>	<b>39</b>	<b>32</b>	<b>43</b>	<b>65</b>	<b>82</b>
------------------------	-----------	-----------	-----------	-----------	-----------	-----------

	HOME		ROAD		TOTALS	
	W	L	W	L	W	L
VS. BALTIMORE	-	-	-	-	-	-
VS. BOSTON	-	-	-	-	-	-
VS. NEW YORK	-	-	1	2	1	2
VS. TAMPA BAY	-	-	-	-	-	-
VS. TORONTO	-	-	-	-	-	-
<b>TOTALS VS. EAST</b>	<b>0</b>	<b>0</b>	<b>1</b>	<b>2</b>	<b>1</b>	<b>2</b>

	HOME		ROAD		TOTALS	
	W	L	W	L	W	L
VS. CHICAGO	1	2	-	-	1	2
VS. CLEVELAND	-	-	2	1	2	1
VS. DETROIT	2	1	-	-	2	1
VS. KANSAS CITY	2	1	-	-	2	1
VS. MINNESOTA	-	-	-	-	-	-
<b>TOTALS VS. CENTRAL</b>	<b>5</b>	<b>4</b>	<b>2</b>	<b>1</b>	<b>7</b>	<b>5</b>

	HOME		ROAD		TOTALS	
	W	L	W	L	W	L
VS. LOS ANGELES	-	-	-	-	-	-
VS. OAKLAND	-	-	-	-	-	-
VS. SEATTLE	-	-	-	-	-	-
VS. TEXAS	-	-	-	-	-	-
<b>TOTALS VS. WEST</b>	<b>0</b>	<b>0</b>	<b>0</b>	<b>0</b>	<b>0</b>	<b>0</b>

<b>TOTALS VS. A.L.</b>	<b>5</b>	<b>4</b>	<b>3</b>	<b>3</b>	<b>8</b>	<b>7</b>
------------------------	----------	----------	----------	----------	----------	----------

<b>OVERALL TOTALS</b>	<b>38</b>	<b>43</b>	<b>35</b>	<b>46</b>	<b>73</b>	<b>89</b>
-----------------------	-----------	-----------	-----------	-----------	-----------	-----------

## - ALL-TIME -

	HOME		ROAD		TOTALS	
	W	L	W	L	W	L
VS. ATLANTA	34	43	23	49	59	98
VS. FLORIDA	47	29	28	47	78	79
VS. NEW YORK	44	27	22	51	71	80
VS. PHILADELPHIA	30	37	29	42	60	83
VS. WASHINGTON / MON.	44	27	41	32	89	62
<b>TOTALS VS. EAST</b>	<b>199</b>	<b>163</b>	<b>143</b>	<b>221</b>	<b>338</b>	<b>362</b>

	HOME		ROAD		TOTALS	
	W	L	W	L	W	L
VS. CHICAGO	39	38	32	39	75	79
VS. CINCINNATI	47	28	29	45	80	76
VS. HOUSTON	43	27	26	49	74	78
VS. MILWAUKEE	33	15	18	27	54	48
VS. PITTSBURGH	44	29	34	45	82	77
VS. ST. LOUIS	43	36	36	42	81	82
<b>TOTALS VS. CENTRAL</b>	<b>249</b>	<b>173</b>	<b>175</b>	<b>247</b>	<b>424</b>	<b>420</b>

	HOME		ROAD		TOTALS	
	W	L	W	L	W	L
VS. ARIZONA	60	52	39	72	104	137
VS. LOS ANGELES	65	80	55	85	129	174
VS. SAN DIEGO	77	64	72	72	158	145
VS. SAN FRANCISCO	77	63	50	93	132	169
<b>TOTALS VS. WEST</b>	<b>279</b>	<b>259</b>	<b>216</b>	<b>322</b>	<b>495</b>	<b>581</b>

<b>TOTALS VS. N.L.</b>	<b>727</b>	<b>595</b>	<b>534</b>	<b>790</b>	<b>1257</b>	<b>1363</b>
------------------------	------------	------------	------------	------------	-------------	-------------

	HOME		ROAD		TOTALS	
	W	L	W	L	W	L
VS. BALTIMORE	2	1	3	3	5	4
VS. BOSTON	4	2	3	3	7	5
VS. NEW YORK	4	2	1	5	5	7
VS. TAMPA BAY	7	2	0	3	7	5
VS. TORONTO	6	0	0	6	6	6
<b>TOTALS VS. EAST</b>	<b>23</b>	<b>7</b>	<b>7</b>	<b>20</b>	<b>30</b>	<b>27</b>

	HOME		ROAD		TOTALS	
	W	L	W	L	W	L
VS. CHICAGO	1	5	2	1	3	6
VS. CLEVELAND	7	2	3	6	10	8
VS. DETROIT	9	3	4	5	13	8
VS. KANSAS CITY	7	5	2	4	9	9
VS. MINNESOTA	2	1	2	4	4	5
<b>TOTALS VS. CENTRAL</b>	<b>26</b>	<b>16</b>	<b>13</b>	<b>20</b>	<b>39</b>	<b>36</b>

	HOME		ROAD		TOTALS	
	W	L	W	L	W	L
VS. LOS ANGELES	2	6	6	11	8	17
VS. OAKLAND	8	3	4	7	12	10
VS. SEATTLE	7	4	5	9	12	13
VS. TEXAS	7	4	3	5	10	9
<b>TOTALS VS. WEST</b>	<b>24</b>	<b>17</b>	<b>18</b>	<b>32</b>	<b>42</b>	<b>49</b>

<b>TOTALS VS. A.L.</b>	<b>73</b>	<b>40</b>	<b>38</b>	<b>72</b>	<b>103</b>	<b>105</b>
------------------------	-----------	-----------	-----------	-----------	------------	------------

<b>OVERALL TOTALS</b>	<b>833</b>	<b>674</b>	<b>604</b>	<b>905</b>	<b>1437</b>	<b>1579</b>
-----------------------	------------	------------	------------	------------	-------------	-------------

## YEAR-BY-YEAR INTERLEAGUE RECORD



YEAR	HOME	ROAD	TOTAL
1997	6-2	3-5	9-7
1998	3-3	1-5	4-8
1999	2-4	2-4	4-8
2000	5-1	1-5	6-6
2001	1-5	1-5	2-10
2002	5-4	2-7	7-11
2003	6-3	3-3	9-6
2004	7-2	1-8	8-10
2005	5-4	1-5	6-9
2006	7-2	4-2	11-4
2007	6-3	4-5	10-8
2008	5-1	2-7	7-8
2009	5-1	6-3	11-4
2010	5-1	4-5	9-6
2011	5-4	3-3	8-7
<b>Totals</b>	<b>73-40</b>	<b>38-72</b>	<b>111-112</b>



**Arizona Diamondbacks**  
401 East Jefferson Street  
Phoenix, AZ 85004  
Phone: (602) 462-6000

**Chase Field**

Capacity: 48,635 Year Opened: 1998

**Public Relations Information**

Senior Vice President, Communications:

Josh Rawitch - (602) 462 6746

E-mail: JRawitch@dbacks.com

Director, Player & Media Relations:

Casey Wilcox - (602) 462-6661

E-mail: CWilcox@dbacks.com

Manager, Player & Media Relations:

Pat O'Connell - (602) 462-6586

E-mail: POconnell@dbacks.com

Coordinator, Communications:

Jim Myers - (602) 462-6688

E-mail: JMyers@dbacks.com

Player/Media Rel. Phone: (602) 462-6519

Player/Media Rel. Fax: (602) 462-6527

Press Box Phone: (602) 462-4565

## All-Time vs. Diamondbacks

YEAR	HOME	ROAD	TOTAL
1998	3-3	3-3	6-6
1999	4-3	3-3	7-6
2000	4-2	2-5	6-7
2001	5-5	1-8	6-13
2002	4-5	1-9	5-14
2003	6-4	3-6	9-10
2004	8-1	5-5	13-6
2005	3-6	4-5	7-11
2006	3-7	4-5	7-12
2007	5-4	5-4	10-8
2008	2-7	1-8	3-15
2009	6-3	5-4	11-7
2010	7-2	2-7	9-9
2011	3-6	2-7	5-13
<b>Totals</b>	<b>63-58</b>	<b>41-79</b>	<b>104-37</b>

SINGLE-GAME HIGHS

**COLORADO**

**Runs:**

20, 9/23/03 vs. ARI

**Hits:**

23, 6/18/00 vs. ARI

**Winning Margin:**

17, 6/18/00 vs. ARI

**ARIZONA**

**Runs:**

17, 9/28/02 vs. COL

**Hits:**

19, 2x, last: 9/21/08 at COL

**Winning Margin:**

10, 9/13/03 vs. COL

LONGEST WIN STREAKS

**COLORADO:** ..... 7 games, July 23, 2004-September 13, 2004

**ARIZONA:** ..... 7 games, October 2, 2001-April 14, 2002

# Atlanta Braves



**Atlanta Braves**

755 Hank Aaron Drive  
Atlanta, GA 30315  
Phone: (404) 522-7630

**Turner Field**

Capacity: 49,586 Year Opened: 1997

**Public Relations Information**

Director of Media Relations:

Brad Hainje (404) 614-1307

E-mail: brad.hainje@braves.com

Media Relations Manager:

Adrienne Midgley (404) 614-1556

E-mail: adrienne.midgley@braves.com

Media Relations Coordinator:

Jim Misudek (404) 614-1379

E-mail: jim.misudek@braves.com

Media Relations Trainee:

Kyle Brostowitz (404) 614-1541

E-mail: kyle.brostowitz@braves.com

Media Relations Fax: (404) 614-1397

Press Box Phone: (404) 614-1463

## All-Time vs. Braves

YEAR	HOME	ROAD	TOTAL
1993	0-7	0-6	0-13
1994	1-5	1-3	2-8
1995	2-4	2-5	4-9
1996	5-1	2-4	7-5
1997	3-3	3-2	6-5
1998	1-3	2-2	3-5
1999	3-3	1-2	4-5
2000	1-2	3-3	4-5
2001	1-2	1-2	2-4
2002	1-2	2-2	3-4
2003	0-3	0-3	0-6
2004	2-1	0-3	2-4
2005	2-1	2-1	4-2
2006	3-1	0-2	3-3
2007	1-2	1-2	2-4
2008	3-1	0-3	3-4
2009	2-2	2-2	4-4
2010	3-0	1-2	4-2
2011	2-2	0-4	2-6
<b>Totals</b>	<b>36-45</b>	<b>23-53</b>	<b>59-98</b>

SINGLE-GAME HIGHS

**COLORADO**

**Runs:**

19, 6/7/96 vs. ATL

**Hits:**

21, 6/7/96 vs. ATL

**Winning Margin:**

12, 8/12/95 at ATL

**ATLANTA**

**Runs:**

20, 4/18/99 at COL

**Hits:**

24, 4/18/99 at COL

**Winning Margin:**

15, 4/18/99 vs. ATL

LONGEST WIN STREAKS

**COLORADO:** ..... 3 games, 5x, last: August 23-35, 2010

**ATLANTA:** ..... 16 games, May 6, 1993-May 22, 1994





# Chicago Cubs



**Chicago Cubs**  
 Wrigley Field  
 1060 W. Addison Street  
 Chicago, IL 60613  
 Phone: (773) 404-2827

**Wrigley Field**  
 Capacity: 41,159 Year Opened: 1914

### Public Relations Information

Director, Media Relations:  
 Peter Chase - (773) 404-4020  
 E-mail: pchase@cubs.com  
Assistant Director, Media Relations:  
 Jason Carr - (773) 404-4023  
 E-mail: jcarr@cubs.com  
Assistant, Media Relations:  
 Dusty Harrington - (773) 404-4049  
 E-mail: dharrington@cubs.com

Media Relations Phone: (773) 404-4191  
 Media Relations Fax: (773) 404-4129  
 Press Box Phone: (773) 404-4209/4210

## All-Time vs. Cubs

YEAR	HOME	ROAD	TOTAL
1993	3-3	1-5	4-8
1994	1-5	5-1	6-6
1995	3-4	4-2	7-6
1996	2-4	5-1	7-5
1997	6-0	3-2	9-2
1998	1-5	1-2	2-7
1999	1-2	4-2	5-4
2000	4-2	1-2	5-4
2001	2-1	1-2	3-3
2002	1-2	1-2	2-4
2003	2-1	1-2	3-3
2004	0-3	1-2	1-5
2005	2-1	1-3	3-4
2006	2-1	2-1	4-2
2007	2-2	0-3	2-5
2008	1-1	0-4	1-5
2009	3-1	1-1	4-2
2010	3-0	0-2	3-2
2011	2-1	2-1	4-2
<b>Totals</b>	<b>41-39</b>	<b>34-40</b>	<b>75-79</b>

### SINGLE-GAME HIGHS

#### COLORADO

**Runs:**  
 17, 7/30/10 vs. CHC  
**Hits:**  
 21, 2x, last: 7/30/10 vs. CHC  
**Winning Margin:**  
 15, 7/30/10 vs. CHC

#### CHICAGO CUBS

**Runs:**  
 26, 8/18/95 at COL  
**Hits:**  
 27, 8/18/95 at COL  
**Winning Margin:**  
 19, 8/18/95 at COL

### LONGEST WIN STREAKS

**COLORADO:** ..... 7 games, August 2, 1996-May 1, 1997  
**CUBS:** ..... 6 games, 2x, last: October 1, 2006-August 10, 2007



# Cincinnati Reds



**Cincinnati Reds**  
 Great American Ball Park  
 100 Joe Nuxhall Way  
 Cincinnati, OH 45202  
 Phone: (513) 765-7800

**Great American Ball Park**  
 Capacity: 42,319 Year Opened: 2003

### Public Relations Information

Director of Media Relations:  
 Rob Butcher (513) 765-7090  
 E-mail: RButcher@reds.com  
Assistant Director of Media Relations:  
 Larry Herms (513) 765-7092  
 E-mail: LHerms@reds.com  
Assistant Director of Media Relations:  
 Jamie Ramsey (513) 765-7093  
 E-mail: JRamsey@reds.com

Media Relations Phone: (513) 765-7800  
 Media Relations Fax: (513) 765-7180  
 Press Box Phone: (513) 765-7350  
 Visiting Media Relations PB Phone: (513) 765-7160

## All-Time vs. Reds

YEAR	HOME	ROAD	TOTAL
1993	4-2	0-7	4-9
1994	3-1	1-3	4-4
1995	5-1	2-4	7-5
1996	3-4	3-3	6-7
1997	4-2	2-3	6-5
1998	3-3	2-1	5-4
1999	0-3	2-4	2-7
2000	2-4	1-2	3-6
2001	1-2	5-1	6-3
2002	3-0	0-3	3-3
2003	1-2	1-2	2-4
2004	2-1	1-2	3-3
2005	3-0	0-3	3-3
2006	1-1	0-4	1-5
2007	2-1	2-1	4-2
2008	2-1	3-0	5-1
2009	4-0	3-0	7-0
2010	4-0	1-3	5-3
2011	2-1	2-2	4-3
<b>Totals</b>	<b>49-29</b>	<b>31-47</b>	<b>80-76</b>

### SINGLE-GAME HIGHS

#### COLORADO

**Runs:**  
 16, 8/10/01 at CIN  
**Hits:**  
 19, 3x, last: 6/3/05 vs. CIN  
**Winning Margin:**  
 11, 3x, last: 7/27/08 at CIN

#### CINCINNATI

**Runs:**  
 24, 5/19/99 at COL  
**Hits:**  
 28, 5/19/99 at COL  
**Winning Margin:**  
 12, 2x, last: 5/19/99 at COL

### LONGEST WIN STREAKS

**COLORADO:** ..... 9 games, August 23, 2008-September 10, 2009  
**CINCINNATI:** ..... 6 games, June 22, 2000-April 28, 2001



# Detroit Tigers



**Detroit Tigers**  
Comerica Park  
2100 Woodward Ave.  
Detroit, MI 48201  
Phone: (313) 471-2000

**Comerica Park**  
Capacity: 41,255 Year Opened: 2000

### Public Relations Information

VP. Communications:  
Ron Colangelo (313) 471-2024  
E-Mail: ron.colangelo@detroittigers.com  
Director, Baseball Media Relations:  
Brian Britten (313) 471-2276  
E-Mail: brian.britten@detroittigers.com  
Manager, Baseball Media Relations:  
Rick Thompson (313) 471-2114  
E-Mail: rick.thompson@detroittigers.com  
Coordinator, Baseball Media Relations:  
Aileen Villarreal (313) 471-2227  
E-Mail: aileen.villarreal@detroittigers.com

Media Relations Fax: (313) 471-2138  
Press Box Phone: (313) 471-2103/2104

## All-Time vs. Tigers

YEAR	HOME	ROAD	TOTAL
2003	2-1	2-1	4-2
2004	3-0	-	3-0
2005	2-1	-	2-1
2008	-	0-3	0-3
2009	-	2-1	2-1
2011	2-1	-	2-1
<b>Totals</b>	<b>9-3</b>	<b>4-5</b>	<b>13-8</b>

### SINGLE-GAME HIGHS

**COLORADO**  
**Runs:**  
11, 7/3/04 vs DET  
**Hits:**  
16, 7/3/04 vs DET  
**Winning Margin:**  
5, 2x (6/13/03 at DET, 7/3/04 vs. DET)

**DETROIT**  
**Runs:**  
9, 6/14/03 vs COL  
**Hits:**  
16, 7/2/04 vs COL  
**Winning Margin:**  
6, 6/27/08 vs. COL

### LONGEST WIN STREAKS

**COLORADO:** ..... 6, June 21, 2003-June 10, 2005  
**DETROIT:** ..... 4, June 27, 2008-May 22, 2009

Opponents

# Houston Astros



**Houston Astros**  
Minute Maid Park  
501 Crawford St.  
Houston, TX 77002  
(713) 259-8000

**Minute Maid Park**  
Capacity: 40,966 Year Opened: 2000

### Public Relations Information

Sr. Director of Media Relations:  
Gene Dias (713) 259-8985  
E-mail: gdias@astros.com  
Media Relations Manager:  
Steve Grande (713) 259-8990  
E-mail: sgrande@astros.com  
Media Relations Coordinator:  
MJ Trahan (713) 259-8545  
E-mail: mtrahan@astros.com

Media Relations Phone: (713) 259-8900  
Media Relations Fax: (713) 259-8025  
Press Box Phone: (713) 259-8574  
Press Box Fax: (713) 259-8032

## All-Time vs. Astros

YEAR	HOME	ROAD	TOTAL
1993	7-0	4-2	11-2
1994	2-1	3-4	5-5
1995	2-1	2-3	4-4
1996	5-1	3-4	8-5
1997	3-2	2-4	5-6
1998	4-1	2-4	6-5
1999	1-3	1-3	2-6
2000	4-2	1-2	5-4
2001	2-1	0-3	2-4
2002	2-1	1-2	3-3
2003	1-2	1-2	2-4
2004	1-2	0-3	1-5
2005	1-2	0-3	1-5
2006	3-0	1-2	4-2
2007	2-1	1-3	3-4
2008	1-2	2-1	3-3
2009	1-2	1-3	2-5
2010	1-3	1-1	2-4
2011	3-0	2-2	5-2
<b>Totals</b>	<b>46-27</b>	<b>28-51</b>	<b>74-78</b>

### SINGLE-GAME HIGHS

**COLORADO**  
**Runs:**  
19, 9/25/11 at HOU  
**Hits:**  
25, 9/25/11 at HOU  
**Winning Margin:**  
16, 9/25/11 at HOU

**HOUSTON**  
**Runs:**  
16, 3x, last: 7/28/99 at COL  
**Hits:**  
24, 5/13/09 vs. HOU  
**Winning Margin:**  
13, 4/3/98 vs. COL

### LONGEST WIN STREAKS

**COLORADO:** ..... 6 games, September 8, 1996-April 28, 1997  
**HOUSTON:** ..... 7 games, October 1, 2004-June 27, 2005





# Los Angeles Angels of Anaheim



## Los Angeles Angels of Anaheim

Angel Stadium of Anaheim  
2000 Gene Autry Way  
Anaheim, CA 92806  
Phone: (714) 940-2000

### Angel Stadium of Anaheim

Capacity: 45,389 Year Opened: 1966

### Public Relations Information

#### Vice President, Communications:

Tim Mead - (714) 940-2003

E-mail: tim.mead@angels.com

#### Manager, Communications:

Eric Kay - (714) 940-2173

E-mail: eric.kay@angels.com

#### Media Relations Representative:

Ryan Cavinder - (714) 940-2014

E-mail: ryan.cavinder@angels.com

#### Media Relations Representative:

Jennifer Hoyer - (714) 940-2013

E-mail: jennifer.hoyer@angels.com

Media Relations Phone: (714) 940-2014

Media Relations Fax: (714) 940-2205

Press Box Phone: (714) 940-2703, 2705

## All-Time vs. Angels

YEAR	HOME	ROAD	TOTAL
1997	1-1	2-0	3-1
1998	-	0-3	0-3
1999	1-2	-	1-2
2000	-	0-3	0-3
2001	0-3	-	0-3
2006	-	2-1	2-1
2009	-	1-2	1-2
2010	-	1-2	1-2
<b>Totals</b>	<b>2-6</b>	<b>6-11</b>	<b>8-17</b>

### SINGLE-GAME HIGHS

#### **COLORADO**

##### **Runs:**

12, 6/27/06 at LAA

##### **Hits:**

18, 6/27/06 at LAA

**Winning Margin:**  
10, 6/22/09 at LAA

#### **ANGELS**

##### **Runs:**

12, 7/7/00 vs. COL

##### **Hits:**

16, 7/7/01 at COL

**Winning Margin:**  
8, 3x, last: 6/24/09 vs. COL

### LONGEST WIN STREAKS

**COLORADO:** ..... 3 games, June 27, 2006-June 22, 2009

**ANGELS:** ..... 7 games, July 7, 2000-June 26, 2006



# Los Angeles Dodgers



## Los Angeles Dodgers

Dodger Stadium  
1000 Elysian Park Avenue  
Los Angeles, CA 90009  
Phone: (323) 224-1500

### Dodger Stadium

Capacity: 56,000 Year Opened: 1962

### Public Relations Information

#### Assistant Director, Public Relations:

Joe Jareck (323) 224-1549

E-mail: joej@ladodgers.com

#### Assistant Director, Public Relations:

Yvonne Carrasco (323) 224-4220

E-mail: yvonnec@ladodgers.com

#### Senior Manager, Public Relations:

Amy Summers (323) 224-1392

E-mail: amys@ladodgers.com

#### Coordinator, Public Relations:

Jon Chapper (323) 224-1589

E-mail: joncc@ladodgers.com

Public Relations Phone: (323) 224-1301

Public Relations Fax: (323) 224-1459

Press Box Phone: (323) 224-1425

## All-Time vs. Dodgers

YEAR	HOME	ROAD	TOTAL
1993	3-3	4-3	7-6
1994	2-5	2-1	4-6
1995	1-5	3-4	4-9
1996	4-3	2-4	6-7
1997	1-5	4-2	5-7
1998	3-3	3-3	6-6
1999	4-3	4-2	8-5
2000	3-4	1-5	4-9
2001	4-5	4-6	8-11
2002	5-5	2-7	7-12
2003	5-4	2-8	7-12
2004	5-5	3-6	8-11
2005	7-3	4-5	11-8
2006	2-7	2-8	4-15
2007	7-2	5-4	12-6
2008	4-5	4-5	8-10
2009	2-7	2-7	4-14
2010	3-6	4-5	7-11
2011	6-3	3-6	9-9
<b>Totals</b>	<b>71-83</b>	<b>58-91</b>	<b>129-174</b>

### SINGLE-GAME HIGHS

#### **COLORADO**

##### **Runs:**

18, 9/17/99 vs. LAD

##### **Hits:**

20, 3x, last: 7/21/08 vs. LAD

**Winning Margin:**  
12, 6/27/96 vs. LAD

#### **DODGERS**

##### **Runs:**

22, 7/21/01 at COL

##### **Hits:**

23, 7/21/01 at COL

**Winning Margin:**  
15, 7/21/01 at COL

### LONGEST WIN STREAKS

**COLORADO:** ..... 7 games, September 18-September 27, 2007

**DODGERS:** ..... 9 games, July 24, 2003-April 10, 2004





**Miami Marlins**  
Marlins Park  
501 Marlins Way  
Miami, FL 33125

**Marlins Park**  
Capacity: 37,000 Year Opened: 2012

**Public Relations Information**

Director, Media Relations:

Matt Roebuck - (305) 480-1387

E-mail: mroebuck@marlins.com

Manager, Media Relations:

Marty Sewell - (305) 480-1389

E-mail: msewell@marlins.com

Supervisor, Media Relations:

Joe Vieira - (305) 480-1396

E-mail: msewell@marlins.com

Administrative Assistant, Media Relations:

Maria Armella - (305) 480-1391

E-mail: marmella@marlins.com

Media Relations Phone: (305) 480-1391

Media Relations Fax: (305) 480-3012

Press Box Phone: (305) 480-3631

## All-Time vs. Marlins

YEAR	HOME	ROAD	TOTAL	<u>SINGLE-GAME HIGHS</u>
1993	4-2	3-3	7-5	<b>COLORADO</b>
1994	2-4	1-5	3-9	<b>Runs:</b>
1995	3-3	2-4	5-7	18, 7/4/08 vs. FLA
1996	5-1	0-7	5-8	<b>Hits:</b>
1997	3-2	4-2	7-4	21, 3x, last: 7/4/08 vs. FLA
1998	5-1	1-2	6-3	<b>Winning Margin:</b>
1999	3-0	2-4	5-4	13, 9/16/07 vs. FLA
2000	3-3	1-2	4-5	<b>MIAMI</b>
2001	3-0	1-2	4-2	<b>Runs:</b>
2002	3-1	2-1	5-2	17, 2x, last: 7/4/08 at COL
2003	3-0	1-2	4-2	<b>Hits:</b>
2004	1-2	0-3	1-5	22, 2x, last: 7/4/08 at COL
2005	2-1	1-2	3-3	<b>Winning Margin:</b>
2006	0-3	3-0	3-3	17, 9/17/95 at COL
2007	1-2	2-1	3-3	
2008	3-1	2-2	5-3	
2009	1-2	1-2	2-4	
2010	2-1	1-3	3-4	
2011	2-1	1-2	3-3	
<b>Totals</b>	<b>49-30</b>	<b>29-49</b>	<b>78-79</b>	

**LONGEST WIN STREAKS**

**COLORADO:** ..... 8 games, April 28, 1998-June 20, 1999

**MIAMI:** ..... 7 games, April 28, 2004-May 7, 2005

Opponents

# Milwaukee Brewers



**Milwaukee Brewers**  
Miller Park  
One Brewers Way  
Milwaukee, WI 53214  
Phone: (414) 902-4400

**Miller Park**  
Capacity: 41,900 Year Opened: 2001

**Public Relations Information**

VP of Communications:

Tyler Barnes (414) 902-4468

E-mail: Tyler.Barnes@brewers.com

Director of Media Relations:

Mike Vassallo (414) 902-4473

E-mail: Mike.Vassallo@brewers.com

Media Relations Manager:

John Steinmiller (414) 902-4470

E-mail: John.Steinmiller@brewers.com

Media Relations Coordinator:

Ken Spindler (414) 902-4469

E-mail: ken.spindler@brewers.com

Media Relations Phone: (414) 902-4500

Media Relations Fax: (414) 902-4053

Press Box Phone: (414) 902-4191, 4192

## All-Time vs. Brewers

YEAR	HOME	ROAD	TOTAL	<u>SINGLE-GAME HIGHS</u>
1998	3-3	1-4	4-7	<b>COLORADO</b>
1999	5-1	1-2	6-3	<b>Runs:</b>
2000	1-2	3-3	4-5	19, 8/8/07 vs. MIL
2001	3-0	2-1	5-1	<b>Hits:</b>
2002	3-0	0-3	3-3	23, 8/8/07 vs. MIL
2003	3-0	2-1	5-1	<b>Winning Margin:</b>
2004	0-3	2-1	2-4	15, 8/8/07 vs. MIL
2005	1-2	0-3	1-5	<b>MILWAUKEE</b>
2006	2-1	0-3	2-4	<b>Runs:</b>
2007	3-0	1-2	4-2	12, 3x, last: 8/24/06 vs. COL
2008	2-1	2-2	4-3	<b>Hits:</b>
2009	3-0	3-0	6-0	17, 6/4/99 at COL
2010	4-2	1-2	5-4	<b>Winning Margin:</b>
2011	2-2	1-4	3-6	10, 2x, last: 7/10/08 vs. COL
<b>Totals</b>	<b>35-17</b>	<b>19-31</b>	<b>54-48</b>	

**LONGEST WIN STREAKS**

**COLORADO:** ..... 7 games, 2x, last: June 9, 2009-April 5, 2010

**MILWAUKEE:** ..... 6 games, June 29, 2004-May 25, 2005







# New York Mets



**New York Mets**  
 Citi Field  
 126th Street  
 Flushing, NY 11368  
 Phone: (718) 507-6387

**Citi Field**  
 Capacity: 41,800 Year Opened: 2009

### Public Relations Information

VP. Media Relations:  
 Jay Horwitz (718) 565-4330  
 E-mail: jhorw@nymets.com  
Senior Director, Media Relations:  
 Shannon Forde (718) 565-4323  
 E-mail: shannon@nymets.com  
Assistant Director, Media Relations:  
 Ethan Wilson (718) 803-4027  
 E-mail: ewils@nymets.com  
Manager, Media Relations:  
 Robert Hines (718) 565-4331  
 E-mail: rhines@nymets.com  
Assistant, Media Relations:  
 Jonathan Kerber (718) 565-4337  
 E-mail: jkerber@nymets.com

Media Relations Phone: (718) 565-4330  
 Media Relations Fax: (718) 639-3619  
 Press Box Phone: (718) 507-6387x4505/4518

## All-Time vs. Mets

YEAR	HOME	ROAD	TOTAL
1993	4-2	2-4	6-6
1994	2-1	3-0	5-1
1995	4-1	1-3	5-4
1996	5-1	2-4	7-5
1997	4-1	2-4	6-5
1998	1-2	2-4	3-6
1999	3-3	1-2	4-5
2000	1-2	2-4	3-6
2001	3-1	1-2	4-3
2002	1-2	2-1	3-3
2003	2-1	0-4	2-5
2004	1-2	0-3	1-5
2005	2-1	1-3	3-4
2006	0-3	1-2	1-5
2007	3-0	1-2	4-2
2008	3-3	0-3	3-6
2009	2-1	1-3	3-4
2010	2-1	1-2	3-3
2011	1-2	4-0	5-2
<b>Totals</b>	<b>45-29</b>	<b>26-51</b>	<b>71-80</b>

### SINGLE-GAME HIGHS

#### COLORADO

**Runs:**  
 17, 7/4/07 vs. NYM  
**Hits:**  
 20, 2x, last: 7/4/07 vs. NYM  
**Winning Margin:**  
 10, 3x, last: 7/4/07 vs. NYM

#### METS

**Runs:**  
 14, 4/30/00 at COL  
**Hits:**  
 23, 4/29/00 at COL  
**Winning Margin:**  
 11, 3x, last: 9/29/05 vs. COL

### LONGEST WIN STREAKS

**COLORADO:** ..... 5 games, 4x, last: April 11-May 9, 2011  
**METS:** ..... 7 games, 2x, last: June 22, 2008-July 30, 2009



# Oakland Athletics



**Oakland Athletics**  
 Oakland-Alameda  
 County Coliseum  
 7000 Coliseum Way  
 Oakland, CA 94621  
 Phone: (510) 638-4900

**Oakland-Alameda County Coliseum**  
 Capacity: 35,067 Year Opened: 1968

### Public Relations Information

Director, Public Relations:  
 Bob Rose - (510) 563-2380  
 E-mail: brose@oaklandathletics.com  
Manager, Baseball Information:  
 Mike Selleck - (510) 563-2233  
 E-mail: mselleck@oaklandathletics.com  
Manager, Player & Media Relations:  
 Kristy Fick - (510) 563-2236  
 E-mail: kfick@oaklandathletics.com  
Manager, Media Services:  
 Debbie Gallas - (510) 563-2207  
 E-mail: dgallas@oaklandathletics.com  
Coordinator, Media Relations & Broadcasting:  
 Adam Loberstein - (510) 563-2248  
 E-mail: aloberstein@oaklandathletics.com

Media Relations Fax: (510) 562-1633  
 Press Box Phone: (510) 563-2294

## All-Time vs. Athletics

YEAR	HOME	ROAD	TOTAL
1997	2-0	1-1	3-1
1998	2-1	-	2-1
1999	-	0-3	0-3
2000	2-1	-	2-1
2001	-	0-3	0-3
2006	2-1	-	2-1
2009	-	3-0	3-0
<b>Totals</b>	<b>8-3</b>	<b>4-7</b>	<b>12-10</b>

### SINGLE-GAME HIGHS

#### COLORADO

**Runs:**  
 18, 7/18/00 vs. OAK  
**Hits:**  
 21, 7/18/00 vs. OAK  
**Winning Margin:**  
 15, 7/18/00 vs. OAK

#### OAKLAND

**Runs:**  
 11, 7/17/00 at COL  
**Hits:**  
 14, 6/27/09 vs. COL  
**Winning Margin:**  
 5, 7/19/99 vs. COL

### LONGEST WIN STREAKS

**COLORADO:** ..... 3 games, 2x, last: June 26, 2009-Current  
**OAKLAND:** ..... 4 games, July 18, 1999-July 17, 2000 GM1





**Philadelphia Phillies**  
 Citizens Bank Park  
 One Citizens Bank Way  
 Philadelphia, PA 19148  
 Phone: (215) 463-6000

**Citizens Bank Park**  
 Capacity: 43,651 Year Opened: 2004

**Public Relations Information**

Director, Baseball Communications:  
 Greg Casterioto (215) 218-5297  
 E-mail: gcasterioto@phillies.com  
Coordinator, Baseball Communications:  
 Kevin Gregg (215) 218-5127  
 E-mail: kgregg@phillies.com  
Assistant, Baseball Communications:  
 Craig Hughner (215) 218-5248  
 E-mail: chughner@phillies.com  
Assistant, Communications:  
 Deanna Sabec (215) 218-5367  
 E-mail: dsabec@phillies.com

Public Relations Fax: (215) 389-3050  
 Press Box Phone: (215) 218-5264

## All-Time vs. Phillies

YEAR	HOME	ROAD	TOTAL	<u>SINGLE-GAME HIGHS</u>
1993	1-5	2-4	3-9	<b>COLORADO</b>
1994	0-3	2-1	2-4	<b>Runs:</b>
1995	3-1	1-1	4-2	12, 9/12/07 at PHI
1996	4-2	2-4	6-6	<b>Hits:</b>
1997	2-3	2-4	4-7	20, 9/2/10 vs. PHI
1998	1-2	4-2	5-4	<b>Winning Margin:</b>
1999	3-3	2-1	5-4	12, 9/12/07 at PHI
2000	2-1	4-2	6-3	<b>PHILADELPHIA</b>
2001	1-2	1-2	2-4	<b>Runs:</b>
2002	3-0	0-3	3-3	20, 5/26/08 at PHI
2003	2-1	0-3	2-4	<b>Hits:</b>
2004	2-2	3-1	5-3	20, 5/28/93 at COL
2005	1-3	1-1	2-4	<b>Winning Margin:</b>
2006	1-2	2-2	3-4	17, 5/30/93 at COL
2007	2-1	2-2	4-3	
2008	0-2	0-3	0-5	
2009	1-2	1-2	2-4	
2010	2-1	0-4	2-3	
2011	0-3	1-1	1-4	
<b>Totals</b>	<b>30-40</b>	<b>30-43</b>	<b>60-83</b>	

**LONGEST WIN STREAKS**

**COLORADO:** . . . . . 6 games, May 30, 1999-May 20, 2000  
**PHILADELPHIA:** . . . . . 7 games, May 3, 2002-August 5, 2003

Opponents

# Pittsburgh Pirates



**Pittsburgh Pirates**  
 PNC Park  
 115 Federal Street  
 Pittsburgh, PA 15212  
 Phone: (412) 323-5000

**PNC Park**  
 Capacity: 38,362 Year Opened: 2001

**Public Relations Information**

Director, Media Relations:  
 Jim Trdinich (412) 325-4728  
 E-mail: jim.trdinich@pirates.com  
Manager of Media Services:  
 Dan Hart (412) 325-4976  
 E-mail: dan.hart@pirates.com

Media Relations Fax: (412) 325-4413  
 Press Box Phone: (412) 325-4622/4623  
 Visiting PR PB Phone: (412) 325-4624

## All-Time vs. Pirates

YEAR	HOME	ROAD	TOTAL	<u>SINGLE-GAME HIGHS</u>
1993	4-2	4-2	8-4	<b>COLORADO</b>
1994	1-2	1-1	2-3	<b>Runs:</b>
1995	5-1	3-3	8-4	16, 2x, last: 6/7/06 vs. PIT
1996	5-1	2-4	7-5	<b>Hits:</b>
1997	3-2	1-5	4-7	24, 8/3/03 at PIT
1998	2-1	3-3	5-4	<b>Winning Margin:</b>
1999	0-3	2-4	2-7	12, 8/3/03 at PIT
2000	4-2	3-0	7-2	<b>PITTSBURGH</b>
2001	1-2	1-2	2-4	<b>Runs:</b>
2002	3-0	1-2	4-2	15, 2x, last: 5/11/04 at COL
2003	1-2	2-4	3-6	<b>Hits:</b>
2004	1-2	1-2	2-4	21, 2x, last: 5/13/04 at COL
2005	1-2	2-5	3-7	<b>Winning Margin:</b>
2006	2-1	1-2	3-3	11, 2x, last: 7/29/98 at COL
2007	1-3	3-0	4-3	
2008	4-0	1-2	5-2	
2009	5-1	1-2	6-3	
2010	1-2	2-2	3-4	
2011	1-2	3-1	4-3	
<b>Totals</b>	<b>45-31</b>	<b>37-46</b>	<b>82-77</b>	

**LONGEST WIN STREAKS**

**COLORADO:** . . . . . 6 games, 2x last: August 8, 2000-May 4, 2001  
**PITTSBURGH:** . . . . . 6 games, 2x last: August 25, 1999-May 26, 2000



# San Diego Padres



**San Diego Padres**  
 PETCO Park  
 100 Park Boulevard  
 San Diego, CA 92101  
 Phone: (619) 795-5000

### PETCO Park

Capacity: 42,691 Year Opened: 2004

### Public Relations Information

#### Director, Communications:

Warren Miller (619) 795-5260

E-mail: wmillier@padres.com

#### Editor, Publications:

Bret Picciolo (619) 795-5262

E-mail: bpicciolo@padres.com

#### Manager, Communications:

Shana Wilson (619) 795-5261

E-mail: swilson@padres.com

#### Coordinator, Media Relations:

Josh Ishoo (619) 795-5258

E-mail: jishoo@padres.com

Press Box Phone Numbers:

Padres - (619) 795-5267/5268

Visitors - (619) 795-5269

## All-Time vs. Padres

YEAR	HOME	ROAD	TOTAL
1993	4-2	2-5	6-7
1994	2-2	3-3	5-5
1995	5-1	4-3	9-4
1996	5-2	3-3	8-5
1997	2-4	2-4	4-8
1998	3-3	2-4	5-7
1999	3-3	1-6	4-9
2000	2-4	5-2	7-6
2001	3-7	6-3	9-10
2002	7-2	4-6	11-8
2003	7-3	5-4	12-7
2004	3-6	7-3	10-9
2005	4-5	3-6	7-11
2006	6-4	4-5	10-9
2007	6-4	5-4	11-8
2008	5-4	4-5	9-9
2009	5-4	5-4	10-8
2010	5-4	7-2	12-6
2011	3-6	6-3	9-9
<b>Totals</b>	<b>80-70</b>	<b>78-75</b>	<b>158-145</b>

### SINGLE-GAME HIGHS

#### COLORADO

##### Runs:

20, 9/20/05 vs. SD

##### Hits:

23, 9/20/05 vs. SD

##### Winning Margin:

19, 9/20/05 vs. SD

#### SAN DIEGO

##### Runs:

16, 2x, last: 8/10/08 at COL

##### Hits:

22, 6/30/08 at COL

##### Winning Margin:

13, 9/12/04 at COL

### LONGEST WIN STREAKS

**COLORADO:** ..... 5 games, September 9-October 1, 2007

**SAN DIEGO:** ..... 7 games, July 12, 1997-July 5, 1998



# Seattle Mariners



**Seattle Mariners**  
 Safeco Field  
 1250 First Avenue South  
 Seattle, WA 98134  
 Phone: (206) 346-4000

### Safeco Field

Capacity: 47,447 Year Opened: 1999

### Public Relations Information

#### Senior Director, Baseball Information:

Tim Hevly - (206) 346-4402

E-mail: thevly@mariners.com

#### Asst. Director, Baseball Information:

Jeff Evans - (206) 346-4403

E-mail: jevans@mariners.com

#### Manager, Baseball Information:

Kelly Munro - (206) 346-4401

E-mail: kmunro@mariners.com

#### Manager, Baseball Information:

Fernando Alcala - (206) 346-4404

E-mail: falcala@mariners.com

Media Relations Fax: (206) 346-4400

Press Box Phone: (206) 346-4639, 4622

Press Box Fax: (206) 664-3560

Visiting PR: (206) 664-3616

## All-Time vs. Mariners

YEAR	HOME	ROAD	TOTAL
1997	2-0	0-2	2-2
1998	-	1-2	1-2
1999	1-2	-	1-2
2000	-	1-2	1-2
2001	1-2	-	1-2
2002	-	1-2	1-2
2006	-	2-1	2-1
2009	3-0	-	3-0
<b>Totals</b>	<b>7-4</b>	<b>5-9</b>	<b>12-13</b>

### SINGLE-GAME HIGHS

#### COLORADO

##### Runs:

16, 6/9/99 vs. SEA

##### Hits:

18, 6/12/97 at SEA

##### Winning Margin:

6, 2x, last: 6/14/09 vs. SEA

#### SEATTLE

##### Runs:

12, 6/12/97 at SEA

##### Hits:

16, 7/1/98 at SEA

##### Winning Margin:

7, 2x, last: 6/29/02 at SEA

### LONGEST WIN STREAKS

**COLORADO:** ..... 4 games, July 2, 2006-Current

**SEATTLE:** ..... 4 games, July 1, 1998-June 8, 1999





**St. Louis Cardinals**  
 Busch Stadium  
 700 Clark St.  
 St. Louis, MO 63102  
 Ph: (314) 345-9600

**Busch Stadium**

Capacity: 43,975 Year Opened: 2006

**Public Relations Information**

Director of Media Relations:

Brian Bartow - (314) 345-9313

E-mail: [bbartow@cardinals.com](mailto:bbartow@cardinals.com)

Manager, Media Relations:

Melody Yount - (314) 345-9470

E-mail: [myount@cardinals.com](mailto:myount@cardinals.com)

Media Relations Specialist:

Chris Tunno - (314) 345-9781

E-mail: [ctunno@cardinals.com](mailto:ctunno@cardinals.com)

Director of Public Relations & Civic Affairs:

Ron Watermon (314) 345-9464

E-mail: [rwatermon@cardinals.com](mailto:rwatermon@cardinals.com)

Media Relations Fax: (314) 345-9530

## All-Time vs. Cardinals

YEAR	HOME	ROAD	TOTAL
1993	2-4	3-3	5-7
1994	5-1	3-3	8-4
1995	2-4	3-3	5-7
1996	6-0	2-4	8-4
1997	4-2	3-2	7-4
1998	2-4	1-2	3-6
1999	0-3	4-2	4-5
2000	3-1	2-2	5-3
2001	5-1	1-2	6-3
2002	0-3	2-1	2-4
2003	2-1	2-1	4-2
2004	0-3	1-2	1-5
2005	2-2	2-2	4-4
2006	1-2	1-5	2-7
2007	2-2	1-2	3-4
2008	4-4	2-4	6-8
2009	2-1	4-0	6-1
2010	3-0	0-4	3-4
2011	1-2	1-2	2-4
<b>Totals</b>	<b>44-38</b>	<b>37-44</b>	<b>81-82</b>

SINGLE-GAME HIGHS

**COLORADO**

**Runs:**

15, 2x, last: 5/28/11 vs. STL

**Hits:**

19, 2x, last: 7/6/10 vs. STL

**Winning Margin:**

11, 2x, last: 5/28/11 vs. STL

**ST. LOUIS**

**Runs:**

15, 3x, last: 4/8/03 at COL

**Hits:**

21, 6/3/97 vs. COL

**Winning Margin:**

11, 6/3/97 vs. COL

LONGEST WIN STREAKS

**COLORADO:** . . . . . 7 games, 2x, last: May 7, 2008-September 25, 2009

**ST. LOUIS:** . . . . . 5 games, 2x, last: September 30, 2010-May 27, 2011

Opponents

# San Francisco Giants



**San Francisco Giants**  
 AT&T Park  
 24 Willie Mays Plaza  
 San Francisco, CA 94107  
 Phone: (415) 972-2000

**AT&T Park**

Capacity: 41,915 Year Opened: 2000

**Public Relations Information**

Senior Director of Broadcast Services:

Maria Jacinto (415) 972-2447

E-mail: [mjacinto@sfgiants.com](mailto:mjacinto@sfgiants.com)

Senior Director of Media Relations:

Jim Moorehead (415) 972-2449

E-mail: [jmoorehead@sfgiants.com](mailto:jmoorehead@sfgiants.com)

Media Relations Manager:

Matt Chisholm (415) 972-2441

E-mail: [mchisholm@sfgiants.com](mailto:mchisholm@sfgiants.com)

Hispanic Media Services Coordinator

Erwin Higueros (415) 972-2442

E-mail: [ehigueros@sfgiants.com](mailto:ehigueros@sfgiants.com)

Media Relations Assistant:

Eric Smith (415) 972-2443

E-mail: [esmith@sfgiants.com](mailto:esmith@sfgiants.com)

Media Relations Phone: (415) 972-2445

Media Relations Fax: (415) 947-2800

Press Box Phone: (415) 972-2450/2451

## All-Time vs. Giants

YEAR	HOME	ROAD	TOTAL
1993	1-6	2-4	3-10
1994	1-2	2-5	3-7
1995	5-2	3-3	8-5
1996	4-2	1-6	5-8
1997	3-3	1-5	4-8
1998	4-2	3-3	7-5
1999	3-3	1-6	4-9
2000	6-1	0-6	6-7
2001	5-4	4-6	9-10
2002	4-6	4-5	8-11
2003	6-3	1-9	7-12
2004	4-6	4-5	8-11
2005	4-5	3-6	7-11
2006	6-3	4-5	10-8
2007	5-4	5-4	10-8
2008	5-4	6-3	11-7
2009	6-3	2-7	8-10
2010	5-4	4-5	9-9
2011	3-6	2-7	5-13
<b>Totals</b>	<b>80-69</b>	<b>52-100</b>	<b>132-169</b>

SINGLE-GAME HIGHS

**COLORADO**

**Runs:**

20, 9/18/06 vs. SF

**Hits:**

19, 3x, last: 9/18/06 vs. SF

**Winning Margin:**

12, 9/18/06 vs. SF

**SAN FRANCISCO**

**Runs:**

18, 7/2/02 at COL

**Hits:**

23, 7/2/02 at COL

**Winning Margin:**

15, 6/24/94 vs. COL

LONGEST WIN STREAKS

**COLORADO:** . . . . . 5 games, 2x (last: May 24-June 1, 2002)

**SAN FRANCISCO:** . . . . . 7 games, June 5, 2011-September 27, 2011





# Texas Rangers



**Texas Rangers**  
 Rangers Ballpark  
 in Arlington  
 1000 Ballpark Way  
 Arlington, TX 76011  
 Phone: (817) 273-5222

**Rangers Ballpark in Arlington**  
 Capacity: 49,170 Year Opened: 1994

**Public Relations Information**  
Executive Vice President, Communications:

John Blake - (817) 273-5208  
 E-mail: jblake@texasrangers.com

Senior Director, Media Relations:

Rich Rice - (817) 273-5204  
 E-mail: rrice@texasrangers.com

Manager, Media Services:

Brian SanFilippo - (817) 436-5909  
 E-mail: bsanfilippo@texasrangers.com

Manager, Publications and Media Relations:

Rob Morse - (817) 273-5241  
 E-mail: rmorse@texasrangers.com

Coordinator, Communications:

Amber Sims - (817) 273-5203  
 E-mail: asims@texasrangers.com

Media Relations Fax: (817) 273-5110  
 Press Box Phone: (817) 273-5017, 5047

## All-Time vs. Rangers

YEAR	HOME	ROAD	TOTAL
1997	1-1	0-2	1-3
1998	1-2	-	1-2
1999	-	2-1	2-1
2000	3-0	-	3-0
2001	-	1-2	1-2
2006	2-1	-	2-1
<b>Totals</b>	<b>7-4</b>	<b>3-5</b>	<b>10-9</b>

### SINGLE-GAME HIGHS

**COLORADO**  
**Runs:**  
 12, 6/11/00 vs. TEX  
**Hits:**  
 18, 7/14/01 at TEX  
**Winning Margin:**  
 9, 7/14/01 at TEX

### TEXAS

**Runs:**  
 10, 2x, last: 7/13/1 vs. COL  
**Hits:**  
 18, 6/11/00 at COL  
**Winning Margin:**  
 8, 2x, last: 7/13/01 vs. COL

### LONGEST WIN STREAKS

**COLORADO:** ..... 5 games, June 12, 1999-June 11, 2000  
**TEXAS:** ..... 4 games, July 2, 1997-June 9, 1998



# Washington Nationals



## Washington Nationals

Nationals Park  
 1500 S. Capitol St. SE  
 Washington, DC 20003  
 Phone: (202) 640-7000

**Nationals Park**  
 Capacity: 41,546 Year Opened: 2008

### Public Relations Information

Senior Director, Baseball Media Relations:

John Dever (202) 640-7437  
 E-mail: john.dever@nationals.com

Director, Baseball Media Relations:

Mike Gazda (202) 640-7417  
 E-mail: mike.gazda@nationals.com

Manager, Baseball Media Relations:

Bill Gluvna (202) 640-7439  
 E-mail: bill.gluvna@nationals.com

Press Box Phone: (202) 640-7710  
 Baseball M.R. Fax (202) 640-7450

## All-Time vs. Nationals/Expos

YEAR	HOME	ROAD	TOTAL
1993	2-4	1-5	3-9
1994	3-0	1-2	4-2
1995	4-0	3-1	7-1
1996	2-4	1-5	3-9
1997	3-3	4-1	7-4
1998	3-0	4-2	7-2
1999	4-2	2-1	6-3
2000	3-0	4-2	7-2
2001	1-2	2-2	3-4
2002	2-1	2-1	4-2
2003	2-2	1-2	3-4
2004	1-2	1-2	2-4
2005	0-3	2-1	2-4
2006	4-0	4-0	8-0
2007	3-0	1-3	4-3
2008	1-3	3-0	4-3
2009	3-0	3-0	6-0
2010	3-1	2-2	5-4
2011	2-2	2-1	4-3
<b>Totals</b>	<b>46-29</b>	<b>43-33</b>	<b>89-62</b>

### SINGLE-GAME HIGHS

**COLORADO**  
**Runs:**  
 16, 5/3/00 vs. MON  
**Hits:**  
 24, 5/3/00 vs. MON  
**Winning Margin:**  
 12, 2x, last: 8/12/00 at MON

### WASHINGTON

**Runs:**  
 21, 4/28/96 at COL  
**Hits:**  
 22, 4/11/93 at COL  
**Winning Margin:**  
 12, 4/28/96 at COL

### LONGEST WIN STREAKS

**COLORADO:** ..... 9 games, August 15, 2008-August 20, 2009  
**WASHINGTON:** ..... 7 games, April 18-September 8, 1993



Rex Brothers posted a 2.88 ERA (40.2 ip, 13 er) while striking out 59 and walking 20 in his rookie season in 2011. The 34th overall pick in the 2009 Draft got the call on 6/4 and remained with the Rockies until the end of the season.



FARM SYSTEM





# Rockies Scouting Department

Vice President – Scouting .....Bill Schmidt  
 Senior Director – Scouting Operations, Colorado and Wyoming Area Scouting Supervisor .....Marc Gustafson  
 Assistant Director – Scouting .....Danny Montgomery  
 Director – Pro Scouting .....Jon Weil  
 Advance Scout .....Chris Warren

## AMATEUR SCOUTS



**Danny Montgomery**  
*Assistant Director - Scouting*  
 North Carolina



**Mike Ericson**  
*National Cross Checker*  
 Arizona



**Dave Snow**  
*Scouting Advisor*  
 California

## PROFESSIONAL SCOUTS



**Ty Coslow**  
*Professional Scout*  
 Kentucky



**Dave Holliday**  
*Special Assistant to the GM*  
 Oklahoma



**Will George**  
*Professional Scout*  
 Delaware



**Jack Gillis**  
*Professional Scout*  
 Florida



**Mike Hamilton**  
*Professional Scout*  
 Texas



**Rick Mathews**  
*Professional Scout*  
 Iowa



**Mike Paul**  
*Professional Scout*  
 Arizona



**Terry Wetzel**  
*Special Assignment Scout*  
 Kansas

## HERB HIPPAUF SCOUTING AWARD

Herb Hippauf joined the Rockies in 1992, helping the club prepare for the expansion draft, then served as a national cross-checker until his untimely death in 1995. Every year, Colorado's scouting department honors an individual in Herb's memory.

<b>1995</b> Penny Biever	<b>1996</b> Jeff Schugel	<b>1997</b> Jay Darnell	<b>1998</b> Bruce Andrew	<b>1999</b> Robyn Lynch	<b>2000</b> Pat Daugherty
<b>2001</b> Danny Montgomery	<b>2002</b> Dave Holliday	<b>2003</b> Coley Brannon	<b>2004</b> Bert Holt	<b>2005</b> Rolando Fernandez	<b>2006</b> Ty Coslow
<b>2007</b> Jack Gillis	<b>2008</b> Kasey McKeon	<b>2009</b> Dave Snow	<b>2010</b> Zach Wilson	<b>2011</b> Mike Garlatti	



AREA SCOUTING SUPERVISORS



**John Cedarburg**  
Florida



**Scott Corman**  
Indiana, Kentucky,  
Tennessee



**Jeff Edwards**  
South Texas,  
Southwest Louisiana



**Chris Forbes**  
Arizona, New Mexico,  
Utah, Las Vegas,  
El Paso



**Mike Garlatti**  
New Jersey, New Jersey, E. Pennsylvania,  
D.C., Maryland, Delaware, New England,  
Canadian Cross Checker



**Mark Germann**  
Minnesota, Wisconsin, Iowa,  
Illinois, South and North Dakota,  
Nebraska, Missouri



**Matt Hattabaugh**  
Southern & Central  
California, Hawaii



**Darin Holcomb**  
Oregon, Washington,  
Montana, Idaho,  
Alaska, W. Canada



**Damon Iannelli**  
E. Louisiana, Mississippi,  
Alabama, Arkansas,  
Florida Panhandle



**Jon Lukens**  
Southern California



**Alan Matthews**  
Georgia, North Florida



**Jay Matthews**  
South Carolina, North  
Carolina, Virginia



**Jesse Retzlaf**  
North Texas, Kansas,  
Oklahoma



**Rafael Reyes**  
Puerto Rico,  
South Florida



**Ed Santa**  
Ohio, Michigan,  
Pennsylvania,  
West Virginia ,  
West New York



**Gary Wilson**  
North California,  
North Nevada

Farm System

PAT DAUGHERTY SCOUT OF THE YEAR AWARD

**1992**  
Al  
Hargesheimer

**1993**  
Frank  
Mattox

**1994**  
Pat  
Jones

**1995**  
Mike  
Garlatti

**1996**  
Dar  
Cox

**1997**  
Ty  
Coslow

**1998**  
Jorge  
de Posada

**1999**  
Ed  
Santa

**2000**  
Damon  
Iannelli

**2001**  
Mike  
Ericson

**2002**  
John  
Cedarburg

**2003**  
Terry  
Wetzel

**2004**  
Mike  
Berger

**2005**  
Jay  
Matthews

**2006**  
Gary  
Wilson

**2007**  
Francisco  
Cartaya

**2008**  
Scott  
Corman

**2009**  
Chris  
Warren

**2010**  
Orlando  
Medina

**2011**  
Chris  
Forbes





## INTERNATIONAL SCOUTS

**Phil Allen**  
(Australia)  
Victoria, Australia

**Martin Cabrera**  
(Dominican Republic)

**Carlos Gomez**  
(Venezuela)  
San Felix, Estadio Bolivar  
Venezuela

**Ming Harber**  
Manager - Pacific Rim Ops.  
Greeley, CO

**Claudino Hernandez**  
(Panama)

**Jhonathan Leyba**  
Manager - Dominican  
Republic Operations  
Santo Domingo, DR

**Orlando Medina**  
Supervisor - Venezuelan  
Scouting  
Maracaibo, Venezuela

**Frank Roa**  
(Dominican Republic)  
San Pedro de Macoris,  
Dominican Republic

**Chi-Sheng Tsai**  
Taiwan

## PART TIME SCOUTS

**Marc Johnson**  
Colorado

**Norm DeBriyn**  
Arkansas

**Dave McQueen**  
Louisiana

**Greg Pullia**  
Massachusetts

**Fred Wright**  
North Carolina

**Jeff Hipps**  
California

## DOMINICAN SUMMER LEAGUE STAFF

**Field Coordinator/Pitching Coach, Latin America:** .....Edison Lora  
**Manager:** .....Mauricio Gonzalez  
**Coach:** .....Florentino Nunez  
**Coach:** .....Eugenio Jose  
**Trainer:** .....Andri Guevara  
**Complex Administrator, Boca Chica:** .....Ana Espinal  
**Venezuelan Pitching Coach:** .....Ernesto Rivas  
**Venezuelan Pitching Coach:** .....Yull Silano

## CHARTING THE ROCKIES' ALL-TIME JUNE DRAFT

### Most Players Drafted By Grade

484 Four-Year College  
 346 High School  
 187 Junior College  
 10 Other

### Players Drafted By Position

525 Pitcher  
 223 Infielder  
 190 Outfielder  
 89 Catcher

### Breakdown

378 Right-Handed Pitcher  
 147 Left-Handed Pitcher  
 92 Shortstop  
 89 Catcher  
 63 Center Field  
 71 Outfield General  
 53 Third Base  
 46 First Base  
 32 Right Field  
 33 Second Base  
 25 Left Field

*All positions determined by MLB Scouting Bureau*



## ALL-TIME FIRST SELECTIONS

Year	Player (Pick)	Pos.	School
1992	John Burke (27)	RHP	University of Florida
1993	Jamey Wright (28)	RHP	Westmoore (OK) HS
1994	Doug Million (7)	LHP	Sarasota (FL) HS
1995	Todd Helton (8)	1B	University of Tennessee
1996	Jake Westbrook (21)	RHP	Madison Co. (GA) HS
1997	Mark Mangum (18)	RHP	Kingwood (TX) HS
1998	Matt Roney (28)	RHP	Edmond North (OK) HS
1999	Jason Jennings (16)	RHP	Baylor University
2000	Matt Harrington (7)	RHP	Palmdale (CA) HS
2001	^ Jayson Nix (44)	SS	Midland (TX) HS
2002	Jeff Francis (9)	LHP	University of British Columbia
2003	Ian Stewart (10)	3B	La Quinta (CA) HS
2004	Chris Nelson (9)	SS	Redan (GA) High School
2005	Troy Tulowitzki (7)	SS	Cal State Long Beach
2006	Greg Reynolds (2)	RHP	Stanford University
2007	Casey Weathers (8)	RHP	Vanderbilt
2008	Christian Friedrich (25)	LHP	Eastern Kentucky
2009	Tyler Matzek (11)	LHP	Capistrano Valley (CA) HS
2010	Kyle Parker (26)	OF	Clemson University
2011	Tyler Anderson (20)	LHP	University of Oregon

^ - sandwich pick, compensation selection for not signing first round pick in 2000.

## 2011 FIRST-YEAR PLAYER DRAFT

Rd.	Pos	Player	School	Rd.	Pos	Player	School
1 (20)	LHP	Tyler Anderson	U of Oregon	26	RHP	Michael Wolford	U of California-Riverside
1 (S)	INF	Trevor Story	Irving HS (TX)	27	INF	Matthew Argyropoulos	Washington State U
2	OF	Carl Thome	East Brunswick HS (NJ)	28	OF	Joshua Correa	Eloisa Pascual HS (PR)
3	C	Peter O'Brien	Bethune-Cookman U (FL)	29	LHP	Matthew Dermody	U of Iowa
4	OF	Dillon Thomas	Westbury Christian HS (TX)	30	RHP	John Curtiss	Carroll HS (TX)
5	INF	Taylor Featherston	Texas Christian U	31	INF	Samuel Mende	U of South Florida
6	RHP	Chris Jensen	U San Diego	32	OF	Jarod Berggren	U of Northern Colorado
7	INF	Harold Riggins	North Carolina State U	33	OF	Jaron Shepherd	Mississippi State U
8	LHP	Roberto Padilla	San Jose State U	34	RHP	Chris Dennis	U of Portland (WA)
9	RHP	Thomas Stripling	Texas A&M U	35	C	Richard Pirkle	Georgia Col & State U
10	RHP	Benjamin Hughes	St. Olaf Col (MN)	36	C	Tyler Servais	Douglas County HS (CO)
11	RHP	Alex Gillingham	Loyola Marymount U (CA)	37	LHP	Brandon Bonilla	The Pendleton School (FL)
12	C	David Schuknecht	Palm Desert HS (CA)	38	OF	Nicholas Vazquez	Cardinal Mooney HS (OH)
13	LHP	Kyle Roliard	Louisiana Tech U	39	RHP	Chase Williams	Broken Arrow HS (OK)
14	OF	Brian Humphries	Pepperdine U (CA)	40	INF	Drew Stankiewicz	Gilbert HS (AZ)
15	INF	Timothy Smalling	Virginia Tech U	41	RHP	Taylor Martin	Lexington Catholic HS (KY)
16	INF	Preston Tucker	U of Florida	42	RHP	Jordan Johnson	Franklin HS (CA)
17	RHP	William Rankin	Southern Polytech St U (GA)	43	OF	Garrett Brown	Clyde A. Ervin HS (NC)
18	RHP	Benjamin Alsup	Louisiana State U	44	RHP	Robert Kahana	Campbell HS (HI)
19	RHP	Jesse Meaux	U of California-Santa Barbara	45	OF	William Price	Greenbrier HS (GA)
20	RHP	Daniel Winkler	U of Central Florida	46	C	Nathaniel Causey	Gilbert HS (AZ)
21	INF	Jordan Ribera	Fresno State U (CA)	47	INF	Casey Scott	Notre Dame HS (AZ)
22	LHP	Logan Mahon	Southeast Missouri State U	48	RHP	Clay Bauer	San Mateo Col (CA)
23	LHP	Brook Hart	Yale U	49	INF	Tyler Bernard	Palomar Col (CA)
24	OF	Connor McKay	Regis Jesuit HS (CO)	50	OF	Heath Holder	Loganville HS (GA)
25	RHP	Patrick Johnson	U of North Carolina				

Bold = Signed with Rockies

## MAJOR LEAGUE RULE 5 DRAFT

### DRAFTED BY ROCKIES

Player, Position	Triple A Club	Year
Marc Pisciotta, RHP	Buffalo (Pirates)	1993
Kevin Logsdon, LHP	Charlotte (Indians)	1994
*Victor Hall, CF	Tucson (D'Backs)	2002
Matt White, LHP	Buffalo (Indians)	2003
Luis Gonzalez, INF	Buffalo (Indians)	2003
Matt Merricks, LHP	Las Vegas (Dodgers)	2004
^Luis E. Gonzalez, LHP	Las Vegas (Dodgers)	2005

\* - Traded to Houston to acquire RHP Nelson Cruz  
 ^ - Traded to Seattle in exchange for cash considerations  
 # - Traded to Texas in exchange for cash considerations


### DRAFTED FROM ROCKIES

Player, Position	Organization	Year
Jeff Huson, INF	Seattle Mariners	1997
Matt Roney, RHP	Pittsburgh Pirates	2002
Michael Bumatay, LHP	Detroit Tigers	2003
Steven Register, RHP	New York Mets	2007
Everth Cabrera	San Diego Padres	2008
David Patton	Cincinnati Reds	2008



# Rockies Player Development

Senior Vice President - Scouting & Player Development/Assistant General Manager .....	Bill Geivett
Senior Director – Player Development.....	Jeff Bridich
Assistant Director – Player Development.....	Zach Wilson
Assistant – Player Development .....	Walker Monfort
Senior Advisor – Player Development .....	Bobby Knoop
Roving Field Coordinator.....	Ron Gideon
Roving Pitching Coordinator.....	Doug Linton
Roving Hitting Coordinator.....	Jim Johnson
Roving Catching Coordinator.....	Marv Foley
Roving Outfield and Baserunning Coordinator .....	Trenidad Hubbard
Roving Infield Coordinator.....	Dave Hajek
Strength & Conditioning Coordinator.....	Gabe Bauer
Rehabilitation Coordinator.....	Scott Murayama
Equipment Manager.....	Jerry Bass
Performance Enhancement Coach.....	Ronn Svetich
Assistant Video Coordinator.....	Scott Alves



## Ron Gideon Roving Field Coordinator



Ron Gideon begins his 16th season in the Rockies farm system and fifth as the Roving Field Coordinator...Gideon was also the Manager of Double-A Tulsa from mid-season in 2009 through 2010...he has 15 seasons of managerial experience and owns a 753-809 (.482) record, including a 653-699 (.483) mark in 12 years with the Rockies organization...he spent the 2000 and 2001 seasons with Double-A Carolina...in 1999, he managed High A Salem to a .500 record (69-69), best in the organization that summer...Gideon managed Asheville (A) in 1997-98 and Portland in 1996...prior to joining the Rockies, he spent 10 years in the Mets organization, including five as a player...before becoming a manager, he coached at Binghamton and St. Lucie...Ron's professional playing career began in 1984 when the Phillies

made him their first selection in the secondary phase of the June draft...he played two seasons in the Phillies system before being traded to the Mets in 1986...was a two-time All-American at Panola Junior College...Ron and his wife, Kim, have two daughters, Shelby and Bailey, and a son, Ronnie, Jr., and make their offseason home in Hallsville, Texas.




## Doug Linton Roving Pitching Coordinator



Linton is entering his first season as the Rockies Roving Pitching Coordinator after spending two seasons as the Colorado Springs Sky Sox Pitching Coach...Linton previously worked as the pitching coach for High-A Modesto...Linton was promoted within the organization three consecutive years from 2008-10...2012 will be Linton's seventh in the Rockies' Minor League system as a pitching coach, having handled the pitchers with the Tri-City Dust Devils in the Northwest League in 2006 and 2007...the former Major League right-handed pitcher pitched seven seasons in the Majors with Toronto (1992-93, 2003), California (1993), New York-NL (1994), Kansas City (1995-96) and Baltimore (1999)...he owns a lifetime record of 17-20 with a 5.78 ERA in 112 games/35 starts...Linton made his MLB debut on August 3, 1992 at

Boston, pitching 3.2 innings of relief...he was selected by Toronto in the 43rd round of the 1986 June Draft...Doug attended the University of California at Irvine...Linton and his wife, Lisa, have three children, Ryan, Austin and Carter, and reside in Surprise, AZ.



## Jim Johnson Roving Hitting Coordinator



Jim Johnson begins his 39th season in professional baseball, his 10th as Colorado's Roving Hitting Coordinator...Johnson, 64, has managed and coached at nearly every level of the Minor Leagues, including 25 seasons with the Houston Astros...he joined the Rockies after managing the St. Paul Saints of the Independent Northern League in 2002...prior to that, Jim was a member of the Dodgers organization, working as the Minor League field coordinator (2001), hitting instructor (2000) and manager of Double-A San Antonio (1999)...after an eight-year Minor League playing career, Johnson began his coaching career in 1974 as a player/coach with the Astros' Southern League affiliate in Columbus, GA...after three seasons, he retired from playing and was named manager of the club's Florida State League affiliate

in 1977...from 1988-93, he was Houston's Minor League field coordinator...then joined the Yankees organization in 1994 as their Minor League defensive coordinator and hitting instructor for Single-A Tampa of the Florida State League...in 1995, he managed at Double-A Norwich and then on an interim basis for Single-A Greensboro in 1996...he joined the Kansas City Royals for two seasons as Minor League infield coordinator in 1997 and hitting instructor in 1998 before moving on to the Dodgers...the former infielder was an All-WAC performer for the University of New Mexico where he received his Bachelor's Degree in 1969...earned his Master's from Arizona State in 1973...he and his wife, Joanne, reside in Phoenix, AZ...they have two sons, Jace and Josh.





## Marv Foley

### Roving Catching Coordinator



Marv Foley begins his 10th year with the Rockies, his sixth as the organization's Roving Catching Coordinator...Foley returns to his current role after spending the 2011 season as the Rockies' Major League Catching Coordinator...prior to his promotion, the 58-year-old managed the Rockies' Triple-A farm club for two seasons...Foley managed 16 seasons in the minor leagues posting a 1,112-1,051 all-time record (.514)...he earned his 1,000th victory on June 12, 2004...Foley was a member of the Orioles organization for seven seasons (1995-2001), including five of those as the club's Triple-A skipper...in 1997, he led Rochester to the International League title, becoming the first and only manager to win championships in each of the three Triple-A leagues...with only two leagues currently in existence, the feat may not be repeated...was named International League Manager of the Year by The Sporting News and USA Today/Baseball Weekly in 1997...was Baltimore's Major League first-base coach in 1999 and roving catching instructor in 2001...was the Cubs' bullpen coach in 1994 after managing seven years in the minors...began his coaching career as a player/coach in the White Sox chain for Buffalo in 1985-86...his first full-season managerial duties came with Peninsula in 1987...a former catcher, Marv played 12 seasons professionally, including stints in the Majors with the White Sox (1979-80, '82) and Rangers (1984)...he and his wife, Barbara, and daughters, Stasha and Briena, reside in Sarasota, Florida.



## Trenidad Hubbard

### Roving Outfield and Baserunning Coordinator



Hubbard begins his sixth professional season as the Roving Outfield and Baserunning Coordinator for Colorado's Minor League system...he has mentored several Rockies farmhands that have led their respective leagues in steals five times (Corey Wimberly, Texas League in 2007 and 2008; Eric Young Jr., California League in 2007; Mike Mitchell, Northwest League in 2007; Everth Cabrera, South Atlantic League in 2008)...the former Major League outfielder played parts of 10 seasons in the Major Leagues with Colorado (1994-96), San Francisco (1996), Cleveland (1997), Los Angeles (1998-99), Atlanta (2000), Baltimore (2000), Kansas City (2001), San Diego (2002) and Chicago-NL (2003)...the 43-year-old posted a .257 career batting average in 476 Major League contests...Hubbard was originally drafted by the

Houston Astros in the 12th round of the 1986 June Draft and played eight seasons in the Minor Leagues before making his Major League debut with the Rockies on July 7, 1994 at Florida...he owned a .302 career average in the Minors and stole 467 bases in his Minor League career...the Chicago native graduated from South Shore High School in 1983 and attended Southern University, majoring in business management.



## Dave Hajek

### Roving Infield Coordinator



Hajek begins his ninth year in the Rockies organization and his first as infield coordinator...Hajek was promoted to his current role after spending the past three seasons as the hitting coach at Tulsa...prior to his time as hitting coach in Tulsa, Hajek spent the previous two seasons as the hitting coach at Single-A Modesto, where in 2006 he helped tutor Corey Wimberly (.325), Matthew Miller (.323) and Jonathan Herrera (.310), who all ranked within the top 10 in the league in batting average...in 2008 Hajek helped Matt Miller (.344) and Dexter Fowler (.335) hit for the top two averages in the Texas League...prior to his stint with the Nuts, Hajek made his coaching debut with the Single-A Asheville Tourists from 2004-05...in his second season with Asheville, he helped guide Matthew Miller, who earned the 2005 Topps Minor League Player of the Year and league MVP honors, after he hit .331...a former second baseman, the 40-year old retired after the 1999 season following a 10-year professional career...compiled a .301 Minor League average with 43 homers and 526 RBI...had brief Major League stint with the Astros, playing five games in 1995 and eight games in 1996...he hit .250 in 13 big league contests...during his Minor League career, Dave was a three-time Pacific Coast League All-Star (1994, 1995, 1998)...his final season came with the Rockies' Triple-A affiliate, Colorado Springs, where he hit .295 with 8 homers and 58 RBI in 1999...was a Division II All-American at Cal Poly-Pomona from 1988-89...Dave and his wife, Karen and kids, Wes, Sydney and Mallory make their home in Colorado Springs...last name is pronounced Haah-jik.

## Additional Minor League Staff



**Jerry Bass**  
Equipment Manager



**Gabe Bauer**  
Strength Coordinator



**Bobby Knoop**  
Senior Advisor,  
Player Development



**Scott Murayama**  
Rehabilitation Coordinator



# Minor League Achievements



## INDIVIDUAL NO-HITTERS (10)

Date	Pitcher	Opp.
July 17, 1996	Scott Randall, Asheville	Fayetteville
Aug. 4, 1996	Luther Hackman, Salem	Kinston
Aug. 26, 1998	Josh Kalinowski, Asheville	Charleston, SC
June 26, 2000	John de Paula, Asheville	Cape Fear
Aug. 7, 2002	Kip Bouknight, Salem	Frederick
July 6, 2003	Jeff Francis, Visalia	Modesto
July 23, 2008	Bruce Billings, Asheville	Lakewood
June 30, 2009	Brandon Hynick, Colo. Springs	Portland
June 29, 2010	Gustavo Brazoban, DSL-Rockies	DSL-D'Backs
July 5, 2010	Jayson Aquino, DSL-Rockies	DSL-Padres

## COMBINED NO-HITTERS (6)

Date	Pitcher(s)	Opp.
July 14, 1996	Jake Westbrook, Brian Hinchy Chandler Rockies	R-D'Backs
April 10, 1997	Scott Randall, Lariel Gonzalez Salem Avalanche	Wilmington
May 7, 1997	Steve Shoemaker, Mike Zolecki Salem Avalanche	Kinston
Aug. 8, 2001	Kip Bouknight, Pat Lynch Tri City Dust Devils (perfect game)	Boise
Aug. 2, 2003	Chris Gissell, Jesus Sanchez Colorado Springs Sky Sox	Nashville
May 11, 2008	Franklin Morales, Chris George, Matt Daley, Steven Register	Albuquerque

## HIT FOR THE CYCLE (13)

Player, Club	Date	Opp.
Neifi Perez, Colo. Springs	Aug. 25, 1996	at Salt Lake
Ben Petrick, Carolina	May 9, 1999	Huntsville
Scott Seal, Salem	Aug. 3, 2000	Frederick
Rene Reyes, Carolina	June 10, 2002	at Greenville
Jorge Piedra, Tulsa	April 3, 2003	at Frisco
Jorge Piedra, Tulsa	June 9, 2003	at Midland
Hector Tena, Visalia	July 27, 2004	Modesto
Ryan Spilborghs, Tulsa	May 18, 2005	at Arkansas
Choo Freeman, Colo. Springs	June 28, 2005	vs. Fresno
Chris Nelson, Asheville	July 15, 2005	at Savannah
Jhaysson Agustin, Asheville	July 15, 2007	vs. Greenville
Joe Koshansky, Colo. Springs	May 24, 2008	vs. Tucson
Joe Koshansky, Colo. Springs	August 12, 2008	vs. Tucson
David Kandilas, Casper	June 24, 2011	at Ogden

## BATTING TITLES (13)

League	Player	Avg.	Team	Year
Arizona	Whitey Schwartzbauer	.344	Chandler	1996
Arizona	Rene Reyes	.429	Tucson	1998
Northwest	Juan Pierre	.352	Portland	1998
Arizona	Juan Ventura	.329	Tucson	1999
Southern	Juan Pierre	.326	Carolina	2000
S. Atlantic	Rene Reyes	.322	Asheville	2001
Carolina	Brad Hawpe	.347	Salem	2002
Pacific Coast	Garrett Atkins	.366	Colo. Springs	2004
Pioneer	Corey Wimberly	.381	Casper	2005
Arizona	Corey Wimberly	.407	Peoria	2007
Texas	Matt Miller	.344	Tulsa	2008
Arizona	Eric Young Jr.	.430	Phoenix	2008
S. Atlantic	Kiel Rola	.331	Asheville	2009

## ERA TITLES (18)

League	Pitcher	ERA	Team	Year
Northwest	Mark Thompson	1.98	Bend	1992
Eastern	Juan Acevedo	2.37	New Haven	1994
Northwest	Scott Randall	1.99	Portland	1995
S. Atlantic	Mike Kusiewicz	2.06	Asheville	1995
Arizona	Shawn Chacon	1.60	Chandler	1996
Eastern	Mike Vavrek	2.57	New Haven	1997
Northwest	Justin Miller	2.14	Portland	1997
Arizona	Jermaine Van Buren	2.22	Tucson	1998
Eastern	Mike Kusiewicz	2.32	New Haven	1998
Carolina	Josh Kalinowski	2.11	Salem	1999
Texas	Chin-hui Tsao	2.46	Tulsa	2003
Texas	Jeff Francis	1.98	Tulsa	2004
California	Franklin Morales	3.68	Modesto	2006
California	Brandon Hynick	2.52	Modesto	2007
Texas	Samuel Deduno	2.57	Tulsa	2009
S. Atlantic	Juan Nicasio	2.41	Asheville	2009
Pioneer	Albert Campos	2.05	Casper	2010
Northwest	Josh Hungerman	2.18	Tri-City	2010

## ORGANIZATIONAL CHAMPIONS

Colorado Springs Sky Sox .....1995  
Pacific Coast League (AAA)

Portland Rockies .....1997  
Northwest League (A)

Tucson Rockies .....1998  
Arizona League (Rookie)

Salem Avalanche .....2001  
Carolina League (High A)

## DOUG MILLION AWARD

*Awarded annually to the most outstanding minor league performer*

1992	John Burke	RHP
1993	Quinton McCracken	OF
1994	Juan Acevedo	RHP
1995	Derrick Gibson	OF
1996	Neifi Perez	INF
1997	Todd Helton	1B
1998	Mike Kusiewicz	LHP
1999	Josh Kalinowski	RHP
2000	Juan Pierre	OF
2001	Ryan Kibler	RHP
2002	Brad Hawpe	1B
2003	Chin-hui Tsao	RHP
2004	Jeff Francis	LHP
2005	Jim Miller	RHP
2006	Franklin Morales	LHP
2007	Brandon Hynick	RHP
2008	Jhoulys Chacin	RHP
2009	Christian Friedrich	LHP
2010	Matt Reynolds	LHP
2011	Edwar Cabrera	LHP

## MINOR LEAGUE PLAYER OF THE YEAR

*Baseball America, USA Today*

Player	Teams	Year
Jeff Francis	Tulsa, Colorado Springs	2004

## MINOR LEAGUE ROLAIDS RELIEF MAN

Player	Teams	Pts	Year
Ryan Speier	Tulsa	115	2004

## LEAGUE MVP

Player	League	Year
Rene Reyes	Arizona Rookie	1998
Garrett Atkins (Co)	Northwest	2000
Rene Reyes	South Atlantic	2001
Brad Hawpe	Carolina	2002
Ryan Shealy	Pioneer	2002
Matt Miller	South Atlantic	2005
Brandon Hynick	Pioneer	2006
Brandon Hynick	California	2007
Darin Holcomb	South Atlantic	2008
Jordan Pacheco	South Atlantic	2009
Kent Matthes	California	2011

## LEAGUE ROLAIDS RELIEF CHAMPION

Player	League	Team	Year
Diogenes Gomez	Arizona Rookie	Tucson	1998
Craig House	Northwest	Portland	1999
Travis Thompson	Carolina	Salem	1999
David Wainhouse	Pacific Coast	Colo. Springs	1999
Brad Clontz	Pacific Coast	Colo. Springs	2003
Jim Miller	Northwest	Tri City	2004
Ryan Speier	Texas	Tulsa	2004
Steven Register	Texas	Tulsa	2007
Andrew Johnston	Texas	Tulsa	2009
Craig Baker	California	Modesto	2009



## COLORADO SPRINGS SKY SOX (AAA)

*Pacific Coast League – Class AAA*

Security Service Field (1988)  
4385 Tutt Blvd, Colorado Springs, CO 80922  
719/597-1449 ♦ 719/597-7220 PR fax ♦ www.skysox.com  
GM: Tony Ensor ♦ PR contact: Mike Hobson ♦ Rockies affiliate since 1993



## TULSA DRILLERS (AA)

*Texas League – Class AA*

ONEOK Field (2010)  
201 North Elgin Avenue, Tulsa, OK 74120  
918/744-5998 ♦ 918/747-3267 fax ♦ www.tulsadrillers.com  
GM: Mike Melega ♦ PR contact: Brian Carroll ♦ Rockies affiliate since 2003



## MODESTO NUTS (A)

*California League – Class A-Advanced*

John Thurman Field (1952)  
601 Neece Rd., Modesto, CA 95351; mail: P.O. Box 883, Modesto, CA 95353  
209/572-4487 ♦ 209/572-4490 fax ♦ www.modestonuts.com  
GM: Mike Gorrasi ♦ PR contact: David Umfleet ♦ Rockies affiliate since 2005



## ASHEVILLE TOURISTS (A)

*South Atlantic League – Class A*

Mccormick Field (1992)  
30 Buchanan Place, Asheville, NC 28801  
828/258-0428 ♦ 828/258-0320 fax ♦ www.theashevilletourists.com  
GM: Larry Hawkins ♦ PR contact: Chris Smith ♦ Rockies affiliate since 1994



## TRI CITY DUST DEVILS (SS-A)

*Northwest League – Class A - Short Season*

Gesa Stadium (1995)  
6200 Burden Blvd., Pasco, WA 99301  
509/544-8789 ♦ 509/547-9570 fax ♦ www.dustdevilsbaseball.com  
Vice President/GM: Derrel Ebert ♦ Affiliate since 2001



## GRAND JUNCTION ROCKIES (R)

*Pioneer League – Rookie*

Suplizio Field (1949; Renovation in 2012)  
1315 North Avenue, Grand Junction, CO 81501  
970/255-7625 ♦ 970/241-2374 fax ♦ www.gjrockies.com  
GM: Tim Ray ♦ Rockies affiliate since 2001 - Grand Junction since 2012



## DOMINICAN SUMMER LEAGUE ROCKIES (R)

*Dominican Summer League – Rookie*

Complejo Las Americas - Calle Prolongacion Caracol  
Boca Chica, Santo Domingo, Dominican Republic  
809/696-3324

### ORGANIZATIONAL TRAINERS



**Heath Townsend**  
Colo. Springs



**Austin O'Shea**  
Tulsa



**Chris Dovey**  
Modesto



**Billy Whitehead**  
Asheville



**Andy Stover**  
Tri-City



**Josh Guterman**  
Casper



**Jason McWilliams**  
Denver

# 2012 Minor League Schedule

ROCKIES	DAY	DATE	CO. SPRINGS (144)	TULSA (140)	MODESTO (140)	ASHEVILLE (140)	TRI-CITY (76)	G. JUNCT. (76)
@ HOU	Friday	Apr-6	at Reno	at San Antonio	SAN JOSE	DELMARVA		
@ HOU	Saturday	Apr-7	at Reno	at San Antonio	SAN JOSE	DELMARVA		
@ HOU	Sunday	Apr-8	at Reno	at San Antonio	SAN JOSE	DELMARVA		
- OFF -	Monday	Apr-9	at Tacoma	at Corpus Christi	VISALIA	WEST VIRGINIA		
SF	Tuesday	Apr-10	at Tacoma	at Corpus Christi	VISALIA	WEST VIRGINIA		
SF	Wednesday	Apr-11	at Tacoma	OFF	VISALIA	WEST VIRGINIA		
AZ	Thursday	Apr-12	at Tacoma	SAN ANTONIO	VISALIA	WEST VIRGINIA		
AZ	Friday	Apr-13	LAS VEGAS	SAN ANTONIO	at Stockton	at Hickory		
AZ	Saturday	Apr-14	LAS VEGAS	SAN ANTONIO	at Stockton	at Hickory		
AZ	Sunday	Apr-15	LAS VEGAS	CORPUS CHRISTI	at Stockton	at Hickory		
SD	Monday	Apr-16	LAS VEGAS	CORPUS CHRISTI	at Inland Empire	at West Virginia		
SD	Tuesday	Apr-17	TUCSON	CORPUS CHRISTI	at Inland Empire	at West Virginia		
SD	Wednesday	Apr-18	TUCSON	OFF	at Inland Empire	at West Virginia		
- OFF -	Thursday	Apr-19	TUCSON	at Springfield	STOCKTON	ROME		
@ MIL	Friday	Apr-20	TUCSON	at Springfield	STOCKTON	ROME		
@ MIL	Saturday	Apr-21	at Las Vegas	at Springfield	STOCKTON	ROME		
@ MIL	Sunday	Apr-22	at Las Vegas	at Springfield	STOCKTON	ROME		
@ PIT	Monday	Apr-23	at Las Vegas	ARKANSAS	at Visalia	OFF		
@ PIT	Tuesday	Apr-24	at Las Vegas	ARKANSAS	at Visalia	at Lakewood		
@ PIT	Wednesday	Apr-25	OFF	ARKANSAS	at Visalia	at Lakewood		
- OFF -	Thursday	Apr-26	at Fresno	ARKANSAS	at Visalia	at Lakewood		
NYM	Friday	Apr-27	at Fresno	SPRINGFIELD	BAKERSFIELD	at Lakewood		
NYM	Saturday	Apr-28	at Fresno	SPRINGFIELD	BAKERSFIELD	at Delmarva		
NYM	Sunday	Apr-29	at Fresno	SPRINGFIELD	BAKERSFIELD	at Delmarva		
LAD	Monday	Apr-30	at Sacramento	SPRINGFIELD	OFF	at Delmarva		
LAD	Tuesday	May-1	at Sacramento	at Arkansas	VISALIA	WEST VIRGINIA		
LAD	Wednesday	May-2	at Sacramento	at Arkansas	VISALIA	WEST VIRGINIA		
- OFF -	Thursday	May-3	at Sacramento	at Arkansas	VISALIA	WEST VIRGINIA		
ATL	Friday	May-4	FRESNO	at Arkansas	at Bakersfield	WEST VIRGINIA		
ATL	Saturday	May-5	FRESNO	at NW Arkansas	at Bakersfield	LEXINGTON		
ATL	Sunday	May-6	FRESNO	at NW Arkansas	at Bakersfield	LEXINGTON		
@ SD	Monday	May-7	at Nashville	at NW Arkansas	SAN JOSE	LEXINGTON		
@ SD	Tuesday	May-8	at Nashville	at NW Arkansas	SAN JOSE	LEXINGTON		
@ SD	Wednesday	May-9	at Nashville	OFF	SAN JOSE	OFF		
- OFF -	Thursday	May-10	at Nashville	ARKANSAS	at Stockton	at Rome		
@ LAD	Friday	May-11	at Nashville	ARKANSAS	at Stockton	at Rome		
@ LAD	Saturday	May-12	at Memphis	ARKANSAS	at Stockton	at Rome		
@ LAD	Sunday	May-13	at Memphis	ARKANSAS	OFF	at Rome		
@ SF	Monday	May-14	at Memphis	NW ARKANSAS	at San Jose	at Greenville		
@ SF	Tuesday	May-15	at Memphis	NW ARKANSAS	at San Jose	at Greenville		
AZ	Wednesday	May-16	OFF	NW ARKANSAS	at San Jose	at Greenville		
AZ	Thursday	May-17	NEW ORLEANS	NW ARKANSAS	STOCKTON	HICKORY		
SEA	Friday	May-18	NEW ORLEANS	at Springfield	STOCKTON	HICKORY		
SEA	Saturday	May-19	NEW ORLEANS	at Springfield	STOCKTON	HICKORY		
SEA	Sunday	May-20	NEW ORLEANS	at Springfield	LAKE ELSINORE	HICKORY		
@ MIA	Monday	May-21	OKLAHOMA CITY	at Springfield	LAKE ELSINORE	GREENVILLE		
@ MIA	Tuesday	May-22	OKLAHOMA CITY	OFF	LAKE ELSINORE	GREENVILLE		
@ MIA	Wednesday	May-23	OKLAHOMA CITY	FRISCO	OFF	GREENVILLE		
- OFF -	Thursday	May-24	OKLAHOMA CITY	FRISCO	at High Desert	at Rome		
@ CIN	Friday	May-25	at Fresno	FRISCO	at High Desert	at Rome		
@ CIN	Saturday	May-26	at Fresno	MIDLAND	at High Desert	at Rome		
@ CIN	Sunday	May-27	at Fresno	MIDLAND	at Rancho Cucamonga	at Rome		
HOU	Monday	May-28	at Fresno	MIDLAND	OFF	CHARLESTON		
- OFF -	Tuesday	May-29	at Salt Lake	OFF	at Rancho Cucamonga	CHARLESTON		
HOU	Wednesday	May-30	at Salt Lake	at Frisco	HIGH DESERT	CHARLESTON		
HOU	Thursday	May-31	at Salt Lake	at Frisco	HIGH DESERT	at Augusta		
LAD	Friday	Jun-1	at Salt Lake	at Frisco	HIGH DESERT	at Augusta		
LAD	Saturday	Jun-2	TUCSON	at Midland	at Bakersfield	at Augusta		
LAD	Sunday	Jun-3	TUCSON	at Midland	at Bakersfield	OFF		
@ AZ	Monday	Jun-4	TUCSON	at Midland	OFF	at Savannah		
@ AZ	Tuesday	Jun-5	TUCSON	OFF	INLAND EMPIRE	at Savannah		
- OFF -	Wednesday	Jun-6	OFF	SPRINGFIELD	INLAND EMPIRE	at Savannah		
LAA	Thursday	Jun-7	SACRAMENTO	SPRINGFIELD	INLAND EMPIRE	at Savannah		
LAA	Friday	Jun-8	SACRAMENTO	SPRINGFIELD	BAKERSFIELD	WEST VIRGINIA		
LAA	Saturday	Jun-9	SACRAMENTO	SPRINGFIELD	BAKERSFIELD	WEST VIRGINIA		
LAA	Sunday	Jun-10	SACRAMENTO	NW ARKANSAS	BAKERSFIELD	WEST VIRGINIA		
- OFF -	Monday	Jun-11	RENO	NW ARKANSAS	at Visalia	at Greenville		
OAK	Tuesday	Jun-12	RENO	NW ARKANSAS	at Visalia	at Greenville		
OAK	Wednesday	Jun-13	RENO	NW ARKANSAS	at Visalia	at Greenville		
OAK	Thursday	Jun-14	at Las Vegas	at Arkansas	at San Jose	at Lexington	EVERETT	
@ DET	Friday	Jun-15	at Las Vegas	at Arkansas	at San Jose	at Lexington	EVERETT	
@ DET	Saturday	Jun-16	at Las Vegas	at Arkansas	at San Jose	at Lexington	EVERETT	
@ DET	Sunday	Jun-17	at Las Vegas	at Arkansas	**All-Star Break**	at Lexington	EVERETT	
- OFF -	Monday	Jun-18	OFF	at NW Arkansas		**All-Star Break**	EVERETT	at Ogden
@ PHI	Tuesday	Jun-19	SALT LAKE	at NW Arkansas			EVERETT	at Ogden
@ PHI	Wednesday	Jun-20	SALT LAKE	at NW Arkansas			at Vancouver	at Ogden
@ PHI	Thursday	Jun-21	SALT LAKE	at NW Arkansas	STOCKTON	ROME	at Vancouver	at Idaho Falls
@ TEX	Friday	Jun-22	SALT LAKE	STOCKTON	STOCKTON	ROME	at Vancouver	at Idaho Falls
@ TEX	Saturday	Jun-23	TACOMA	SPRINGFIELD	STOCKTON	ROME	at Vancouver	at Idaho Falls
@ TEX	Sunday	Jun-24	TACOMA	SPRINGFIELD	STOCKTON	ROME	at Vancouver	at Idaho Falls
WAS	Monday	Jun-25	TACOMA	SPRINGFIELD	at Lancaster	at Augusta	YAKIMA	OREM
WAS	Tuesday	Jun-26	TACOMA	**All-Star Break**	at Lancaster	at Augusta	YAKIMA	OREM
WAS	Wednesday	Jun-27	at Tucson		at Lancaster	at Augusta	YAKIMA	OREM
WAS	Thursday	Jun-28	at Tucson		at Bakersfield	at Augusta	at Yakima	at Ogden
SD	Friday	Jun-29	at Tucson		at Bakersfield	at Lexington	at Yakima	at Ogden
SD	Saturday	Jun-30	at Sacramento	at San Antonio	at Bakersfield	at Lexington	at Ogden	at Yakima
SD	Sunday	Jul-1	at Sacramento	at San Antonio	LANCASTER	at Lexington	BOISE	at Orem
@ STL	Monday	Jul-2	at Sacramento	at Corpus Christi	LANCASTER	at Lexington	BOISE	at Orem
@ STL	Tuesday	Jul-3	at Sacramento	at Corpus Christi	LANCASTER	at Lexington	BOISE	at Orem

S E A S O N  
 B E G I N S  
 O N  
 J U N E  
 1 5



ROCKIES	DAY	DATE	CO. SPRINGS (144)	TULSA (140)	MODESTO (140)	ASHEVILLE (140)	TRI-CITY (76)	G. JUNCT. (76)
@ STL	Wednesday	Jul-4	RENO	at Corpus Christi	at San Jose	AUGUSTA	at Boise	OREM
@ STL	Thursday	Jul-5	RENO	at San Antonio	at San Jose	AUGUSTA	at Boise	IDAHO FALLS
@ WAS	Friday	Jul-6	RENO	SAN ANTONIO	at San Jose	AUGUSTA	at Boise	IDAHO FALLS
@ WAS	Saturday	Jul-7	RENO	SAN ANTONIO	at High Desert	AUGUSTA	SPOKANE	OGDEN
@ WAS	Sunday	Jul-8	RENO	CORPUS CHRISTI	at High Desert	AUGUSTA	SPOKANE	OGDEN
**All-Star Break**	Monday	Jul-9	**All-Star Break**	CORPUS CHRISTI	at High Desert	OFF	SPOKANE	OGDEN
	Tuesday	Jul-10		CORPUS CHRISTI	OFF	at Charleston	OFF	OFF
	Wednesday	Jul-11		OFF	SAN JOSE	at Charleston	at Everett	at Missoula
	Thursday	Jul-12	at Tacoma	at Arkansas	SAN JOSE	at Charleston	at Everett	at Missoula
PHI	Friday	Jul-13	at Tacoma	at Arkansas	SAN JOSE	at Charleston	at Everett	at Billings
PHI	Saturday	Jul-14	at Tacoma	at Arkansas	at Lancaster	at Rome	at Everett	at Billings
PHI	Sunday	Jul-15	at Tacoma	at Arkansas	at Lancaster	at Rome	at Everett	at Billings
PIT	Monday	Jul-16	SALT LAKE	SPRINGFIELD	at Lancaster	at Rome	at Spokane	at Billings
PIT	Tuesday	Jul-17	SALT LAKE	SPRINGFIELD	at Lancaster	at Rome	at Spokane	at Billings
PIT	Wednesday	Jul-18	SALT LAKE	SPRINGFIELD	VISALIA	at Rome	OFF	OFF
@ - OFF -	Thursday	Jul-19	SALT LAKE	SPRINGFIELD	VISALIA	GREENSBORO	SALEM-KEISER	MISSOULA
@ SD	Friday	Jul-20	TACOMA	at Arkansas	at Lake Elsnore	GREENSBORO	SALEM-KEISER	MISSOULA
@ SD	Saturday	Jul-21	TACOMA	at Arkansas	at Lake Elsnore	GREENSBORO	SALEM-KEISER	MISSOULA
@ SD	Sunday	Jul-22	TACOMA	at Arkansas	at Lake Elsnore	GREENSBORO	SALEM-KEISER	MISSOULA
@ AZ	Monday	Jul-23	TACOMA	at Arkansas	OFF	GREENVILLE	SALEM-KEISER	BILLINGS
@ AZ	Tuesday	Jul-24	TACOMA	at Reno	HIGH DESERT	GREENVILLE	GREENVILLE	SPOKANE
@ AZ	Wednesday	Jul-25	at Reno	at NW Arkansas	HIGH DESERT	GREENVILLE	SPOKANE	BILLINGS
- OFF -	Thursday	Jul-26	at Reno	at NW Arkansas	HIGH DESERT	GREENVILLE	SPOKANE	OFF
CIN	Friday	Jul-27	at Reno	at NW Arkansas	SAN JOSE	GREENVILLE	at Boise	at Idaho Falls
CIN	Saturday	Jul-28	FRESNO	ARKANSAS	SAN JOSE	at Charleston	at Boise	at Idaho Falls
CIN	Sunday	Jul-29	FRESNO	ARKANSAS	SAN JOSE	at Charleston	at Boise	at Idaho Falls
- OFF -	Monday	Jul-30	FRESNO	ARKANSAS	OFF	LEXINGTON	OFF	OFF
STL	Tuesday	Jul-31	FRESNO	NW ARKANSAS	at Visalia	LEXINGTON	at Yakima	OREM
STL	Wednesday	Aug-1	at Iowa	NW ARKANSAS	at Visalia	LEXINGTON	at Yakima	OREM
STL	Thursday	Aug-2	at Iowa	NW ARKANSAS	at Visalia	LEXINGTON	at Yakima	OREM
SF	Friday	Aug-3	at Iowa	at Springfield	BAKERSFIELD	SAVANNAH	YAKIMA	OGDEN
SF	Saturday	Aug-4	at Iowa	at Springfield	BAKERSFIELD	SAVANNAH	YAKIMA	OGDEN
SF	Sunday	Aug-5	at Omaha	at Springfield	BAKERSFIELD	SAVANNAH	YAKIMA	OGDEN
@ LAD	Monday	Aug-6	at Omaha	at Springfield	OFF	SAVANNAH	VANCOUVER	at Orem
@ LAD	Tuesday	Aug-7	at Omaha	OFF	RANCHO CUCAMONGA	OFF	VANCOUVER	at Orem
@ LAD	Wednesday	Aug-8	at Omaha	FRISCO	RANCHO CUCAMONGA	at Hickory	VANCOUVER	at Orem
- OFF -	Thursday	Aug-9	OFF	FRISCO	RANCHO CUCAMONGA	at Hickory	VANCOUVER	at Ogden
@ SF	Friday	Aug-10	ROUND ROCK	FRISCO	at Stockton	at Hickory	VANCOUVER	at Ogden
@ SF	Saturday	Aug-11	ROUND ROCK	MIDLAND	at Stockton	at Hickory	at Eugene	at Ogden
@ SF	Sunday	Aug-12	ROUND ROCK	MIDLAND	at Stockton	OFF	OFF	OFF
MIL	Monday	Aug-13	ROUND ROCK	MIDLAND	OFF	CHARLESTON	at Eugene	HELENA
MIL	Tuesday	Aug-14	ALBUQUERQUE	OFF	at Visalia	CHARLESTON	at Eugene	HELENA
MIL	Wednesday	Aug-15	ALBUQUERQUE	at Frisco	at Visalia	CHARLESTON	at Eugene	HELENA
MIA	Thursday	Aug-16	ALBUQUERQUE	at Frisco	at Visalia	GREENVILLE	BOISE	GREAT FALLS
MIA	Friday	Aug-17	ALBUQUERQUE	at Frisco	at Visalia	GREENVILLE	BOISE	GREAT FALLS
MIA	Saturday	Aug-18	at Salt Lake	at Midland	at Visalia	GREENVILLE	BOISE	GREAT FALLS
MIA	Sunday	Aug-19	at Salt Lake	at Midland	at Visalia	GREENVILLE	at Spokane	GREAT FALLS
@ NYM	Monday	Aug-20	at Salt Lake	at Midland	at Stockton	at Savannah	at Spokane	OFF
@ NYM	Tuesday	Aug-21	at Salt Lake	ARKANSAS	at Stockton	at Savannah	at Spokane	at Helena
@ NYM	Wednesday	Aug-22	at Tucson	ARKANSAS	at Stockton	at Savannah	EUGENE	at Helena
@ NYM	Thursday	Aug-23	at Tucson	ARKANSAS	at Stockton	at Greenville	EUGENE	at Helena
@ CHC	Friday	Aug-24	at Tucson	ARKANSAS	at Stockton	at Greenville	EUGENE	at Helena
@ CHC	Saturday	Aug-25	at Tucson	NW ARKANSAS	BAKERSFIELD	at Greenville	EUGENE	at Great Falls
@ CHC	Sunday	Aug-26	at Tucson	NW ARKANSAS	BAKERSFIELD	at Greenville	EUGENE	at Great Falls
LAD	Monday	Aug-27	SACRAMENTO	NW ARKANSAS	BAKERSFIELD	OFF	OFF	at Great Falls
LAD	Tuesday	Aug-28	SACRAMENTO	at Springfield	STOCKTON	SAVANNAH	at Salem-Keiser	at Idaho Falls
LAD	Wednesday	Aug-29	SACRAMENTO	at Springfield	STOCKTON	SAVANNAH	at Salem-Keiser	at Idaho Falls
- OFF -	Thursday	Aug-30	SACRAMENTO	at Springfield	STOCKTON	SAVANNAH	at Salem-Keiser	at Orem
@ SD	Friday	Aug-31	SACRAMENTO	at Springfield	STOCKTON	SAVANNAH	at Salem-Keiser	at Orem
SD	Saturday	Sep-1	LAS VEGAS	at NW Arkansas	at San Jose	at Hagerstown	at Salem-Keiser	IDAHO FALLS
SD	Sunday	Sep-2	LAS VEGAS	at NW Arkansas	at San Jose	at Hagerstown	IDAHO FALLS	IDAHO FALLS
@ ATL	Monday	Sep-3	LAS VEGAS	at NW Arkansas	at San Jose	at Hagerstown	IDAHO FALLS	IDAHO FALLS
@ ATL	Tuesday	Sep-4						
@ ATL	Wednesday	Sep-5						
@ ATL	Thursday	Sep-6						
@ PHI	Friday	Sep-7						
@ PHI	Saturday	Sep-8						
@ PHI	Sunday	Sep-9						
SF	Monday	Sep-10						
SF	Tuesday	Sep-11						
SF	Wednesday	Sep-12						
- OFF -	Thursday	Sep-13						
@ SD	Friday	Sep-14						
@ SD	Saturday	Sep-15						
@ SD	Sunday	Sep-16						
@ SF	Monday	Sep-17						
@ SF	Tuesday	Sep-18						
@ SF	Wednesday	Sep-19						
@ SF	Thursday	Sep-20						
AZ	Friday	Sep-21						
AZ	Saturday	Sep-22						
AZ	Sunday	Sep-23						
AZ	Monday	Sep-24						
CHC	Tuesday	Sep-25						
CHC	Wednesday	Sep-26						
CHC	Thursday	Sep-27						
@ LAD	Friday	Sep-28						
@ LAD	Saturday	Sep-29						
@ LAD	Sunday	Sep-30						
@ AZ	Monday	Oct-1						
@ AZ	Tuesday	Oct-2						
@ AZ	Wednesday	Oct-3						





# Colorado Springs Sky Sox (AAA)



## Stu Cole Manager



Stu Cole begins his 17th season with the Rockies organization, his 12th as a manager...2012 will be Stu's third full season as the head man in Colorado Springs...Cole was promoted to manage the Triple-A Sky Sox in mid-season 2009, replacing Tom Runnels...prior to joining the Sky Sox, Cole was the manager of the Double-A Tulsa Drillers...Cole took over as Drillers Manager in 2006...he led his club to a playoff berth after guiding his team to the first-half North Division title with a 41-29 record in his first season...prior to managing the Drillers, Cole was at the helm of Colorado's High-A team for four seasons...Cole possesses a 719-761 (.486) record as a minor league skipper...in 2003, he guided Visalia to a league and organizational-best 79-61 record (.564) en route to being named California League Manager of the Year...the Oaks swept Modesto in the opening round of the Cal League playoffs and then

came within one win of advancing to the finals, only to lose to Stockton...prior to his managerial jobs, Stu spent six years as a minor league coach, all with Colorado...a former infielder, Cole played nine seasons of pro ball, his last three with the Rockies' Triple-A affiliate in Colorado Springs from 1993-95...he began his pro career in 1987 after being selected in the third round of that June's draft by Kansas City...a former UNC-Charlotte star, Stu made his Major League debut September 5, 1991 at Chicago and played nine games for the Royals that year...Stu has two children, Victoria, and son Stu Jr...he makes his offseason home in Charlotte, NC with his wife Maria.

### COLE'S MANAGERIAL RECORD

Year	Club	League	W	L	Pct.	Finish	Postseason
2001	Tri City	Northwest (Short-A)	39	36	.520	2nd	None
2002	Salem	Carolina (High-A)	74	66	.529	2nd/3rd	None
2003	Visalia	California (High-A)	79	61	.564	3rd/1st	Defeated Modesto, lost to Stockton in semis
2004	Visalia	California (High-A)	56	84	.400	3rd/5th	None
2005	Modesto	California (High-A)	72	67	.518	2nd/3rd	Defeated Stockton, lost to San Jose in semis
2006	Tulsa	Texas (Double-A)	75	64	.540	1st/2nd	Lost to Wichita in Division Series
2007	Tulsa	Texas (Double-A)	69	69	.500	2nd/2nd	None
2008	Tulsa	Texas (Double-A)	58	82	.414	4th/3rd	None
2009	Tulsa	Texas (Double-A)	24	22	.522	N/A	-
2010	Colo. Springs	Pacific Coast (Triple-A)	45	51	.479	2nd	None
2010	Colo. Springs	Pacific Coast (Triple-A)	64	79	.448	3rd	None
2011	Colo. Springs	Pacific Coast (Triple-A)	64	80	.444	3rd	None
<b>TOTALS</b>			<b>719</b>	<b>761</b>	<b>.486</b>		



## Bo McLaughlin Pitching Coach



Bo McLaughlin, 56, begins his first season as the Triple-A Pitching Coach after spending three seasons as the Rockies Roving Pitching Coordinator...prior to his coordinator position, Bo spent six seasons as the Double-A Tulsa Pitching Coach...McLaughlin has tutored several hurlers that have become Major League pitchers for the Rockies, including Jeff Francis, Ubaldo Jimenez, Manuel Corpas and Franklin Morales, among others...under McLaughlin's guidance in 2004, Jeff Francis was named Baseball America's Minor League Player of the Year and Ryan Speier won the Rolands Relief Man Award...prior to joining the Rockies, Bo was a member of the Orioles organization for four years, serving as Minor League Pitching Coordinator from 1999-2001 after spending 1998 as the pitching coach at Bowie (AA)...joined the Orioles from Montreal,

where he was the Triple-A pitching coach at Ottawa in 1997 and the Double-A pitching coach for Harrisburg in 1995-96...began his coaching career in the Cubs organization with Single-A Peoria (1993) and Double-A Orlando (1994)...Houston's first round selection (14th overall) in the 1975 June Draft, Bo pitched all or part of six seasons in the Majors for the Astros (1976-79), Braves (1979) and A's (1981-82)...was a two-time All-American at Lipscomb University in Nashville, Tennessee (1974-75)...full name is Michael Duane McLaughlin...Bo and his wife, Edna, and children, Nate, Natalie and Steve, reside in Mesa, AZ.



## Rene Lachemann Coach



Rene Lachemann will enter his fifth season in Colorado's Minor League organization after spending the previous three seasons as a Major League coach for the Oakland A's...the 64-year-old served as the A's bench coach in 2005, the first base coach in 2006 and spent the 2007 season as the club's third base coach...Lachemann's career in professional baseball spans over 46 years and includes Major League managerial stints in Seattle (1981-83), Milwaukee (1984) and Florida (1993-96)...his career record as a Major League manager is 428-559 (.434)...he has been on coaching staffs of teams that have reached postseason play five times (1986 with Boston; 1988-90 with Oakland), including four World Series appearances...he was also a member of the American League's coaching staff for the 1987 and 1990 All-Star

Games...Lachemann has also served as a bench coach for Seattle (2003-04) and Chicago-NL (2000-02) and third base coach in St. Louis (1997-99), where he was reunited with Tony LaRussa...he began his managerial career in 1973, spending five seasons in Oakland's minor league chain...in 1978, he earned manager of the year honors at Mayaguez after leading the Puerto Rican team to the Caribbean World Series championship. A native of Los Angeles, Lachemann attended Dorsey High School and the University of Southern California...he resides in Scottsdale, AZ with his wife, Lauri, and two sons, Jim and Britt, and three grandchildren.



# COLORADO SPRINGS 2011 FINAL STATISTICS

BATTER	AVG	G	AB	R	H	2B	3B	HR	RBI	BB	IBB	SO	SB	CS	OBP	SLG
Alfonzo, Eliezer	.319	31	94	21	30	7	0	12	37	2	0	16	2	1	.347	.777
Amezaga, Alfredo	.305	67	239	49	73	19	1	4	41	29	1	36	4	2	.385	.444
Beerer, Scott	.372	41	148	19	55	12	0	3	28	3	0	24	1	2	.401	.514
Blackmon, Charlie	.337	58	243	49	82	19	4	10	49	19	0	34	12	5	.393	.572
Cantu, Jorge	.280	30	118	16	33	6	0	5	18	6	0	16	0	0	.320	.458
Emaus, Brad	.313	45	163	37	51	10	2	9	28	20	0	24	3	3	.389	.564
Fields, Josh	.365	50	178	53	65	20	1	11	45	20	1	37	7	0	.429	.674
Fowler, Dexter	.237	24	97	17	23	6	1	2	9	15	0	24	2	1	.345	.381
Garner, Cole	.330	46	185	38	61	8	5	8	35	10	0	47	4	2	.366	.557
Giambi, Jason	.429	3	7	2	3	0	0	0	3	0	0	2	0	0	.500	.429
Gonzalez, Carlos	.300	3	10	1	3	0	0	0	0	0	0	0	0	0	.300	.300
Jacobs, Mike	.298	117	429	70	128	30	1	23	97	58	2	105	3	3	.376	.534
Macri, Matt	.273	114	374	56	102	24	4	13	65	34	1	73	1	1	.336	.463
Mather, Joe	.321	55	209	36	67	14	1	6	31	18	0	39	3	0	.363	.483
Merchan, Jesus	.366	26	93	14	34	3	1	0	11	10	0	9	0	0	.419	.419
Merchan, Jesus	.301	84	276	36	83	11	1	1	28	19	0	27	0	1	.350	.359
Nazario, Radames	.288	19	66	9	19	7	1	0	9	1	0	17	0	1	.299	.424
Nelson, Chris	.329	73	289	52	95	20	5	11	65	17	0	48	3	3	.366	.527
Pacheco, Jordan	.278	97	363	57	101	21	3	3	50	30	0	48	2	2	.343	.377
Pagnozzi, Matt	.275	54	178	26	49	13	2	3	29	16	0	40	0	2	.337	.421
Paulk, Mike	.326	87	288	47	94	19	3	6	33	29	0	45	1	3	.384	.476
Rohlinger, Ryan	.284	70	243	49	69	15	5	5	35	37	0	43	0	2	.382	.449
Rohlinger, Ryan	.247	103	364	71	90	19	5	10	51	56	1	57	2	3	.353	.409
Salazar, Jeff	.234	30	64	19	15	2	0	3	9	16	0	14	8	0	.395	.406
Schaeffer, Warren	.277	26	65	9	18	5	1	0	3	2	0	13	0	0	.299	.385
Spilborghs, Ryan	.444	10	45	8	20	3	0	3	10	2	0	6	0	0	.468	.711
Stewart, Ian	.275	45	171	29	47	10	1	14	42	22	1	51	1	0	.359	.591
Taveras, Willy	.302	97	391	67	118	17	5	10	44	21	1	51	13	4	.336	.448
Wigginton, Ty	.286	2	7	1	2	0	0	0	1	2	0	1	0	0	.444	.286
Young, Eric	.363	58	223	61	81	18	9	2	28	39	0	36	17	1	.454	.552
<b>Team Total</b>	<b>.305</b>	<b>144</b>	<b>5131</b>	<b>932</b>	<b>1564</b>	<b>334</b>	<b>56</b>	<b>166</b>	<b>862</b>	<b>484</b>	<b>7</b>	<b>955</b>	<b>87</b>	<b>38</b>	<b>.366</b>	<b>.489</b>

PITCHER	W	L	ERA	G	GS	CG	SHO	SV	SVO	IP	H	R	ER	HR	HB	BB	IBB	SO	BK	WP	AVG
Billings, Bruce	6	2	4.47	29	0	0	0	1	2	50.1	58	29	25	4	2	21	0	47	0	2	.289
Brothers, Rex	3	2	2.89	25	0	0	0	0	2	28.0	29	10	9	2	0	15	1	45	0	2	.266
Buckner, Billy	4	8	6.03	23	21	0	0	0	0	109.0	136	91	73	12	7	52	0	80	0	12	.313
Colome, Jesus	0	2	10.38	10	1	0	0	0	1	13.0	28	16	15	1	0	4	0	9	0	3	.444
Cook, Aaron	1	0	5.52	2	2	0	0	0	0	14.2	13	9	9	2	0	2	0	5	0	1	.236
Daley, Matt	0	2	6.28	17	0	0	0	0	0	14.1	20	12	10	2	0	3	0	15	0	1	.345
Escalona, Edgmer	3	1	3.18	34	0	0	0	1	3	39.2	35	14	14	4	3	11	1	40	1	5	.241
Espineli, Geno	0	0	30.86	3	0	0	0	0	0	2.1	11	9	8	2	0	2	0	5	0	0	.611
Gonzalez, Edgar	5	3	5.29	15	14	0	0	0	0	80.0	93	56	47	9	4	24	0	53	0	6	.291
Graham, Andy	0	2	7.21	31	10	0	0	0	0	53.2	78	49	43	8	2	33	0	42	0	3	.344
Johnson, Alan	5	11	7.43	26	23	0	0	0	0	132.0	201	118	109	13	2	60	0	85	0	0	.361
Johnson, Blake	2	1	7.62	20	0	0	0	0	0	26.0	36	28	22	4	5	8	0	17	0	4	.324
Johnson, Blake	5	2	7.51	34	1	0	0	1	3	56.1	77	53	47	5	6	25	0	36	0	7	.329
Johnson, Andrew	2	3	8.29	38	0	0	0	3	5	42.1	83	42	39	4	2	10	1	26	0	3	.423
Lindstrom, Matt	0	0	13.50	2	0	0	0	0	1	2.0	4	3	3	1	0	0	0	4	0	0	.400
Macri, Matt	0	0	4.50	2	0	0	0	0	0	2.0	2	1	1	1	0	1	0	0	0	0	.333
Maine, John	1	3	7.43	11	11	0	0	0	0	46.0	58	48	38	6	3	37	2	35	0	8	.315
Miller, Jim	8	5	5.25	65	0	0	0	24	29	72.0	93	48	42	7	5	21	4	73	0	3	.314
Molleken, Dustin	0	0	18.00	1	0	0	0	0	1	1.0	3	2	2	0	0	1	0	1	0	0	.500
Mortensen, Clayton	2	8	9.42	15	15	0	0	0	0	64.0	104	71	67	13	2	29	1	54	0	6	.370
Muecke, Josh	2	4	6.80	10	10	0	0	0	0	45.0	59	42	34	9	1	25	0	29	0	4	.322
Perkins, Daniel	0	1	32.40	1	1	0	0	0	0	1.2	5	6	6	0	0	5	0	1	0	2	.714
Reynolds, Greg	6	7	6.81	19	19	0	0	0	0	109.2	160	88	83	10	2	32	1	65	0	0	.343
Riordan, Cory	0	0	3.86	1	1	0	0	0	0	7.0	7	3	3	0	0	0	0	4	0	0	.259
Roenicke, Josh	0	1	3.52	23	0	0	0	0	0	30.2	30	14	12	3	1	7	0	22	1	0	.263
Roenicke, Josh	1	4	4.58	39	0	0	0	0	2	53.0	55	35	27	6	3	22	0	42	1	3	.271
Rogers, Esmil	1	2	6.26	5	5	0	0	0	0	23.0	36	16	16	3	2	5	0	15	0	3	.364
Romero, J.C.	0	0	3.38	3	0	0	0	0	0	2.2	2	1	1	0	0	3	0	3	0	0	.200
Schaeffer, Warren	0	0	36.00	1	0	0	0	0	0	1.0	6	4	4	1	0	1	0	0	0	0	.750
Street, Huston	0	0	0.00	2	0	0	0	0	0	2.0	0	0	0	0	0	0	0	2	0	0	.000
Stults, Eric	4	4	4.63	52	0	0	0	1	5	88.0	76	39	35	11	0	16	2	69	0	4	.275
Torres, Joe	0	0	0.00	1	0	0	0	0	0	1.0	0	0	0	0	0	0	0	0	0	0	.000
Vargas, Claudio	2	2	11.08	8	4	0	0	0	0	26.0	50	34	32	6	1	13	0	19	0	1	.407
Weiser, Keith	1	1	4.11	27	0	0	0	0	0	30.2	39	15	14	4	0	11	1	20	0	0	.315
White, Sean	4	2	5.68	53	1	0	0	0	4	82.1	103	55	52	6	4	49	0	54	3	7	.320
Williamson, Joey	2	3	7.12	9	6	0	0	0	0	36.2	53	32	29	5	1	21	0	30	1	1	.349
<b>Team Total</b>	<b>64</b>	<b>80</b>	<b>6.41</b>	<b>144</b>	<b>144</b>	<b>0</b>	<b>1</b>	<b>30</b>	<b>53</b>	<b>1259.2</b>	<b>1711</b>	<b>1005</b>	<b>897</b>	<b>153</b>	<b>49</b>	<b>522</b>	<b>14</b>	<b>969</b>	<b>6</b>	<b>81</b>	<b>.329</b>

Farm System



# ROCKIES TRIPLE-A RECORDS

*Note: All records consist of when the team was Colorado's affiliate only.*

## ALL-TIME AFFILIATES

1993-present . . . . Colorado Springs Sky Sox (Pacific Coast League)

## YEAR-BY-YEAR RESULTS

Year	W	L	Pct.	GB	Finish	Manager
1993	66	75	.468	20.0	2nd-3rd/South	Brad Mills
1994	70	69	.504	13.0	1st-4th/South	Brad Mills
1995*	77	66	.538	10.0	1st-2nd/South	Brad Mills
1996	58	83	.411	25.5	5th-5th/South	Brad Mills
1997	76	64	.543	10.5	1st-3rd/South	Paul Zuvella
1998	55	89	.382	30.0	4th/Central	Paul Zuvella
1999	66	73	.475	14.0	2nd/American	Bill Hayes
2000	74	68	.521	11.0	2nd/South	Chris Cron
2001	62	79	.440	20.0	4th/South	Chris Cron
2002	58	86	.403	20.0	4th/Central	Chris Cron
2003	73	70	.510	.5	2nd/Central	Rick Sofield
2004	78	65	.545	5.5	2nd/Central	Marv Foley
2005	65	78	.455	14.5	4th/Central	Marv Foley
2006	66	77	.462	14.5	4th/Central	Tom Runnells
2007	68	76	.472	6.5	2nd/North	Tom Runnells
2008	71	72	.497	12.5	3rd/North	Tom Runnells
2009	73	69	.514	0.0	2nd/North	TomRunnells/Stu Cole
2010	64	79	.448	10.0	3rd/North	Stu Cole
2011	64	80	.444	13.0	3rd/North	Stu Cole

\*- PCL Champions

## TEAM BATTING

Year	Rk	Avg.	G	AB	R	H	2B	3B	HR	BB	SO	SB
1993	4th	.295	141	4730	795	1397	280	63	127	461	905	134
1994	4th	.298	139	4815	846	1435	307	45	156	504	879	104
1995	3rd	.291	143	4819	821	1403	293	53	157	444	829	105
1996	4th	.282	142	4863	719	1370	264	35	117	519	879	81
1997	1st	.305	140	4937	924	1506	326	39	160	527	986	93
1998	6th	.281	144	4937	779	1387	277	47	134	468	958	66
1999	1st	.297	139	4793	793	1422	303	28	194	437	1012	100
2000	3rd	.295	142	4812	823	1419	286	53	136	573	959	149
2001	2nd	.290	141	4908	774	1424	293	35	146	424	1017	81
2002	6th	.277	144	4893	725	1356	308	35	142	447	1015	90
2003	2nd	.287	143	4856	707	1396	292	32	122	392	819	72
2004	1st	.307	143	4880	859	1496	340	31	178	488	929	80
2005	2nd	.296	143	4858	816	1439	326	47	145	488	973	89
2006	5th	.276	143	4880	696	1348	260	45	124	460	992	101
2007	2nd	.292	144	4943	748	1444	320	38	131	416	1026	98
2008	4th	.290	143	4994	855	1450	333	41	139	500	1033	111
2009	2nd	.289	142	4872	778	1407	257	56	87	520	824	169
2010	3rd	.285	143	4934	776	1407	296	52	116	480	972	76
2011	2nd	.305	144	5131	932	1564	334	56	166	484	955	87

## TEAM PITCHING

Year	Rk	ERA	G	CG	SHO	SV	IP	H	R	ER	BB	SO
1993	7th	5.04	141	12	10	34	1192	1413	800	667	545	895
1994	9th	5.73	139	13	7	29	1199	1492	862	764	489	814
1995	7th	4.91	143	4	11	32	1212	1359	760	661	509	803
1996	10th	5.57	142	3	6	31	1226	1411	842	759	535	909
1997	10th	5.91	140	6	3	27	1203	1406	881	791	584	962
1998	16th	5.88	144	6	1	25	1229	1488	947	803	637	958
1999	15th	5.50	139	10	2	34	1193	1457	830	730	504	909
2000	13th	5.28	142	9	7	32	1229	1363	811	721	482	928
2001	15th	5.25	141	5	6	21	1231	1459	826	718	400	1042
2002	16th	5.85	144	5	1	36	1245	1521	936	809	545	1007
2003	11th	4.47	143	6	5	38	1231	1332	733	612	468	956
2004	12th	5.05	143	2	7	36	1218	1365	775	684	455	1010
2005	15th	5.86	143	3	2	24	1222	1453	875	795	503	960
2006	16th	5.15	143	2	5	36	1255	1424	790	718	488	910
2007	14th	5.12	144	4	3	43	1246	1418	798	709	552	807
2008	14th	5.20	143	0	4	25	1253	1393	798	724	592	927
2009	13th	4.73	142	2	9	35	1244	1375	729	654	495	890
2010	15th	5.68	143	4	5	22	1240	1467	853	783	516	992
2011	16th	6.41	144	0	1	30	1260	1711	1005	897	522	969

- IP figures are rounded down at .1 and rounded up at .2

## INDIVIDUAL RECORDS

<b>HIGHEST BA (qualifiers)</b>		
.366	Garrett Atkins	2004
.354	Carlos Mendoza	2000
.352	Todd Helton	1997
<b>RUNS SCORED</b>		
118	Eric Young Jr.	2009
106	Phil Hiatt	2000
102	Mike McCoy	2009
102	Trenidad Hubbard	1995
<b>HITS</b>		
180	Neifi Perez	1996
175	Clint Barmes	2004
167	Matt Miller	2009
<b>DOUBLES</b>		
43	Garrett Atkins	2004
43	Dave Hajek	1999
43	Jim Tatum	1994
<b>TRIPLES</b>		
14	Carlos Mendoza	2000
12	Neifi Perez	1996
10	Eric Young Jr.	2009
10	Edgard Velazquez	1997
<b>HOME RUNS</b>		
41	J.R. Phillips	1999
36	Phil Hiatt	2000
33	Andy Tracy	2004
<b>RBI</b>		
121	Joe Koshansky	2008
120	Andy Tracy	2004
113	Tom Quinlan	1997
<b>STOLEN BASES</b>		
58	Eric Young Jr.	2009
40	Mike McCoy	2009
37	Trenidad Hubbard	1995
<b>ERA (qualifiers)</b>		
3.31	Curtis Leskanic	1994
3.33	Justin Hampson	2006
<b>INNINGS PITCHED</b>		
174.0	Doug Linton	2000
166.1	Robert Averette	2001
165.1	Ryan Hawblitzel	1993
<b>WINS</b>		
15	Nate Minchey	1997
14	Chris Gissell	2004
<b>STRIKEOUTS</b>		
136	Doug Linton	2000
134	Victor Santos	2002
125	Robert Averette	2001
<b>COMPLETE GAMES</b>		
6	Doug Linton	2000
<b>SHUTOUTS</b>		
3	Doug Linton	2000
2	Brandon Hynick	2009
2	Sun-Woo Kim	2006
2	Cory Vance	2003
2	Steve Bourgeois	1997
<b>APPEARANCES</b>		
65	Jim Miller	2011
61	Matt Miller	2003
60	Matt Whiteside	2002
60	Jim Czajkowski	1995
60	Matt Daley	2008
<b>SAVES</b>		
33	Ryan Speier	2007
30	Brad Clontz	2003

# Tulsa Drillers (AA)



## Duane Espy Manager



Espy will spend his second season as the manager of the Double-A Tulsa Drillers in 2012...2011 marked a return to managing in the Texas League for Espy...Espy spent the previous three seasons as the hitting coach for High-A Modesto Nuts after spending all 2007 as the hitting coach for Rookie-level Casper...Espy spent four seasons as the Major League hitting coach on manager Clint Hurdle's staff...Duane spent 30 years in the Minor Leagues as a player, coach, manager and hitting instructor until being named Padres hitting coach two months into the 2000 season...served two and a half years as San Diego's Major League hitting coach before joining Colorado...began the 2000 season as manager of San Diego's Triple-A affiliate in Las Vegas before being named to his first big league coaching position on May 30...Espy was San Diego's Minor League hitting instructor the previous four seasons (1996-99)...after finishing his playing career in 1978, Duane joined the Brewers organization in 1979...took his first job with the Brewers' Midwest League entry, Burlington, in 1979 and after one year coached with the club's Cal League affiliate, Stockton, in 1981-82...joined the Giants organization in 1983 as a coach at Double-A Shreveport...following three seasons with Shreveport, Duane coached at Triple-A Phoenix in 1986-87...was given his first managerial position with Single-A San Jose in 1988...led them into the Cal League playoffs in his first season as a skipper and then again in 1989, earning him Cal League Manager of the Year honors...the Giants then appointed him skipper of the Triple-A club in Phoenix where he managed in 1990 and 1991 before becoming the club's coordinator of Minor League hitting in 1992...finished out his career in San Francisco's organization as the hitting instructor in Phoenix before joining the Padres...originally drafted by the Brewers in 1971, Espy played eight seasons of Minor League baseball...he and his wife, Lea, have a daughter, Jessica, and a son, Dean, who attends UCLA and is a member of the baseball team.

### ESPY'S MANAGERIAL RECORD

Year	Club	League	W	L	Pct.	Finish
1979	Burlington	Midwest	53	83	.390	4th
1980	Burlington	Midwest	70	72	.493	2nd
1981	Stockton	California	68	71	.489	4th
1982	Stockton	California	81	57	.587	2nd
1983	Shreveport	Texas (AA)	72	64	.529	1st
1984	Shreveport	Texas (AA)	59	77	.434	4th
1985	Shreveport	Texas (AA)	72	64	.529	2nd
1988	San Jose	California (A)	91	52	.636	2nd
1989	San Jose	California (A)	81	61	.570	2nd
1990	Phoenix	Pacific Coast (AAA)	63	76	.453	4th
1991	Phoenix	Pacific Coast (AAA)	69	70	.493	4th
2000	Las Vegas	Pacific Coast (AAA)	73	70	.510	2nd
2011	Tulsa	Texas (AA)	68	72	.486	3rd
<b>TOTALS</b>			<b>920</b>	<b>889</b>	<b>.509</b>	



## Dave Schuler Pitching Coach



Schuler, who has over 17 years of coaching experience, will spend 2012 in his second season as the pitching coach for Double-A Tulsa...Schuler spent the 2010 season as Single-A Asheville's pitching coach following 2009 with Tri-City in the same role...he previously worked as a coordinator for the Horsey Family Youth Foundation in Delaware...his previous coaching duties came with Baltimore from 2000-04, where he was the pitching coach for the Delmarva Shorebirds and the Bowie Baysox...he began his coaching career in 1984 as pitching coach at the University of Nebraska at Omaha...spent seven seasons in the Yankees organization as a pitching coach...he worked his way up the Yankees' system as pitching coach for Single-A Ft. Lauderdale from 1989-90, Single-A Prince William from 1991-92 and Double-A Albany from 1993-94 before finishing at Triple-A Columbus in 1995...he moved on

to coach the Giants' San Jose Single-A club in 1996...the former Major Leaguer pitched parts of three seasons with California (1979-80) and Atlanta (1985) going 0-1 with a 5.40 ERA in 18 games...was a graduate from the University of New Haven in 1975...Schuler has two daughters, Emily and Erin.



## Kevin Riggs Coach



Riggs will spend his first season with Tulsa after spending the 2011 season with Modesto where he tutored California League MVP Kent Matthes and Cal League RBI leader Nolan Arenado...Riggs served as the hitting coach for Single-A Asheville from 2009-10...tutored both South Atlantic League MVP Jordan Pacheco, as well as SAL batting champion Kiel Riling to breakout 2009 campaigns in his initial season with the Tourists...also oversaw the development of 2008 SAL MVP Darin Holcomb...prior to his time with Asheville, Riggs was the hitting coach of the Casper Ghosts from 2007-08...Riggs spent nine years playing professional baseball prior to joining the Rockies organization...during his playing career he spent time with four different Major League affiliates (Cincinnati Reds, Milwaukee Brewers,

New York Yankees, and the Cleveland Indians), posting a .300 career batting average in 528 Minor League contests...he also played a season in China for the China Trust Whales where he was later named the league's MVP...he and his wife, JoAnna, two sons, Taylor and Kevin Jr., reside in Phoenix, AZ.



# TULSA 2011 FINAL STATISTICS

BATTER	AVG	G	AB	R	H	2B	3B	HR	RBI	BB	IBB	SO	SB	CS	OBP	SLG
Beerer, Scott	.290	89	328	52	95	18	0	13	42	16	2	43	18	5	.335	.463
Cesario, James	.317	83	252	30	80	10	2	4	37	19	1	44	4	1	.384	.421
Daniel, Mike	.258	26	62	11	16	3	1	1	8	10	0	12	4	1	.370	.387
Davis, Lars	.255	48	149	22	38	4	0	6	15	25	1	37	0	3	.380	.403
Field, Thomas	.271	134	472	77	128	22	3	17	61	53	1	108	9	4	.357	.439
Gomez, Hector	.235	102	425	46	100	23	6	14	50	19	1	94	16	4	.272	.416
Holcomb, Darin	.268	74	272	34	73	19	1	4	32	29	0	46	1	1	.340	.390
McBride, Matt	.235	6	17	4	4	0	0	0	2	0	0	3	0	0	.278	.235
Mitchell, Michael	.214	81	224	33	48	9	2	3	21	22	0	52	16	5	.295	.313
Paulsen, Ben	.241	136	547	69	132	29	4	19	78	40	6	132	2	3	.296	.413
Rike, Brian	.252	82	250	30	63	14	0	13	37	23	2	98	2	5	.319	.464
Rosario, Wilin	.249	102	405	52	101	15	3	21	48	19	0	91	1	2	.284	.457
Sardinha, Bronson	.302	82	275	51	83	16	0	10	31	43	1	50	7	4	.399	.469
Schaeffer, Warren	.139	43	108	8	15	5	0	0	10	12	0	30	1	0	.238	.185
Squier, Jeffrey	.235	7	17	0	4	0	0	0	0	2	0	6	1	2	.316	.235
Wetzel, Erik	.235	58	183	14	43	6	0	0	20	14	1	39	5	1	.292	.268
Wheeler, Tim	.287	138	561	105	161	28	6	33	86	59	6	142	21	12	.365	.535
Zuanich, Mike	.261	30	88	16	23	3	0	6	11	9	1	23	1	1	.353	.500
<b>Team Total</b>	<b>.258</b>	<b>140</b>	<b>4750</b>	<b>666</b>	<b>1225</b>	<b>227</b>	<b>29</b>	<b>164</b>	<b>600</b>	<b>421</b>	<b>23</b>	<b>1106</b>	<b>109</b>	<b>54</b>	<b>.326</b>	<b>.421</b>

PITCHER	W	L	ERA	G	GS	CG	SHO	SV	SVO	IP	H	R	ER	HR	HB	BB	IBB	SO	BK	WP	AVG
Cook, Aaron	0	1	5.79	3	3	0	0	0	0	14.0	16	9	9	1	0	3	0	13	0	1	.291
DeRatt, Alan	0	1	5.40	3	2	0	0	0	0	8.1	11	5	5	0	0	2	0	3	0	1	.324
Dodson, Stephen	10	2	3.47	42	0	0	0	2	3	62.1	56	25	24	7	2	24	1	48	0	7	.242
Friedrich, Christian	6	10	5.00	25	25	0	0	0	0	133.1	156	88	74	20	3	43	0	103	1	17	.286
Froneberger, Isaiah	0	0	16.87	2	0	0	0	0	0	2.2	5	5	5	1	1	0	0	3	0	0	.385
Gardner, Joseph	3	3	2.48	6	6	0	0	0	0	36.1	31	19	10	1	5	8	0	22	0	3	.226
Houston, Dan	4	4	4.27	13	13	1	1	0	0	78.0	89	43	37	6	3	18	0	51	0	3	.288
Jarrett, Sean	3	0	5.86	18	0	0	0	0	1	27.2	35	22	18	6	4	4	1	17	0	5	.310
Jorgenson, Adam	1	5	5.43	60	0	0	0	11	16	69.2	65	45	42	11	6	36	1	64	1	6	.257
Malone, Chris	1	0	4.15	4	0	0	0	0	0	4.1	7	3	2	0	0	2	0	3	0	0	.368
Molleken, Dustin	4	1	4.76	35	0	0	0	6	7	45.1	46	25	24	7	2	9	2	41	0	4	.264
Nicasio, Juan	5	1	2.22	9	9	1	1	0	0	56.2	48	15	14	3	0	10	1	63	2	3	.233
Pomeranz, Drew	1	0	0.00	2	2	0	0	0	0	10.0	2	0	0	0	0	0	0	7	0	0	.063
Riordan, Cory	1	12	5.37	27	22	0	0	0	0	142.1	172	95	85	21	7	25	0	100	2	6	.301
Rogers, Esmil	0	1	2.25	1	1	0	0	0	0	4.0	5	3	1	1	0	1	0	2	1	0	.278
Scahill, Rob	12	11	3.92	27	26	1	0	0	0	160.2	164	81	70	12	5	60	0	104	0	16	.266
Schaeffer, Warren	0	0	36.00	1	0	0	0	0	0	1.0	4	4	4	1	0	0	0	1	0	0	.571
Sullivan, Josh	5	9	5.51	25	20	1	0	0	0	117.2	122	82	72	19	10	54	0	87	2	13	.272
Torres, Joe	3	1	2.28	51	0	0	0	2	6	55.1	45	17	14	5	3	23	1	62	0	5	.222
Turpen, Daniel	2	4	4.83	48	1	0	0	11	16	59.2	63	34	32	5	2	35	0	33	0	6	.284
Weathers, Casey	2	2	5.32	44	0	0	0	0	1	45.2	32	31	27	3	7	48	1	48	1	15	.199
Weiser, Keith	1	1	4.84	25	0	0	0	2	2	35.1	36	20	19	4	1	13	1	14	0	3	.273
White, Alex	1	1	1.65	4	4	0	0	0	0	16.1	10	3	3	1	1	1	0	10	0	0	.172
Williamson, Joey	3	2	2.42	19	6	0	0	1	1	52.0	45	20	14	5	5	19	0	52	0	6	.243
<b>Team Total</b>	<b>68</b>	<b>72</b>	<b>4.39</b>	<b>140</b>	<b>140</b>	<b>4</b>	<b>11</b>	<b>35</b>	<b>53</b>	<b>1238.2</b>	<b>1265</b>	<b>694</b>	<b>604</b>	<b>140</b>	<b>67</b>	<b>438</b>	<b>9</b>	<b>951</b>	<b>10</b>	<b>120</b>	<b>.267</b>

## BASEBALL AMERICA'S TOP 30 ROCKIES PROSPECTS, 2012

Rk.	Player	Pos.	Rk.	Player	Pos.	Rk.	Player	Pos.
1	Drew Pomeranz	LHP	11	Charlie Blackmon	OF	21	Casey Weathers	RHP
2	Nolan Arenado	INF	12	Tyler Matzek	LHP	22	Rafael Ortega	OF
3	Chad Bettis	RHP	13	Christian Friedrich	LHP	23	Ben Paulsen	INF
4	Wilin Rosario	C	14	Peter Tago	RHP	24	Rob Scahill	RHP
5	Tim Wheeler	OF	15	Rosell Herrera	INF	25	Cole Garner	OF
6	Trevor Story	INF	16	Jordan Pacheco	INF	26	Jayson Aquino	LHP
7	Tyler Anderson	LHP	17	Edwar Cabrera	LHP	27	Tommy Field	INF
8	Kent Matthes	OF	18	Hector Gomez	INF	28	Parker Frazier	RHP
9	Kyle Parker	OF	19	Cristian Adames	INF	29	Coty Woods	RHP
10	Josh Rutledge	INF	20	Will Swanner	C	30	Michael Marby	RHP

# ROCKIES DOUBLE-A RECORDS

*Note: All records consist of when the team was Colorado's affiliate only.*

## ALL-TIME AFFILIATES

1994-1998 . . . . .New Haven Ravens (Eastern League)  
 1999-2002 . . . . .Carolina Mudcats (Southern League)  
 2003-present . . . . .Tulsa Drillers (Texas League)

## YEAR-BY-YEAR RESULTS

Year	W	L	Pct.	GB	Finish	Manager
1994	77	63	.550	4.5	2nd/North	Paul Zuvella
1995	79	63	.556	7.0	2nd/North	Paul Zuvella
1996	66	75	.468	17.0	4th/North	Bill Hayes
1997	64	78	.451	15.0	5th/North	Bill Hayes
1998	59	83	.415	24.0	5th/North	Tim Blackwell
1999	60	80	.429	23.5	5th-4th/East	Jay Loviglio
2000	64	75	.460	16.5	3rd-5th/East	Ron Gideon
2001	62	76	.449	20.5	3rd-4th/East	Ron Gideon
2002	65	71	.478	12.0	1st-5th/Eastern	P.J. Carey
2003	74	64	.536	13.5	2nd-2nd/East	Marv Foley
2004	71	68	.511	14.5	1st-3rd/East	Tom Runnells
2005	75	65	.536	5.0	1st-4th/East	Tom Runnells
2006	75	64	.540	9.0	1st-2nd/East	Stu Cole
2007	69	69	.500	5.0	2nd-2nd/North	Stu Cole
2008	58	82	.414	18.0	4th-3rd/North	Stu Cole
2009	74	66	.529	0.0	2nd-2nd/North	Stu Cole/Ron Gideon
2010	69	70	.496	10.0	3rd-2nd/North	Ron Gideon
2011	68	72	.486	6.5	3rd-2nd/North	Duane Espy

## TEAM BATTING

Year	Rk	Avg.	G	AB	R	H	2B	3B	HR	BB	SO	SB
1994	6th	.253	140	4589	638	1160	219	22	105	519	965	99
1995	2nd	.261	142	4771	699	1243	226	27	87	471	951	145
1996	10th	.241	141	4502	510	1084	193	24	77	465	893	41
1997	7th	.262	142	4637	663	1216	211	22	119	482	957	77
1998	9th	.253	142	4630	578	1171	227	17	100	460	898	121
1999	8th	.255	140	4587	597	1169	260	34	110	423	1017	103
2000	3rd	.255	139	4508	570	1149	215	28	70	512	907	208
2001	7th	.252	138	4569	555	1152	239	29	76	472	957	131
2002	2nd	.265	136	4691	666	1242	268	28	114	519	975	111
2003	6th	.264	139	4707	668	1245	264	39	134	390	882	82
2004	8th	.259	139	4622	628	1199	234	26	116	455	1052	121
2005	8th	.249	140	4611	649	1148	223	31	115	525	1054	101
2006	4th	.272	139	4772	726	1286	301	31	150	475	962	71
2007	3rd	.267	138	4658	637	1242	285	15	112	384	916	106
2008	1st	.279	140	4899	713	1368	246	25	119	518	1023	158
2009	7th	.259	140	4660	616	1207	227	25	107	477	877	100
2010	5th	.256	139	4619	611	1182	245	28	105	455	960	104
2011	7th	.258	140	4750	666	1225	227	29	164	421	1106	109

## TEAM PITCHING

Year	Rk	ERA	G	CG	SHO	SV	IP	H	R	ER	BB	SO
1994	1st	3.44	140	17	16	36	1219	1110	577	466	421	927
1995	1st	3.61	142	3	14	37	1240	1185	592	497	521	951
1996	4th	3.84	141	7	14	37	1200	1151	609	512	496	1016
1997	5th	4.43	142	11	9	31	1215	1200	696	598	515	949
1998	5th	4.23	142	11	7	31	1226	1234	677	576	510	979
1999	5th	4.32	140	8	7	38	1197	1249	685	575	489	1020
2000	6th	3.86	139	12	6	32	1199	1162	605	515	500	992
2001	9th	4.18	138	6	11	28	1210	1256	655	562	508	976
2002	9th	4.22	136	6	7	29	1217	1190	701	571	543	914
2003	2nd	3.85	139	2	8	35	1214	1242	625	519	417	916
2004	1st	3.67	139	5	15	42	1209	1142	573	493	407	958
2005	3rd	4.02	140	8	7	39	1235	1251	622	551	352	852
2006	4th	4.25	139	8	8	36	1221	1186	678	577	473	959
2007	5th	4.29	138	6	9	39	1207	1187	638	576	489	926
2008	7th	4.62	140	2	7	25	1251	1359	759	642	449	819
2009	2nd	3.78	140	3	17	40	1238	1186	612	520	447	932
2010	7th	4.13	139	2	5	41	1226	1247	625	562	396	906
2011	4th	4.39	140	4	11	35	1239	1265	694	604	438	951

- IP figures are rounded down at .1 and rounded up at .2

## INDIVIDUAL RECORDS

HIGHEST BA (qualifiers)		
.344	Matt Miller	2008
.335	Dexter Fowler	2008
.326	Juan Pierre	2000

RUNS SCORED		
105	Tim Wheeler	2011
102	Tony Miller	2005
94	Quinton McCracken	1994

HITS		
169	Danny Sandoval	2004
167	Cory Sullivan	2003
163	Christian Colonel	2007

DOUBLES		
47	Christian Colonel	2007
46	Seth Smith	2006
41	Ian Stewart	2006

TRIPLES		
9	Dexter Fowler	2008
8	Sean Barker	2005
8	Cory Sullivan	2003

HOME RUNS		
33	Tim Wheeler	2011
31	Joe Koshansky	2006
29	Ryan Shealy	2004

RBI		
109	Joe Koshansky	2006
100	Angel Echevarria	1995
99	Ryan Shealy	2004

STOLEN BASES		
59	Corey Wimberly	2008
51	Terry Jones	1995
48	Elvis Pena	2000

ERA (qualifiers)		
1.98	Jeff Francis	2004
2.32	Mike Kusiewicz	1998
2.37	Juan Acevedo	1994

INNINGS PITCHED		
202.0	Scott Randall	1998
184.2	Mark Brownson	1997
178.2	Michael Kusiewicz	1998

WINS		
17	Juan Acevedo	1994
14	Michael Kusiewicz	1995
14	Joel Moore	1995

STRIKEOUTS		
172	Shawn Chacon	2000
170	Mark Brownson	1997
161	Juan Acevedo	1994

COMPLETE GAMES		
7	Scott Randall	1998
5	Juan Acevedo	1994

SHUTOUTS		
3	Shawn Chacon	2000

APPEARANCES		
62	Josh Newman	2006
61	Ryan Speier	2004

SAVES		
37	Steven Register	2007
37	Ryan Speier	2004
31	Andrew Johnston	2009

Farm System





## Lenn Sakata

Manager



Sakata will join Single-A Modesto as the manager for his first season in 2012...Sakata came to the Rockies in 2011 after spending two seasons in Japan as a Minor League coach...was last in the U.S. Minor Leagues in the Giants organization as a manager from 1999-2007...began with Single-A San Jose (1999, 2001, 2004-2007), then on to Single-A Bakersfield (2000) and Triple-A Fresno (2002)...while with the Giants, Lenn managed San Jose to three league championships (2001, 2005 & 2007), was named California League Manager of the Year in 2005 and *Baseball America* High-A Manager of the Year in 2005 and 2006...prior to that, Sakata was the Minor League manager and a Major League coach for the Pacific League Chiba Lotte Marines in Japan from 1995-1998, and returned as the Minor League manager for the 2008 and 2009 seasons...from 1991-1994 he served as the Triple-A hitting coach for the then California Angels and previously to that was with the Oakland A's from 1988 to 1990, serving as manager of Single-A Southern Oregon in 1988 when he was named the Northwest League Manager of the Year...he played 13 professional seasons, from 1975 to 1987, including eleven seasons in the Major Leagues with Milwaukee (1977-79), Baltimore (1980-85), Oakland (1986) and the New York Yankees (1987)...was a member of the 1983 World Champion Baltimore Orioles...Sakata was a .230 career hitter over his eleven Major League seasons...Lenn has two grown children Ryan & Erin, and he and his wife, Shane, make their home in Honolulu, Hawaii.

### SAKATA'S MANAGERIAL RECORD

Year	Club	League	W	L	Pct.	Finish	Postseason
1988	Southern Oregon	Northwest (A)	46	30	.605	1st/South	Lost in Finals
1999	San Jose	California (A)	75	65	.536	3rd/North	None
2000	Bakersfield	California (A)	80	60	.571	1st/North	Lost in First Round
2001	San Jose	California (A)	77	63	.550	1st/North	Co-CL Champions (due to 9/11 cancelation)
2002	Fresno	Pacific Coast (AAA)	57	87	.396	4th/South	None
2004	San Jose	California (A)	74	66	.529	2nd/North	Lost in Semi-Finals
2005	San Jose	California (A)	85	55	.607	1st/North	Cal League Champions
2006	San Jose	California (A)	82	58	.586	1st/North	Lost in Division Finals
2007	San Jose	California (A)	73	67	.521	3rd/North	Cal League Champions
<b>TOTALS</b>			<b>649</b>	<b>551</b>	<b>.541</b>		



## Darryl Scott

Pitching Coach



Scott begins his third season as the pitching coach for Modesto...2009 was Scott's first in the organization, and he spent the season as the pitching coach for Tri-City...Scott moved into coaching in 2009 after an 11 year professional playing career...played in the Rockies Organization in 1995 and 2000, both in Colorado Springs...was a part of the 1995 Pacific Coast League Championship Sky Sox team...originally signed with the California Angels in 1990 as an undrafted free agent...made his Major League debut May 31, 1993 with the Angels against the eventual World Series champs that season, the Toronto Blue Jays, tossing a scoreless inning...spent time with six organizations over his 11 year career; the Angels, Rockies, Indians, Phillies, Expos and Diamondbacks...also spent time playing professionally in Japan and Venezuela...he and his wife Liz have three boys, Casey, Ryan and Christopher...played college baseball at Loyola Marymount University, earning a degree in Psychology.



## Jon Stone

Coach



Stone begins his first season as the hitting coach for Modesto, his sixth season in the Rockies organization...prior to current position, Stone spent three seasons as hitting coach of the Rockies Rookie Level squad...Stone began his coaching career in 2007 seasons as assistant to manager Jerry Weinstein of the High-A Modesto Nuts...he also coached for the Nuts in 2008...Stone played six years of professional baseball, originally selected by the San Diego Padres in the 39th round of the 1998 June Draft...played college baseball at Sacramento City College and was the starting catcher on consecutive California State Junior College Championship teams (1998-99)...he and his wife, Athena, along with their two daughters, Kylee and Samantha, and son, Mack, reside in Lodi, CA.

# MODESTO 2011 FINAL STATISTICS

BATTER	AVG	G	AB	R	H	2B	3B	HR	RBI	BB	IBB	SO	SB	CS	OBP	SLG
Arenado, Nolan	.298	134	517	82	154	32	3	20	122	47	3	53	2	1	.349	.487
Christensen, David	.274	57	179	34	49	11	6	5	21	15	0	74	3	3	.340	.486
Clark, Jared	.229	61	214	21	49	11	1	7	33	25	0	66	0	2	.313	.388
Cleary Jr., Delta	.235	130	503	96	118	20	4	1	45	75	0	97	27	16	.337	.296
Gonzalez, Jose	.210	69	214	27	45	3	0	1	15	24	1	47	2	2	.302	.238
Gonzalez, Maikol	.111	9	18	4	2	0	0	0	1	6	0	7	2	1	.333	.111
Ka'aihue, Kara	.167	11	36	4	6	0	0	2	5	3	0	12	0	1	.286	.333
Martinez, Carlos	.212	78	236	25	50	11	1	6	28	19	0	63	7	6	.284	.343
Matthes, Kent	.334	93	371	70	124	39	3	23	95	22	1	80	7	4	.378	.642
Mesa, Eliezer	.256	53	164	22	42	7	1	0	13	15	0	28	11	2	.320	.311
Nina, Angelys	.294	112	425	63	125	22	5	5	54	29	1	72	15	10	.341	.405
Robinson, Scott	.224	89	303	44	68	17	3	2	36	20	0	86	24	7	.276	.320
Rolling, Kiel	.252	105	412	74	104	24	2	16	58	41	1	118	3	3	.327	.437
Rutledge, Josh	.348	113	460	91	160	33	9	9	71	41	1	91	16	3	.414	.517
Sanders, Joseph	.211	30	109	14	23	5	0	1	17	3	0	31	0	0	.232	.284
Sandoval, Orlando	.233	53	172	27	40	11	3	4	22	11	0	49	4	2	.316	.401
Seabury, Beau	.274	31	106	21	29	8	0	2	20	7	0	26	0	0	.328	.406
Tarleton, Dallas	.268	56	164	23	44	5	2	0	21	30	0	44	2	2	.388	.323
Zuanich, Mike	.366	58	224	59	82	23	2	14	49	30	3	59	4	3	.455	.674
<b>Team Total</b>	<b>.272</b>	<b>140</b>	<b>4827</b>	<b>801</b>	<b>1314</b>	<b>282</b>	<b>45</b>	<b>118</b>	<b>726</b>	<b>463</b>	<b>11</b>	<b>1103</b>	<b>129</b>	<b>68</b>	<b>.343</b>	<b>.423</b>

PITCHER	W	L	ERA	G	GS	CG	SHO	SV	SVO	IP	H	R	ER	HR	HB	BB	IBB	SO	BK	WP	AVG
Bettis, Chad	12	5	3.34	27	27	0	0	0	0	169.2	142	72	63	10	8	45	0	184	1	10	.225
Cabrera, Edwar	4	1	3.56	13	13	0	0	0	0	81.0	78	33	32	8	1	23	0	107	0	8	.252
DeRatt, Alan	6	5	4.87	26	10	0	0	0	1	92.1	107	59	50	7	9	26	0	69	1	5	.293
Frazier, Parker	11	11	4.50	27	27	0	0	0	0	154.0	171	95	77	15	12	46	0	105	1	5	.281
Gomez, Leuris	5	3	4.75	38	5	0	0	0	2	85.1	88	52	45	7	3	35	1	99	2	8	.262
Harris, Will	3	2	5.55	33	0	0	0	0	0	47.0	45	29	29	4	0	21	1	55	0	4	.254
Houston, Dan	7	1	2.53	13	13	1	1	0	0	85.1	71	35	24	7	4	22	1	67	0	6	.224
Kuo, Sheng-An	3	3	6.66	48	0	0	0	10	13	51.1	50	40	38	8	12	19	1	46	0	7	.255
Marby, Michael	5	3	2.92	50	0	0	0	16	20	64.2	58	27	21	5	1	20	4	66	1	5	.239
Martinez, Carlos	0	0	9.00	2	0	0	0	0	0	3.0	4	3	3	0	1	1	0	0	0	0	.364
Matzek, Tyler	0	3	9.82	10	10	0	0	0	0	33.0	34	37	36	5	2	46	0	37	0	5	.266
Mead, Kaimi	0	1	9.39	4	0	0	0	0	0	7.2	9	8	8	2	0	8	0	7	0	2	.290
Perkins, Daniel	4	6	6.22	21	21	0	0	0	0	102.2	116	74	71	7	8	55	0	69	0	10	.294
Rose, Chad	5	1	4.86	37	0	0	0	0	2	53.2	56	32	29	4	4	16	0	47	0	9	.265
Schnaitmann, Nick	3	11	10.16	16	14	0	0	0	0	67.1	98	82	76	17	3	45	0	44	1	11	.346
Woods, Coty	5	4	2.19	49	0	0	0	1	6	78.0	61	20	19	4	4	33	2	88	1	7	.215
Yacko, Kurt	1	6	1.86	47	0	0	0	3	6	72.2	73	16	15	1	1	14	1	64	0	5	.267
<b>Team Total</b>	<b>74</b>	<b>66</b>	<b>4.58</b>	<b>140</b>	<b>140</b>	<b>1</b>	<b>5</b>	<b>30</b>	<b>50</b>	<b>1248.2</b>	<b>1261</b>	<b>714</b>	<b>635</b>	<b>111</b>	<b>73</b>	<b>475</b>	<b>11</b>	<b>1154</b>	<b>8</b>	<b>107</b>	<b>.263</b>

Farm System

## ROCKIES SINGLE-SEASON MINOR LEAGUE RECORDS

### BATTING AVERAGE (250 AB)

.381	Corey Wimberly	2005
.366	Garrett Atkins	2004
.363	Neifi Perez	1997

### TRIPLES

14	Chone Figgins	2000
14	Carlos Mendoza	2000
12	(4) Players Tied	

### ERA (100 IP)

1.89	Bryan Rekar	1995
2.03	Jhoulys Chacin	2008
2.03	Mike Kusiewicz	1995

### RUNS SCORED

118	Eric Young Jr.	2009
118	Jeff Salazar	2004
113	Eric Young Jr.	2007

### HOME RUNS

41	J.R. Phillips	1999
38	Joe Koshansky	2005
36	Phil Hiatt	2000

### WINS

18	Jhoulys Chacin	2008
17	Keith Weiser	2007
17	Juan Acevedo	1994

### HITS

187	Juan Pierre	1999
180	Neifi Perez	1996
175	Clint Barmes	2004

### RBI

122	Nolan Arenado	2011
121	Joe Koshansky	2008
120	Andy Tracy	2004
115	Derrick Gibson	1995
115	Joe Koshansky	2005

### STRIKEOUTS

217	Edwar Cabrera	2011
215	Josh Kalinowski	1998
214	Scott Shoemaker	1997
196	Jeff Francis	2004

### DOUBLES

47	Christian Colonel	2007
46	Darin Holcomb	2008
46	Jayson Nix	2003
46	Ryan Spilborghs	2005
46	Seth Smith	2006

### STOLEN BASES

87	Eric Young Jr.	2006
81	Bernard Hutchinson	1997
73	Eric Young Jr.	2007
73	Everth Cabrera	2008

### APPEARANCES

65	Jim Miller	2011
64	Jim Miller	2005
63	Jentry Beckstead	2003
63	Matt Daley	2008







# Asheville Tourists (A)



## Joe Mikulik Manager

Mikulik enters his 13th season as the Tourists' manager...his managerial stint represents the longest consecutive-season run for an Asheville skipper in franchise history...Mikulik begins the 2012 campaign as the winningest manager in Asheville history with 891 career victories, including consecutive 80-plus win seasons in 2007 and 2008...was named the South Atlantic League Manager of the Year in 2007...the Tourists' 83 wins marked the 2nd-most in club history since being affiliated with the Rockies beginning in 1994...under the guidance of Mikulik in 2001, Asheville won the Southern Division and advanced to the SAL Championship game...he was named manager of the league's All-Star team...'Mik' joined the Rockies organization after spending one year as Houston's Minor League baserunning and outfield coordinator...before his stint with the Astros, he managed Single-A Burlington in the

Indians' system, where he was a coach before taking over on August 12, 1997...began his coaching career as a player/coach at Double-A Canton-Akron in 1995...was the Astros' ninth-round selection in the 1984 June Draft and played for 12 years...he made all-star teams for the South-Atlantic League (1985), Mexican League (1989), Texas League (1991) and was a Double-A All-Star in 1991...was a member of league championship clubs in the Southern League (1986) and Pacific Coast League (1991, 1993)...he rose as high as Triple-A Tucson and played his entire career in the Houston organization except for 109 games for Tabasco, Mexico in 1994 and winter ball in Venezuela and Mexico...played college baseball at San Jacinto (TX) Junior College...Joe and his wife Kathy have two children, Susan and Dawson, and reside in Candler, NC...his daughter, Susan, married Ian Stewart on December 15, 2006.

### MIKULIK'S MANAGERIAL RECORD

Year	Club	League	W	L	Pct.	Finish	Postseason
1997	Burlington*	Appalachian (R-Adv.)	10	6	.625	6th	None
1998	Burlington	Appalachian (R-Adv.)	31	36	.463	4th	None
2000	Asheville	South Atlantic (A)	66	69	.489	4th/5th	None
2001	Asheville#	South Atlantic (A)	68	71	.489	8th/1st	Second half champs, lost in SAL finals
2002	Asheville	South Atlantic (A)	64	74	.464	3rd/7th	None
2003	Asheville	South Atlantic (A)	74	65	.532	5th/4th	None
2004	Asheville	South Atlantic (A)	64	75	.460	5th/4th	None
2005	Asheville	South Atlantic (A)	71	67	.514	4th/5th	None
2006	Asheville	South Atlantic (A)	74	63	.540	5th/2nd	None
2007	Asheville	South Atlantic (A)	80	58	.580	2nd/3rd	None
2008	Asheville	South Atlantic (A)	83	56	.597	1st/4th	First half champs, lost in first round
2009	Asheville	South Atlantic (A)	68	70	.493	7th/1st	Second half champs, lost in first round
2010	Asheville	South Atlantic (A)	69	70	.496	7th/2nd	None
2011	Asheville	South Atlantic (A)	69	70	.496	4th/4th	None
<b>TOTALS</b>			<b>891</b>	<b>850</b>	<b>.512</b>		

\*- took over as Burlington's interim manager on Aug. 12, 1997.

#-The SAL Championship Series was suspended due to the events of Sept. 11, 2001. Lexington was leading Asheville 2-0 and awarded the league crown.

Farm System



## Joey Eischen Pitching Coach



Eischen will spend his second season with Single-A Asheville...he was promoted to be the pitching coach at Asheville in 2011 after serving 2010 as the pitching coach at Short-Season Tri-City...2010 was Eischen's first season in coaching...he is made the transition to coaching after playing 17 seasons in professional baseball from 1989-2006...Eischen pitched in Major League Baseball for parts of 10 seasons with Montreal (1994, 2001-04), the Los Angeles Dodgers (1995-96), Detroit (1996), Cincinnati (1997) and Washington (2005-06)...the left-hander, who made all 324 of his career Major League appearances as a reliever, retired with a record of 11-9 and a 3.67 ERA (296.1 ip, 121 er)...his 1.34 ERA in 2002 with Montreal was the second-lowest in the Majors among relief pitchers...Eischen was originally drafted by

the Texas Rangers in the 4th round of the 1989 June Draft...Joey and his wife Nicole, along with their two children Joseph and Jayden, reside in Lithia, FL.



## Mike Devereaux Coach



Devereaux enters his first season in the Rockies organization after spending the past two seasons in the Orioles organization as a field coach at Single-A Frederick in 2011 and the same position with Single-A Delmarva in his first season as a professional coach in 2010...the Casper, WY native played 12 seasons in the big leagues with Baltimore, Los Angeles (NL), Chicago (AL), Atlanta and Texas, appearing in 1,086 games...finished seventh in the MVP balloting in 1992 for the Orioles as he batted .276 with 24 homers and 107 RBI...was MVP of the 1995 NLCS for Atlanta...was a Pacific Coast League All-Star in 1988 for Albuquerque...made his Major League debut 9/2/87 and singled off Philadelphia's Don Carman in his first at-bat...in his first professional season (1985), was named to the Pioneer League All-Star team...was

originally selected in the fifth round of the 1985 June Draft by the Los Angeles Dodgers...played three seasons at Arizona State University, where he teamed in the outfield with Oddibe McDowell and Barry Bonds to lead the Sun Devils to a runner-up finish at the College World Series in 1984...appeared on an episode of 'The Young and the Restless' in 1993...Mike has two daughters, Marisa and Miann and he resides in Pinellas Park, FL.



# ASHEVILLE 2011 FINAL STATISTICS

BATTER	AVG	G	AB	R	H	2B	3B	HR	RBI	BB	IBB	SO	SB	CS	OBP	SLG
Adames, Crithian	.273	108	399	63	109	17	2	8	44	42	0	74	2	0	.350	.386
Aguilera, Anthony	.182	19	55	6	10	4	0	0	5	4	0	16	0	0	.286	.255
Altobelli, Dominic	.236	24	72	9	17	6	0	2	13	6	0	27	3	1	.300	.403
Barnes, Avery	.278	83	327	56	91	24	3	7	39	13	1	89	19	3	.305	.434
Dickerson, Corey	.282	106	383	78	108	27	5	32	87	39	0	99	9	6	.356	.629
Garneau, Dustin	.255	100	341	71	87	29	4	17	67	58	0	70	7	7	.370	.513
Laurent, Chandler	.284	80	303	52	86	21	3	15	50	26	0	97	17	5	.356	.521
Massanari, Bryce	.328	69	259	44	85	19	0	14	43	35	1	64	0	0	.419	.564
Massey, Tyler	.200	20	65	8	13	5	0	0	10	4	0	19	3	0	.257	.277
Ortega, Rafael	.294	113	479	77	141	26	8	9	66	28	1	90	32	19	.335	.438
Parker, Kyle	.285	117	445	75	127	23	1	21	95	48	0	133	2	0	.367	.483
Tanos, Brett	.285	111	400	76	114	28	3	10	44	71	0	85	5	4	.401	.445
Tracy, Mark	.256	79	297	40	76	20	1	9	54	20	0	120	4	1	.304	.421
Velazquez, Helder	.270	105	411	61	111	30	1	10	54	23	0	94	11	2	.329	.421
Wilson, Russell	.228	61	193	40	44	5	4	3	15	35	0	82	15	2	.366	.342
Wong, Joey	.286	101	360	43	103	20	3	6	55	27	0	61	8	9	.353	.408
<b>Team Total</b>	<b>.276</b>	<b>139</b>	<b>4789</b>	<b>799</b>	<b>1322</b>	<b>304</b>	<b>38</b>	<b>163</b>	<b>741</b>	<b>479</b>	<b>3</b>	<b>1220</b>	<b>137</b>	<b>59</b>	<b>.352</b>	<b>.458</b>

PITCHER	W	L	ERA	G	GS	CG	SHO	SV	SVO	IP	H	R	ER	HR	HB	BB	IBB	SO	BK	WP	AVG
Altobelli, Dominic	0	1	27.00	1	0	0	0	0	0	0.1	1	1	1	0	1	2	1	0	0	0	.500
Bennigson, Craig	2	0	8.16	9	0	0	0	0	0	14.1	20	15	13	2	1	7	0	18	0	0	.323
Cabrera, Edwar	4	2	3.14	13	13	0	0	0	0	86.0	77	33	30	10	6	18	0	110	0	4	.237
Campos, Albert	6	4	5.19	15	15	0	0	0	0	86.2	111	59	50	5	6	19	0	64	1	4	.316
DeRatt, Alan	0	2	6.30	2	2	0	0	0	0	10.0	12	7	7	0	2	3	0	6	0	1	.324
Ferrer, Ricardo	0	3	9.00	6	6	0	0	0	0	26.0	41	26	26	5	4	16	0	12	0	6	.376
Froneberger, Isaiah	2	1	4.56	22	0	0	0	0	2	25.2	30	13	13	4	2	15	1	31	1	1	.303
Gonzalez, Juan	3	7	7.90	19	6	0	0	0	0	54.2	78	59	48	7	7	19	0	42	1	5	.335
Head, Stephen	0	0	9.00	5	0	0	0	0	0	9.0	18	11	9	1	1	5	0	6	0	2	.429
Hungerman, Josh	2	3	5.92	34	3	0	0	1	2	79.0	97	72	52	9	6	43	0	79	0	10	.300
Kern, Bruce	6	6	3.74	54	0	0	0	10	18	74.2	79	38	31	5	3	17	1	68	0	7	.276
Matzek, Tyler	5	4	4.36	12	12	0	0	0	0	64.0	45	35	31	3	2	50	0	74	0	14	.202
McAtee, Bradley	1	5	5.17	22	0	0	0	0	2	31.1	39	28	18	2	2	13	0	20	0	3	.287
Mueller, Joshua	6	7	5.50	27	19	0	0	1	3	106.1	131	72	65	11	6	48	0	76	0	6	.306
Perez, Juan	4	7	4.87	55	0	0	0	19	28	61.0	73	37	33	4	2	22	2	56	0	4	.297
Reid, Taylor	0	2	4.69	38	0	0	0	2	2	55.2	61	33	29	7	5	28	0	38	0	6	.272
Schnaitmann, Nick	6	2	2.70	9	9	1	0	0	0	60.0	56	22	18	4	3	15	1	32	0	3	.252
Sitton, Craig	7	1	4.59	53	0	0	0	0	3	68.2	82	45	35	11	1	15	0	53	0	6	.307
Slaats, Joshua	7	3	4.18	22	22	0	0	0	0	125.0	135	65	58	12	6	51	0	103	1	6	.274
Stavert, Erik	3	4	7.32	14	13	0	0	0	0	62.2	84	54	51	8	10	21	0	51	0	8	.321
Suarez, Rafael	2	1	8.38	18	0	0	0	1	1	29.0	38	30	27	7	3	8	0	28	0	9	.309
Tago, Peter	3	5	7.07	19	19	0	0	0	0	90.1	88	74	71	10	11	72	0	58	1	16	.267
<b>Team Total</b>	<b>69</b>	<b>70</b>	<b>5.28</b>	<b>139</b>	<b>139</b>	<b>1</b>	<b>2</b>	<b>34</b>	<b>61</b>	<b>1220.1</b>	<b>1396</b>	<b>829</b>	<b>716</b>	<b>127</b>	<b>90</b>	<b>507</b>	<b>6</b>	<b>1025</b>	<b>5</b>	<b>121</b>	<b>.290</b>

## BASEBALL AMERICA'S NO. 1 PROSPECTS, ROCKIES HISTORY

<u>Year</u>	<u>Player</u>	<u>Position</u>
1993-94	.David Neid	.Right-Handed Pitcher
1994-95	.John Burke	.Right-Handed Pitcher
1995-96	.Doug Million	.Left-Handed Pitcher
1996-97	.Derrick Gibson	.Outfielder
1997-98	.Todd Helton	.First Baseman
1998-99	.Todd Helton	.First Baseman
1999-2000	.Choo Freeman	.Outfielder
2000-01	.Chin-hui Tsao	.Right-Handed Pitcher
2001-02	.Chin-hui Tsao	.Right-Handed Pitcher
2002-03	.Aaron Cook	.Right-Handed Pitcher
2003-04	.Chin-hui Tsao	.Right-Handed Pitcher
2004-05	.Ian Stewart	.Third Baseman
2005-06	.Ian Stewart	.Third Baseman
2006-07	.Troy Tulowitzki	.Shortstop
2007-08	.Franklin Morales	.Left-Handed Pitcher
2008-09	.Dexter Fowler	.Outfielder
2009-10	.Tyler Matzek	.Left-Handed Pitcher
2010-11	.Tyler Matzek	.Left-Handed Pitcher
2011-12	.Drew Pomeranz	.Left-Handed Pitcher





# Tri-City Dust Devils (Short-A)



## Fred Ocasio

Manager



Fred Ocasio begins his 17th season with the Rockies organization, his seventh as the manager of the Dust Devils after taking over the helm in 2006 for Darron Cox...in his five seasons, Ocasio has guided the Dust Devils to a 232-224 overall record...most recently in 2011, Ocasio led the Dust Devils to the final game of the Northwest League Championship series but lost 9-2 in the final, dropping the series 2-games-to-1 to Vancouver...in 2009 he also led the Dust Devils to the Northwest League Championship Series...Tri-City won the East Division with a 47-29 record and played Salem-Keizer in the NWL Championship Series...the 47-29 mark represents the best record in Tri-City history...prior to his managerial stint, Ocasio spent five seasons as the hitting coach for the Dust Devils...he joined the coaching ranks with

the Tucson Rockies (R) in 1998...after two years, he moved to High-A Salem in 2000 before settling at Tri-City in 2001...the former infielder specializes in infield instruction for the young members of the farm system...being bilingual, he is also a valuable teacher for Latin American players and he's coached in the Dominican Republic Instructional League for six years...Ocasio played for the organization from 1994-95 at Single-A Asheville...he hit .308 in 14 games during the 1995 season and .320 in 41 contests in 1994...is a 1996 graduate of Oklahoma State with a degree in education...he and his wife Patricia have two sons, Angel and Leonardo, and make their off-season home in Tucson, AZ.

### OCASIO'S MANAGERIAL RECORD

Year	Club	League	W	L	Pct.	Finish	Postseason
2006	Tri-City	Northwest (A)	38	38	.500	2nd	None
2007	Tri-City	Northwest (A)	37	39	.487	1st	Lost to Salem-Keizer in Championship Series
2008	Tri-City	Northwest (A)	36	40	.474	2nd	None
2009	Tri-City	Northwest (A)	47	29	.618	1st	Lost to Salem-Keizer in Championship Series
2010	Tri-City	Northwest (A)	30	46	.395	4th	None
2011	Tri-City	Northwest (A)	44	32	.579	1st	Lost to Vancouver in Championship Series
<b>TOTALS</b>			<b>232</b>	<b>224</b>	<b>.509</b>		




## Dave Burba

Pitching Coach



Burba spent his first season as the Short-Season-A Tri-City pitching coach in 2011...he made the transition to coaching with the Dust Devils in 2011 after being a former Major League pitcher of 19 seasons in professional baseball, including 15 seasons in the Major Leagues with Seattle (1990-91), San Francisco (1992-95, 2004), Cincinnati (1995-97), Cleveland (1998-2001, 2002), Texas (2002) and Milwaukee (2003-04)...Burba compiled a career record of 115-87 with a 4.49 ERA (1777.2 ip, 886 er), 762 walks and 1,398 strikeouts in 511 Major League games...Burba owned a career 3-0 record in the postseason...he graduated from Ohio State University and was drafted with the first pick in the 2nd round by the Seattle Mariners in the 1987 June Draft.



## Anthony Sanders

Coach



Sanders begins his sixth season as the hitting coach at Short-Season-A Tri-City...the former Major League outfielder was drafted by the Toronto Blue Jays in the 7th round of the 1992 June draft and played three seasons in the Major Leagues with Toronto (1999) and Seattle (2000-01)...he appeared in 13 Major League contests, batting .240 (6-for-25) with no home runs and 4 RBI...the Tucson, AZ native had an extensive Minor League background, playing parts of 14 seasons in the minors, including with Triple-A Colorado Springs in 2004...Anthony and his wife, Claudia, have three children, Logan, Marcus and Troy, and reside in Tucson, AZ.









## Tony Diaz

### Manager



Diaz is entering his sixth season as the manager of the Rookie Level team for the Rockies (Casper - 2007-11; Grand Junction 2012)...his 2008 club finished 36-37, the second-best record while the team was in Casper (2001-11)...Diaz took over the helm of longtime skipper P.J. Carey, who had been with Colorado's organization since 1993...Diaz, who enters his 12th season in the Rockies organization, was previously the hitting coach for Casper, spending six seasons in that role...in 2002, Diaz was named Colorado's Player Development "Man of the Year"...Diaz was the hitting coach for Tucson of the Arizona Rookie League in 2000...his other coaching experience includes his assistant coaching experience at both Braddock (1998) and Columbus (1999) high schools in Southern Florida...Diaz played two years of professional baseball...during his final season in 1995 he played shortstop in the California Angels organization...Diaz also assists in the Rockies Dominican Instructional League and Pre-Spring training mini-camp every year...the bilingual manager also wrote the manual *Practical English For Latin Players* to help latin baseball players diminish their Language barrier...a graduate of Florida International University in 1999, Tony earned a Bachelor's Degree in Marketing...he was drafted by the California Angels in 1995 out of Gulf Coast CC, where he was named Athlete of the Year in 1995...suffered a career ending shoulder injury in 1996...Tony has a daughter, Gabriella and son, Anthony, and resides in Tucson, AZ.

#### DIAZ' MANAGERIAL RECORD

Year	Club	League	W	L	Pct.	Finish	Postseason
2007	Casper	Pioneer (R)	22	53	.293	4th/4th	None
2008	Casper	Pioneer (R)	36	37	.493	2nd/4th	None
2009	Casper	Pioneer (R)	28	46	.376	4th/4th	None
2010	Casper	Pioneer (R)	37	39	.487	3rd/3rd	None
2011	Casper	Pioneer (R)	27	49	.355	4th/3rd	None
<b>TOTALS</b>			<b>150</b>	<b>224</b>	<b>.401</b>		



## Drew Saylor

### Coach



Saylor, 27, begins his first season with the Rockies organization, and the first with a Major League organization...Saylor was a member of the University of Akron baseball staff as an assistant coach in 2011 and spent the 2009 and 2010 seasons as an assistant coach with Cleveland State University...prior to coaching, Saylor played primarily second base for five seasons in the Minor Leagues with the Astros and Marlins organizations...the Wadsworth, OH native was originally selected in the 13th round of the 2006 First-Year Player Draft by the Marlins out of Kent State...Saylor played his first two seasons collegiately at the University of Cincinnati before transferring to Kent State for his final two seasons...in his senior season he earned First-Team All-Mid American Conference and was a First-Team All-American by Louisville Slugger...Drew, wife, Amanda, and son, Jackson Jeffrey (12/29/11) reside in Medina, OH.



# CASPER 2011 FINAL STATISTICS

BATTER	AVG	G	AB	R	H	2B	3B	HR	RBI	BB	IBB	SO	SB	CS	OBP	SLG
Argyropoulos, Matt	.217	21	69	12	15	1	0	4	8	9	0	21	0	0	.317	.406
Berggren, Jarod	.289	15	38	2	11	2	0	0	4	1	0	16	3	0	.386	.342
Ciriaco, Juan	.254	28	63	4	16	0	1	0	6	1	0	17	6	1	.262	.286
De La Cruz, Robert	.203	40	138	18	28	8	1	3	16	12	0	35	3	2	.270	.341
De Leon, Miguel	.317	16	41	7	13	4	0	1	4	5	0	9	0	0	.404	.488
Herrera, Rosell	.284	63	243	38	69	6	8	6	34	27	0	62	5	4	.361	.449
Kandilas, David	.327	61	248	51	81	17	10	6	35	26	0	44	15	6	.398	.548
Mende, Samuel	.281	46	171	33	48	11	2	14	39	16	3	52	7	2	.359	.614
Ramirez, Michael	.181	24	72	4	13	3	1	1	14	0	0	17	0	2	.181	.292
Reyes, Angel	.181	33	105	21	19	3	1	5	16	5	0	21	1	0	.243	.371
Riggins, Harold	.279	67	215	42	60	13	1	8	35	46	0	85	1	3	.416	.460
Rivera, Jose	.228	39	123	18	28	5	1	1	9	5	0	28	2	4	.264	.309
Roja, Yafistel	.276	36	123	19	34	6	1	1	8	6	0	24	9	2	.315	.366
Sosa, Francisco	.254	50	185	21	47	10	3	6	28	13	0	57	7	4	.305	.438
Story, Trevor	.268	47	179	37	48	8	2	6	28	26	0	41	13	1	.364	.436
Swanner, William	.264	43	159	33	42	14	1	10	24	20	1	60	1	2	.357	.553
Thomas, Dillon	.328	15	58	12	19	2	0	1	7	3	0	18	2	1	.361	.414
Thomore, Carl	.192	43	156	25	30	8	0	3	25	18	0	52	4	1	.288	.301
Yan, Julian	.249	53	201	22	50	8	2	3	26	11	1	60	6	1	.285	.353
<b>Team Total</b>	<b>.259</b>	<b>76</b>	<b>2587</b>	<b>419</b>	<b>671</b>	<b>129</b>	<b>35</b>	<b>79</b>	<b>366</b>	<b>250</b>	<b>5</b>	<b>719</b>	<b>85</b>	<b>36</b>	<b>.333</b>	<b>.428</b>

PITCHER	W	L	ERA	G	GS	CG	SHO	SV	SVO	IP	H	R	ER	HR	HB	BB	IBB	SO	BK	WP	AVG
Barraza, Alejandro	1	1	6.98	20	0	0	0	1	3	38.2	51	32	30	8	4	5	0	34	0	3	.315
Brewer, Russell	1	6	4.45	27	0	0	0	2	5	30.1	28	16	15	4	5	7	1	33	0	2	.243
Crocker, Matthew	0	1	5.46	20	0	0	0	0	0	28.0	33	25	17	2	2	13	0	19	0	2	.289
Fernandez, Raul	4	7	8.20	14	14	0	0	0	0	63.2	91	64	58	11	9	18	0	50	2	14	.330
Gibson, Trevor	0	0	4.50	2	0	0	0	0	0	2.0	2	2	1	0	0	0	0	2	0	1	.222
Gillingham, Alex	3	5	5.55	13	12	1	0	0	0	61.2	78	46	38	6	2	16	0	50	0	3	.299
Hart, Brook	4	1	3.86	17	1	0	0	1	3	39.2	48	21	17	6	1	12	0	29	0	6	.286
Hernandez, Jefri	2	3	3.99	10	10	0	0	0	0	47.1	54	31	21	5	7	12	0	27	0	3	.281
Hughes, Benjamin	2	2	6.50	10	5	0	0	0	0	36.0	49	31	26	5	3	11	0	38	0	4	.320
Johnson, Patrick	0	4	5.35	10	6	0	0	0	0	33.2	37	23	20	2	6	17	0	28	3	4	.285
Mahon, Logan	0	0	4.50	5	0	0	0	0	0	6.0	6	3	3	0	0	4	0	6	0	2	.250
Mejias, Alving	0	2	7.49	19	3	0	0	0	1	51.2	82	55	43	8	3	12	0	30	0	5	.350
Parker, Geoff	3	9	6.89	14	13	0	0	0	0	62.2	81	57	48	6	4	27	0	51	0	11	.308
Ramirez, Michael	0	0	22.50	1	0	0	0	0	0	2.0	4	5	5	1	0	2	0	1	0	0	.444
Rankin, William	1	1	6.95	13	0	0	0	1	2	22.0	30	18	17	1	3	6	0	20	0	0	.330
Roliard, Kyle	1	0	4.76	21	0	0	0	1	1	28.1	27	19	15	2	5	13	0	36	0	6	.237
Sammy, Jeremiah	1	1	9.13	14	0	0	0	0	0	23.2	48	28	24	7	0	8	1	15	1	3	.444
Winkler, Daniel	4	3	3.92	12	12	0	0	0	0	57.1	64	31	25	6	1	19	0	65	3	6	.278
Wolford, Michael	0	3	3.86	24	0	0	0	9	11	23.1	21	10	10	2	2	11	1	25	0	7	.231
<b>Team Total</b>	<b>27</b>	<b>49</b>	<b>5.91</b>	<b>76</b>	<b>76</b>	<b>1</b>	<b>1</b>	<b>15</b>	<b>26</b>	<b>658.0</b>	<b>834</b>	<b>517</b>	<b>432</b>	<b>82</b>	<b>57</b>	<b>213</b>	<b>3</b>	<b>559</b>	<b>9</b>	<b>82</b>	<b>.304</b>

## PLAYER DEVELOPMENT MAN OF THE YEAR (1992-07)

(Has not been awarded since 2007)

**1992**  
Gene Glynn

**1993**  
Paul Zuvella

**1994**  
Billy Champion

**1995**  
Brad Mills

**1996**  
P.J. Carey

**1997**  
Rick Mathews

**1998**  
Greg Gross

**1999**  
Rolando Fernandez

**2000**  
Alan Cockrell

**2001**  
Stu Cole

**2002**  
Tony Diaz

**2003**  
Marc Gustafson  
Ron Gideon

**2004**  
Bo McLaughlin

**2005**  
Jim Wright

**2006**  
Chris Strickland

**2007**  
Stu Cole  
Bo McLaughlin  
Austin O'Shea

# ROCKIES ROOKIE LEAGUE RECORDS

*Note: All records consist of when the team was Colorado's affiliate only.*

## ALL-TIME AFFILIATES

1992	.....	Mesa Rockies/Cubs (Arizona League)
1993-94	.....	Chandler Rockies (Arizona League)
1995	.....	Mesa Rockies (Arizona League)
1996	.....	Chandler Rockies (Arizona League)
1997	.....	Mesa Rockies (Arizona League)
1998-2000	.....	Tucson Rockies (Arizona League)
2001-2011	.....	Casper Ghosts (Pioneer League)
2012-Current	.....	Grand Junction Rockies (Pioneer League)

## YEAR-BY-YEAR RESULTS

Year	W	L	Pct.	GB	Finish	Manager
1992	18	38	.321	15.5	8th	Paul Zuvella
1993	21	32	.396	13.0	7th	P.J. Carey
1994	23	32	.418	10.5	7th	P.J. Carey
1995	13	42	.236	23.5	6th	Jack Maloof
1996	26	30	.464	10.0	4th	Jim Eppard
1997	21	34	.382	13.5	6th	Tim Blackwell
1998*	42	14	.750	-	1st	P.J. Carey
1999	28	28	.500	11.0	4th	P.J. Carey
2000	35	19	.648	-	1st/South	P.J. Carey
2001	37	39	.487	16.0	2nd-3rd/South	P.J. Carey
2002	35	41	.461	12.5	2nd-4th/South	Darron Cox
2003	28	48	.368	26.0	3rd-3rd/South	P.J. Carey
2004	33	40	.452	9.5	4th-3rd/South	P.J. Carey
2005	38	38	.500	8.0	2nd-2nd/South	P.J. Carey
2006	27	49	.355	10.0	4th/4th/South	P.J. Carey
2007	22	53	.293	23.5	4th/4th/South	Tony Diaz
2008	36	37	.493	15.0	2nd/4th/South	Tony Diaz
2009	28	46	.378	22.0	4th/4th/South	Tony Diaz
2010	37	39	.487	7.5	3rd/3rd/South	Tony Diaz
2011	27	49	.355	19.0	4th/3rd/South	Tony Diaz

\*- Arizona League Champions

## TEAM BATTING

Year	Rk	Avg.	G	AB	R	H	2B	3B	HR	BB	SO	SB
1992	7th	.243	56	1884	263	457	61	25	8	146	472	51
1993	8th	.221	54	1729	241	382	70	18	13	212	443	111
1994	8th	.212	55	1738	173	369	50	15	9	142	486	57
1995	6th	.230	55	1819	237	418	60	17	8	194	503	63
1996	2nd	.254	56	1905	259	484	74	20	6	164	437	77
1997	4th	.263	56	1977	297	519	82	21	15	179	388	112
1998	1st	.302	56	1939	364	585	82	26	30	189	432	124
1999	1st	.290	56	1929	346	559	97	29	15	210	450	157
2000	2nd	.309	54	1917	417	592	102	50	33	235	446	91
2001	5th	.277	76	2614	448	724	127	25	74	277	686	108
2002	3rd	.280	76	2635	461	737	131	37	54	394	576	72
2003	4th	.275	76	2684	389	739	119	31	47	333	643	96
2004	3rd	.292	73	2539	492	741	130	20	66	362	617	87
2005	3rd	.279	76	2620	406	731	136	19	57	256	680	124
2006	8th	.236	76	2534	334	598	107	20	41	262	694	71
2007	8th	.241	75	2495	312	601	106	17	46	221	767	64
2008	2nd	.281	75	2495	373	701	133	29	49	233	575	89
2009	6th	.270	74	2467	345	667	113	35	33	223	536	107
2010	2nd	.283	76	2678	423	759	130	26	56	201	604	81
2011	7th	.259	76	2587	419	671	129	35	79	250	719	36

## TEAM PITCHING

Year	Rk	ERA	G	CG	SHO	SV	IP	H	R	ER	BB	SO
1992	8th	5.43	56	3	0	6	479	566	396	289	235	304
1993	4th	3.92	54	2	1	8	457	468	291	199	176	350
1994	8th	3.50	55	1	7	13	468	434	253	182	191	492
1995	6th	5.81	55	0	0	5	473	569	410	306	243	390
1996	1st	3.51	56	2	6	14	489	489	269	191	158	451
1997	3rd	4.50	56	0	0	12	499	532	376	250	258	449
1998	2nd	3.73	56	2	6	21	489	454	259	203	190	530
1999	7th	4.85	56	3	2	8	480	551	336	259	191	392
2000	1st	3.82	54	0	2	7	461	447	271	196	215	332
2001	6th	5.32	76	2	1	21	658	777	492	389	280	526
2002	7th	4.93	76	0	0	12	661	730	435	362	306	549
2003	6th	5.12	76	1	1	15	665	799	513	378	267	544
2004	8th	6.43	73	1	2	14	628	791	538	449	289	665
2005	6th	5.05	76	0	4	22	672	742	475	377	291	624
2006	8th	5.75	76	1	4	8	662	695	490	423	318	605
2007	7th	5.12	75	0	2	10	654	764	474	372	240	552
2008	6th	5.23	75	2	2	18	635	687	423	369	211	684
2009	8th	5.01	74	2	2	11	630	705	436	351	276	522
2010	3rd	4.47	76	1	2	18	672	799	438	334	212	547
2011	8th	5.91	76	1	1	15	658	834	517	432	213	559

- IP figures are rounded down at .1 and rounded up at .2

## INDIVIDUAL RECORDS

<b>HIGHEST BA (qualifiers)</b>		
.429	Rene Reyes	1998
.399	Juan Ventura	1999
.381	Corey Wimberly	2005

<b>RUNS SCORED</b>		
69	Rafael Ortega	2010
68	Tony Miller	2001
60	Brian Barre	2002

<b>HITS</b>		
107	Corey Wimberly	2005
103	Rafael Ortega	2010
86	Seth Smith	2004

<b>DOUBLES</b>		
22	Corey Dickerson	2010
21	Seth Smith	2004
21	Ryan Shealy	2002

<b>TRIPLES</b>		
10	David Kandilas	2011
9	Corey Dickerson	2010
8	Dave Mulqueen	2000

<b>HOME RUNS</b>		
19	Ryan Shealy	2002
15	Chris Cook	2005

<b>RBI</b>		
70	Ryan Shealy	2002
61	Seth Smith	2004
61	Corey Dickerson	2010

<b>STOLEN BASES</b>		
36	Corey Wimberly	2005
30	Chone Figgins	1997

<b>ERA (qualifiers)</b>		
1.60	Shawn Chacon	1996
1.64	John Nicholson	1996
1.66	Mark Brownson	1994

<b>INNINGS PITCHED</b>		
92.0	Jhoulys Chacin	2007
88.0	Albert Campos	2010
83.1	Jeff Fischer	2008

<b>WINS</b>		
8	Santos Hernandez	2002
7	Jermaine Van Buren	1998

<b>STRIKEOUTS</b>		
118	Samuel Deduno	2004
98	Ryan Price	1997
96	Jose Vazquez	2001

<b>COMPLETE GAMES</b>		
2	Ryan Kibler	1999

<b>SHUTOUTS</b>		
1	Franklin Morales	2004
1	Matt Roney	1998
1	Jermaine Van Buren	1998
1	John Nicholson	1996
1	Neil Garrett	1993

<b>APPEARANCES</b>		
33	Adam Bright	2003
32	Mike Wiley	2003
31	Jeff Watchko	2003

<b>SAVES</b>		
18	Andrew Johnston	2005
12	Jentry Beckstead	2001
12	Diogenes Gomez	1998



# DOMINICAN SUMMER LEAGUE ROCKIES (Rookie Level)

## ROCKIES HISTORY IN THE DSL

Years	Location
1993-1996	Co-op with Kansas City
1997	Sabana Perdida, Santo Domingo
1998-1999	Coitui
2000-Present	Boca Chica, Dominican Republic

## YEAR-BY-YEAR RESULTS (SINCE 2006)

YEAR	W	L	PCT	GAMES	FINISH
2011	43	28	.606	71	Third
2010	37	35	.514	72	Fourth
2009	36	35	.507	71	Seventh
2008	32	38	.457	70	Seventh
2007	37	33	.529	70	Fifth
2006	36	36	.500	72	Sixth

## DSL MILESTONES

### NO-HITTERS

Ronny Lopez	2005
Gustavo Brazoban	2010
Jayson Aquino	2010

### GRAND SLAM

Hector Gomez	2005
--------------	------

### STOLEN BASES

47 Cesar Galvez	2011
43 Everth Cabrera	2005

### BEST SEASON RECORD

43-28	2011
-------	------

## DOMINICAN SUMMER LEAGUE STAFF



**Edison Lora**  
*Latin America Field  
Coordinator*



**Mauricio Gonzalez**  
*Manager*



**Eugenio Jose**  
*Hitting Coach*



**Florentino Nunez**  
*Coach*



**Andri Guevara**  
*Trainer*



**Yull Silano**  
*Venezuelan  
Academy  
Coordinator*



**Jhonathan Leyba**  
*Manager,  
Dominican Republic  
Operations*



**Ana Espinal**  
*Complex Coordinator /  
Administrator*



**Martin Cabrera**  
*Scout*



**Frank Garcia Roa**  
*Scout*

# DOMINICAN SUMMER LEAGUE ROCKIES 2011 FINAL STATISTICS

BATTER	AVG	G	AB	R	H	2B	3B	HR	RBI	BB	IBB	SO	SB	CS	OBP	SLG
Basilio, Jesus	.264	46	144	27	38	3	4	2	20	19	0	21	8	4	.379	.382
Briceno, Jose	.288	47	160	26	46	10	1	0	18	23	0	22	12	3	.389	.363
Daza, Yonathan	.231	49	134	19	31	6	1	0	14	12	0	16	8	5	.322	.291
De La Cruz, Jose	.231	63	238	28	55	16	2	1	28	16	0	41	7	2	.292	.328
Dilone, Miguel	.268	64	183	25	49	7	1	0	25	46	0	34	13	15	.410	.317
Galvez, Cesar	.269	68	234	44	63	7	2	0	26	44	0	30	47	11	.388	.316
Garcia, Dawin	.126	30	87	7	11	1	0	1	3	6	0	35	0	0	.183	.172
Marte, Hamlet	.181	27	72	5	13	8	0	0	7	8	0	18	0	1	.291	.292
Morales, Juan	.192	10	26	3	5	1	0	0	2	2	0	5	2	0	.241	.231
Morrobel, Eddy	.183	25	71	7	13	2	0	2	5	7	0	22	3	2	.266	.296
Pena, Frammy	.296	35	115	18	34	7	1	3	11	5	0	20	3	1	.325	.452
Quintin, Cristian	.185	50	146	24	27	4	3	3	19	17	0	61	5	0	.294	.315
Roble, Jonathan	.172	26	64	10	11	3	0	0	3	17	0	24	4	3	.369	.219
Rosario, Jairo	.236	37	127	15	30	5	0	0	16	9	0	22	4	2	.293	.276
Soriano, Wilson	.258	59	178	32	46	7	1	0	18	17	0	9	18	8	.323	.309
Tapia, Raimel	.262	67	248	29	65	6	3	1	35	26	1	41	15	8	.336	.323
<b>Team Total</b>	<b>.241</b>	<b>71</b>	<b>2227</b>	<b>319</b>	<b>537</b>	<b>93</b>	<b>19</b>	<b>13</b>	<b>250</b>	<b>274</b>	<b>1</b>	<b>421</b>	<b>149</b>	<b>65</b>	<b>.334</b>	<b>.317</b>

PITCHER	W	L	ERA	G	GS	CG	SHO	SV	SVO	IP	H	R	ER	HR	HB	BB	IBB	SO	BK	WP	AVG
Aquino, Jayson	8	2	1.30	14	14	3	1	0	0	89.2	55	21	13	1	5	22	1	80	0	7	.175
Estevez, Carlos	3	2	3.44	8	6	1	0	0	0	34.0	33	14	13	2	0	14	0	27	1	6	.260
Hernandez, Raul	0	1	0.00	1	1	0	0	0	0	4.2	3	1	0	0	1	2	0	5	0	3	.167
Herrera, Alvin	0	1	12.66	10	0	0	0	0	0	10.2	14	17	15	1	4	4	0	10	0	6	.311
Jiminian, Johendi	6	3	3.18	14	14	0	0	0	0	68.0	57	31	24	4	5	23	0	47	0	9	.230
Leon, Carlos	2	0	1.78	21	0	0	0	2	2	35.1	26	10	7	1	3	9	0	26	1	4	.203
Lezama, Angel	4	4	2.03	13	12	1	1	0	0	66.2	56	27	15	2	5	5	0	59	0	4	.221
Marcano, Angel	2	0	3.94	14	0	0	0	0	0	16.0	10	10	7	1	3	11	0	12	0	3	.185
Medina, Jose	1	2	10.13	12	0	0	0	0	0	16.0	24	20	18	2	2	10	0	15	0	7	.343
Medrano, Andres	5	2	3.00	32	0	0	0	16	21	39.0	32	14	13	3	5	8	2	33	1	5	.222
Montilla, Manuel	1	3	2.52	23	0	0	0	1	4	35.2	36	17	10	0	7	11	2	26	0	3	.259
Palacios, Javier	3	2	5.72	15	1	0	0	0	1	28.1	31	21	18	0	5	6	0	27	0	0	.279
Payamps, Joel	1	3	3.29	10	10	0	0	0	0	38.1	35	17	14	1	5	18	0	38	1	6	.243
Rodriguez, Helmis	5	2	1.74	11	10	0	0	1	1	51.2	36	16	10	0	1	17	0	45	1	6	.196
Rogers, Randol	0	0	12.71	5	0	0	0	0	0	5.2	8	9	8	1	2	2	0	3	0	0	.320
Sanchez, Julio	0	0	3.60	6	0	0	0	0	0	5.0	3	7	2	1	2	5	0	3	0	2	.167
Santana, Jhonriz	0	0	8.53	7	0	0	0	0	0	6.1	7	8	6	0	0	9	0	4	0	3	.259
Valera, Smit	0	1	1.80	9	1	0	0	0	1	10.0	7	11	2	0	3	7	0	5	0	3	.189
Valerio, Radhames	2	0	1.66	13	2	0	0	0	0	38.0	28	10	7	1	3	9	0	19	1	8	.203
Yan, Carlos	0	0	0.00	1	0	0	0	1	1	1.0	1	0	0	0	1	0	0	1	0	0	.250
<b>Team Total</b>	<b>43</b>	<b>28</b>	<b>3.00</b>	<b>71</b>	<b>71</b>	<b>5</b>	<b>8</b>	<b>21</b>	<b>31</b>	<b>600.0</b>	<b>502</b>	<b>281</b>	<b>200</b>	<b>21</b>	<b>62</b>	<b>192</b>	<b>5</b>	<b>485</b>	<b>6</b>	<b>85</b>	<b>.225</b>

Farm System





# 2012 Rockies Minor League Bios

DSL -- Dominican Summer League

GCL -- Gulf Coast League

ARL -- Arizona Rookie League

VSL -- Venezuelan Summer League

## Adames, Cristhian

## Infielder

HT: 6-0 WT: 160 B/T: S/R Hometown: Santo Domingo, DR  
Born: July 26, 1991 in Santo Domingo, DR School: N/A

Obtained: Signed as a non-drafted free agent on September 13, 2007.

2011: Played with Asheville the entire season, his third stop in his last three professional seasons...saw time in 108 games, all of which he played shortstop...the 108 games played nearly doubled his career total from the three years previous...2010: Spent his first season with Casper in his third professional season...set career highs in average, on-base percentage and slugging percentage...2009: In his second professional season he played as one of the Dominican Summer League Rockies infielders, receiving the majority of his playing time at shortstop...played his last game of the season on 7/11, as he sat out the remainder of the season with an injury...2008: Began first professional season as a member of the Rockies DSL team...played in 51 games with 161 of his 168 at-bats coming as a shortstop...his 51 games played tied for fifth on the club, and most of any Rockies DSL shortstop...his .262 average (44-for-168) was the seventh-best mark among club regulars...had five extra base hits (all doubles) on the season...his 18 walks were the fourth-most on the club...PERSONAL: Signed by Rockies scouts Rolando Fernandez and Felix Feliz.

Year	Team	AVG	G	AB	R	H	2B	3B	HR	RBI	SAC	SF	HBP	BB	IBB	SO	SB	CS	GIDP	OBP	SLG
2008	Rockies (DSL)	.262	51	168	22	44	5	0	0	8	3	1	2	18	0	26	7	8	1	.339	.292
2009	Rockies (DSL)	.231	36	121	17	28	6	0	1	19	7	2	3	18	0	24	8	3	1	.340	.306
2010	Casper	.290	37	145	30	42	9	0	1	15	5	0	1	14	0	24	4	5	0	.356	.372
2011	Asheville	.273	108	399	63	109	17	2	8	44	7	4	7	42	0	74	2	0	11	.350	.386
<b>Minor League Totals</b>		<b>.268</b>	<b>232</b>	<b>833</b>	<b>132</b>	<b>223</b>	<b>37</b>	<b>2</b>	<b>10</b>	<b>86</b>	<b>22</b>	<b>7</b>	<b>13</b>	<b>92</b>	<b>0</b>	<b>148</b>	<b>21</b>	<b>16</b>	<b>13</b>	<b>.347</b>	<b>.353</b>

## Aguilera, Anthony

## Catcher

HT: 6-0 WT: 215 B/T: R/R Hometown: La Habra, CA  
Born: October 30, 1986 in Montebello, CA School: San Jose St.

Obtained: Signed as a non-drafted free agent on January 13, 2010.

2011: Split the season between Short Season Tri-City and Low-A Asheville...2010: Began his first professional season with Rookie Level Casper where he played nine games before being transferred to Low-A Asheville...combined to .267 between the two stops in 27 starts behind the plate...PERSONAL: Signed by Rockies scout Gary Wilson.

Year	Team	AVG	G	AB	R	H	2B	3B	HR	RBI	SAC	SF	HBP	BB	IBB	SO	SB	CS	GIDP	OBP	SLG
2010	Casper	.324	9	34	6	11	1	0	1	4	0	0	1	4	0	9	0	0	0	.410	.441
	Asheville	.232	18	56	7	13	0	0	1	5	0	0	1	5	0	9	0	1	1	.306	.286
2011	Tri-City	.308	6	13	4	4	1	0	0	0	0	0	1	3	0	3	0	0	0	.471	.385
	Asheville	.182	19	55	6	10	4	0	0	5	0	0	4	4	0	16	0	0	0	.286	.255
<b>Minor League Totals</b>		<b>.241</b>	<b>52</b>	<b>158</b>	<b>23</b>	<b>38</b>	<b>6</b>	<b>0</b>	<b>2</b>	<b>14</b>	<b>0</b>	<b>0</b>	<b>7</b>	<b>16</b>	<b>0</b>	<b>37</b>	<b>0</b>	<b>1</b>	<b>1</b>	<b>.337</b>	<b>.316</b>

## Alsop, Benjamin

## Right-Handed Pitcher

HT: 6-3 WT: 180 B/T: R/R Hometown: Ruston, LA  
Born: September 9, 1988 in Ruston, LA School: Louisiana State

Obtained: Selected by Colorado in the 18th round of the 2011 First-Year Player Draft.

2011: Spent his first professional season at Short Season Tri-City where he was used primarily as a starter...finished the season with the seventh-lowest ERA in the Northwest League and the fifth-lowest opponent average among NWL relievers...went 2-2 with a 3.00 ERA (54.0 ip, 18 er) in 11 starts and 1-1, 4.91 (7.1 ip, 4 er) in two relief outings...PERSONAL: Signed by Rockies scout Damon Iannelli.

Year	Team	W	L	ERA	G	GS	CG	SHO	GF	SV	IP	H	R	ER	HR	HB	BB	IBB	SO	WP	BK
2011	Tri-City	3	3	3.23	13	11	0	0	0	0	61.1	56	24	22	4	2	22	0	50	1	0
<b>Minor League Totals</b>		<b>3</b>	<b>3</b>	<b>3.23</b>	<b>13</b>	<b>11</b>	<b>0</b>	<b>0</b>	<b>0</b>	<b>0</b>	<b>61.1</b>	<b>56</b>	<b>24</b>	<b>22</b>	<b>4</b>	<b>2</b>	<b>22</b>	<b>0</b>	<b>50</b>	<b>1</b>	<b>0</b>

## Anderson, Tyler

## Left-Handed Pitcher

HT: 6-4 WT: 215 B/T: L/L Hometown: Las Vegas, NV  
Born: December 30, 1989 in Las Vegas, NV School: University of Oregon

Obtained: Selected in the first round (20th overall) of the 2011 First-Year Player Draft.

2011: Did not play after being drafted...PERSONAL: Signed by Rockies scout Jesse Retzlaff...originally selected in the 50th round of the 2008 MLB First-Year Player Draft by the Minnesota Twins...became the first Oregon Duck to be selected in the first round of the MLB Draft since 1972 when San Diego chose Dave Roberts first overall...holds Ducks records with 285 career strikeouts, 114 strikeouts in a single season (2011) and 14 strikeouts in a single game (3/4/11 at LBSU) while his 17 career wins ties him for third all-time at Oregon...is also the only pitcher in school history to throw 100-plus strikeouts in back-to-back seasons (105 - 2010; 114 - 2011)...was ranked the 16th-best college prospect by *Baseball America* entering 2011...was also rated as the fourth-best left-handed pitcher available for the draft by *Baseball America*, and the top player overall in the state of Oregon...followed his 2010 collegiate season playing for Team USA's Collegiate National Team, helping USA win the silver medal at the FISU World Championships.

## Aquino, Jayson

## Left-Handed Pitcher

HT: 6-1 WT: 180 B/T: L/L Hometown: San Pedro de Macoris, DR  
Born: November 22, 1992 in San Pedro de Macoris, DR School: N/A

Obtained: Signed as a non-drafted free agent on July 2, 2009.

2011: In his second professional season he made 14 starts for the DSL Rockies...led the DSL squad in wins, starts, ERA,



complete games, innings, WHIP (0.86) and strikeouts...led the DSL in innings pitched, his 1.30 ERA was third-best, his three complete games were tied for the most and finished tied fourth in the DSL in strikeouts...**2010:** Spent his first full season with the DSL Rockies where he led the team in starts, complete games and shutouts...finished second on the team in innings, strikeouts and opponent batting average (.161)...**2009:** Signed for 2010 season...**PERSONAL:** Signed by Rockies scouts Rolando Fernandez, Jonathan Leyba and Frank Roa.

Year	Team	W	L	ERA	G	GS	CG	SHO	GF	SV	IP	H	R	ER	HR	HB	BB	IBB	SO	WP	BK
2010	Rockies (DSL)	4	3	1.02	12	12	2	2	0	0	61.2	35	10	7	0	6	9	0	59	5	0
2011	Rockies (DSL)	8	2	1.30	14	14	3	1	0	0	89.2	55	21	13	1	5	22	1	80	7	0
<b>Minor League Totals</b>		<b>12</b>	<b>5</b>	<b>1.19</b>	<b>26</b>	<b>26</b>	<b>5</b>	<b>3</b>	<b>0</b>	<b>0</b>	<b>151.1</b>	<b>90</b>	<b>31</b>	<b>20</b>	<b>1</b>	<b>11</b>	<b>31</b>	<b>1</b>	<b>139</b>	<b>12</b>	<b>0</b>

## Argyropoulos, Matthew

Infielder

HT: 6-2 WT: 200 B/T: R/R Hometown: Longview, WA School: Washington State

Born: August 24, 1988 in Longview, WA

Obtained: Selected by Colorado in the 27th round of the 2011 First-Year Player Draft.

2011: Started his professional career with Rookie Level Casper for 21 games before being transferred to Short Season Tri-City in late July where he would finish the season...split time between first base and third base in both stops this season...**PERSONAL:** Signed by Rockies scout Jesse Retzlaff.

Year	Team	AVG	G	AB	R	H	2B	3B	HR	RBI	SAC	SF	HBP	BB	IBB	SO	SB	CS	GDP	OBP	SLG
2011	Casper	.217	21	69	12	15	1	0	4	8	1	2	2	9	0	21	0	0	0	.317	.406
	Tri-City	.136	14	44	2	6	2	0	0	6	0	0	1	2	0	16	0	1	1	.191	.182
<b>Minor League Totals</b>		<b>.186</b>	<b>35</b>	<b>113</b>	<b>14</b>	<b>21</b>	<b>3</b>	<b>0</b>	<b>4</b>	<b>14</b>	<b>1</b>	<b>2</b>	<b>3</b>	<b>11</b>	<b>0</b>	<b>37</b>	<b>0</b>	<b>1</b>	<b>1</b>	<b>.271</b>	<b>.319</b>

## Barnes, Avery

Outfielder

HT: 5-11 WT: 170 B/T: L/R Hometown: High Springs, FL School: University of Florida

Born: September 17, 1986 in Gainesville, FL

Obtained: Selected by Colorado in the 11th round of the 2009 First-Year Player Draft.

2011: Spent his second season with Asheville where he played all three positions, appearing primarily in left field...set career marks in home runs, doubles and RBI while tying his career mark for runs despite playing in 17 fewer games than 2010...**2010:** In his second professional season played the entire year with Low-A Asheville where he spent time at all three outfield positions and at second base...saw the most action in left field where he played 34 of his 100 games...collected 34 multi-hit games and had at least one hit in 73 games...his 32 stolen bases led all Tourists and were second-most in the Rockies organization...had the second-most hits and triples on Asheville...**2009:** Spent his first professional season with Rookie Level Casper as one of the club's regular outfielders...finished second on the club hitting .335 (63-for-188)...led the club with 23 stolen bases and finished tied for first with 37 runs scored...saw the majority of his time as the club's left fielder, but also saw playing time in center field...**PERSONAL:** Signed on June 12, 2009 by Rockies scout Alan Matthews.

Year	Team	AVG	G	AB	R	H	2B	3B	HR	RBI	SAC	SF	HBP	BB	IBB	SO	SB	CS	GDP	OBP	SLG
2009	Casper	.335	49	188	37	63	7	2	0	13	1	0	1	19	0	46	23	8	1	.399	.394
2010	Asheville	.296	100	388	56	115	14	8	4	35	2	5	21	2	87	32	11	4	.339	.405	
2011	Asheville	.278	83	327	56	91	24	3	7	39	3	5	2	13	1	89	19	3	7	.305	.434
<b>Minor League Totals</b>		<b>.298</b>	<b>232</b>	<b>903</b>	<b>149</b>	<b>269</b>	<b>45</b>	<b>13</b>	<b>11</b>	<b>87</b>	<b>6</b>	<b>7</b>	<b>8</b>	<b>53</b>	<b>3</b>	<b>222</b>	<b>74</b>	<b>22</b>	<b>12</b>	<b>.340</b>	<b>.413</b>

## Barraza, Alejandro

Right-Handed Pitcher

HT: 6-1 WT: 205 B/T: R/R Hometown: Palma, Sonora, MX School: N/A

Born: October 25, 1990 in Palma, Sonora, MX

Obtained: Signed by Colorado as a non-drafted free agent October 17, 2008.

2011: Appeared in a career-high 20 games in his third season with Rookie Level Casper...was the first season working primarily as a reliever...earned his first career save 7/7 in a 3.2 inning outing allowing just one walk and striking out four...**2010:** Spent his second full season with Casper as a starter...had the second-most starts among Ghosts, also had the third-most strikeouts...held lefties to a .280 (26-for-93) average, while righties hit .359 (56-for-156)...**2009:** Spent his first professional season with Casper in the Pioneer League as one of the club's relievers...went 4-0, 3.94 (32.0 ip, 14 er) in 17 games/1 start for the Ghosts...tossed at least 2.0 innings in each of his final 8 appearances...held lefties to a .200 average against (9-for-45), while righties hit .289 (22-for-76)...his 7 losses were the second-most in the Pioneer League.

Year	Team	W	L	ERA	G	GS	CG	SHO	GF	SV	IP	H	R	ER	HR	HB	BB	IBB	SO	WP	BK
2009	Casper	4	0	3.94	17	1	0	0	2	0	32.0	31	18	14	2	3	10	0	21	3	0
2010	Casper	1	7	6.79	14	14	0	0	0	0	58.1	82	52	44	8	7	19	0	51	7	3
2011	Casper	1	1	6.98	20	0	0	0	7	1	38.2	51	32	30	8	4	5	0	34	3	0
<b>Minor League Totals</b>		<b>6</b>	<b>8</b>	<b>6.14</b>	<b>51</b>	<b>15</b>	<b>0</b>	<b>0</b>	<b>9</b>	<b>1</b>	<b>129.0</b>	<b>164</b>	<b>102</b>	<b>88</b>	<b>18</b>	<b>14</b>	<b>34</b>	<b>0</b>	<b>106</b>	<b>13</b>	<b>3</b>

## Basilio, Jesus

Outfielder

HT: 6-0 WT: 180 B/T: R/R Hometown: San Pedro de Macoris, DR School: N/A

Born: April 7, 1993 in San Pedro de Macoris, DR

Obtained: Signed as a non-drafted free agent on May 19, 2010.

2011: Spent the entire season with the DSL Rockies as one of the primary outfielders...**2010:** In his first season of professional baseball spent the entire year with the Rockies DSL club as the primary right fielder...**PERSONAL:** Signed by Rockies scouts Rolando Fernandez, Jhonathan Leyba and Frank Roa.

Year	Team	AVG	G	AB	R	H	2B	3B	HR	RBI	SAC	SF	HBP	BB	IBB	SO	SB	CS	GDP	OBP	SLG
2010	Rockies (DSL)	.223	59	175	19	39	5	0	1	25	5	3	8	23	0	36	10	7	1	.335	.269
2011	Rockies (DSL)	.264	46	144	27	38	3	4	2	20	5	2	9	19	0	21	8	4	1	.379	.382
<b>Minor League Totals</b>		<b>.241</b>	<b>105</b>	<b>319</b>	<b>46</b>	<b>77</b>	<b>8</b>	<b>4</b>	<b>3</b>	<b>45</b>	<b>10</b>	<b>5</b>	<b>17</b>	<b>42</b>	<b>0</b>	<b>57</b>	<b>18</b>	<b>11</b>	<b>2</b>	<b>.355</b>	<b>.320</b>

# Bennigson, Craig

# Left-Handed Pitcher

HT: 6-2 WT: 215 B/T: R/L Hometown: Benicia, CA  
Born: March 21, 1987 in Benicia, CA School: UC Berkeley

Obtained: Selected by Colorado in the ninth round of the 2008 First-Year Player Draft.

2011: Began the season with Low-A Asheville before being placed on the disabled list where he would spend the month of May...was reinstated from the DL and transferred to Tri-City where he remained until the end of the season...2010: Began the season at Double-A Tulsa where he started five games for the Drillers before being sent to Short Season Tri-City...2009: Pitched the entire season for Short Season Tri-City and led the league with 8 wins despite not making a single start...went 8-3, 1.53 (53.0 ip, 9 er) in 24 appearances...went 7-0, 0.00 (30.0 ip) in 15 appearances on the road...was named to the Northwest League Postseason All-Star team as well...2008: Made 2 appearances, one start for Rookie Level Casper in his professional debut...PERSONAL: Signed on June 8, 2008 by Rockies scout Gary Wilson.

Year	Team	W	L	ERA	G	GS	CG	SHO	GF	SV	IP	H	R	ER	HR	HB	BB	IBB	SO	WP	BK
2008	Casper	0	0	10.12	2	1	0	0	0	0	2.2	7	3	3	0	0	3	0	3	0	0
2009	Tri-City	8	3	1.53	24	0	0	0	4	0	53.0	42	16	9	0	3	14	0	41	2	0
2010	Tulsa	0	0	3.00	5	0	0	0	3	0	6.0	3	2	2	1	0	2	0	5	2	0
	Tri-City	0	2	2.51	15	0	0	0	13	7	14.1	16	4	4	0	1	5	0	8	0	0
2011	Asheville	2	0	8.16	9	0	0	0	1	0	14.1	20	15	13	2	1	7	0	18	0	0
	Tri-City	3	3	2.82	23	0	0	0	6	2	44.2	39	17	14	2	3	8	0	45	0	0
<b>Minor League Totals</b>		<b>13</b>	<b>8</b>	<b>3.00</b>	<b>78</b>	<b>1</b>	<b>0</b>	<b>0</b>	<b>27</b>	<b>9</b>	<b>135.0</b>	<b>127</b>	<b>57</b>	<b>45</b>	<b>5</b>	<b>8</b>	<b>39</b>	<b>0</b>	<b>120</b>	<b>4</b>	<b>0</b>

# Berggren, Jarod

# Outfielder

HT: 6-2 WT: 185 B/T: R/R Hometown: Erie, CO  
Born: October 31, 1989 in Stockton, CA School: University of Northern Colorado

Obtained: Selected in the 32nd round of the 2011 First-Year Player Draft.

2011: In his first season of professional ball made stops in Rookie Level Casper and Short Season Tri-City...PERSONAL: Signed by Rockies scout Zach Wilson.

Year	Team	AVG	G	AB	R	H	2B	3B	HR	RBI	SAC	SF	HBP	BB	IBB	SO	SB	CS	GIDP	OBP	SLG
2011	Casper	.289	15	38	2	11	2	0	0	4	0	0	5	1	0	16	3	0	0	.386	.342
	Tri-City	.200	3	10	1	2	0	0	0	0	0	0	0	0	3	0	0	0	.200	.200	
<b>Minor League Totals</b>		<b>.271</b>	<b>18</b>	<b>48</b>	<b>3</b>	<b>13</b>	<b>2</b>	<b>0</b>	<b>0</b>	<b>4</b>	<b>0</b>	<b>0</b>	<b>5</b>	<b>1</b>	<b>0</b>	<b>19</b>	<b>3</b>	<b>0</b>	<b>0</b>	<b>.352</b>	<b>.312</b>

# Bergman, Christian

# Right-Handed Pitcher

HT: 6-2 WT: 180 B/T: R/R Hometown: The Woodlands, TX  
Born: May 4, 1988 in Glendale, CA School: UC Irvine

Obtained: Selected in the 24th round of the 2010 First-Year Player Draft.

2011: Spent the entire season in the starting rotation for Short Season Tri-City where he made 15 starts, including two 9.0-inning complete game shutouts...was named a Northwest League All-Star, NWL Pitcher of the Week (8/15-22), Rockies organizational Pitcher of the Month for August and the Northwest League Postseason Pitcher of the Year after leading the NWL in innings pitched, shutouts, complete games and WHIP and tied for first in wins...also finished third in the NWL in opponent average and ERA...at one point won four straight starts from 7/23-8/9...carried a no-hitter into the sixth inning in Game 1 of the NWL Semifinal series against Boise...in Game 2 of the NWL Finals, he held Vancouver to just two runs over 6.0 innings on the road in an elimination game...his 13.0 innings and 12 strikeouts led all NWL pitchers in postseason play...2010: Spent his first professional season at Rookie Level Casper where he was primarily used as a reliever...made five starts in the middle of the season going 1-3, 5.91 (21.1 ip, 14 er) compared to 0-1, 6.00 (27.0 ip, 18 er) in nine relief appearances...PERSONAL: Signed by Rockies scout Jon Lukens.

Year	Team	W	L	ERA	G	GS	CG	SHO	GF	SV	IP	H	R	ER	HR	HB	BB	IBB	SO	WP	BK
2010	Casper	1	4	5.96	14	5	0	0	0	0	48.1	62	39	32	5	1	11	0	37	4	0
2011	Tri-City	7	5	2.59	15	15	2	2	0	0	97.1	83	31	28	4	4	11	0	68	2	0
<b>Minor League Totals</b>		<b>8</b>	<b>9</b>	<b>3.71</b>	<b>29</b>	<b>20</b>	<b>2</b>	<b>2</b>	<b>0</b>	<b>0</b>	<b>145.2</b>	<b>145</b>	<b>70</b>	<b>60</b>	<b>9</b>	<b>5</b>	<b>22</b>	<b>0</b>	<b>105</b>	<b>6</b>	<b>0</b>

# Brewer, Russell

# Right-Handed Pitcher

HT: 6-0 WT: 200 B/T: R/R Hometown: Norwood, NC  
Born: February 25, 1988 in Charlotte, NC School: Vanderbilt University

Obtained: Selected in the 31st round of the 2010 First-Year Player Draft.

2011: In his second professional season appeared in the second-most games in the Rookie Level Pioneer League...also collected nine holds, most in the Pioneer League...held right-handed hitters to just a .155 opponent average...2010: Made just one appearance for Rookie Level Casper...PERSONAL: Signed by Rockies scout Scott Corman.

Year	Team	W	L	ERA	G	GS	CG	SHO	GF	SV	IP	H	R	ER	HR	HB	BB	IBB	SO	WP	BK
2010	Casper	0	0	9.00	1	0	0	0	1	0	1.0	2	1	1	0	0	0	0	1	0	0
2011	Casper	1	6	4.45	27	0	0	0	11	2	30.1	28	16	15	4	5	7	1	33	2	0
<b>Minor League Totals</b>		<b>1</b>	<b>6</b>	<b>4.60</b>	<b>28</b>	<b>0</b>	<b>0</b>	<b>0</b>	<b>12</b>	<b>2</b>	<b>31.1</b>	<b>30</b>	<b>17</b>	<b>16</b>	<b>4</b>	<b>5</b>	<b>7</b>	<b>1</b>	<b>34</b>	<b>2</b>	<b>0</b>

# Briceno, Jose

# Catcher

HT: 6-0 WT: 185 B/T: R/R Hometown: Baruta, Estado Miranda, VZ  
Born: September 19, 1992 in Baruta, Estado Miranda, VZ School: NA

Obtained: Signed as a non-drafted free agent on July 3, 2009.

2011: In his second professional season set career marks in all offensive categories as the primary catcher for the Dominican Summer League Rockies...2010: Spent his first professional season with Rookie Level Casper as the everyday catcher...hit .304 (7-for-23) vs. lefties and .188 (24-for-128) against righties...2009: Signed for 2010 season...PERSONAL: Signed on July 3, 2009 by Rolando Fernandez and Francisco Cartaya.

Year	Team	AVG	G	AB	R	H	2B	3B	HR	RBI	SAC	SF	HBP	BB	IBB	SO	SB	CS	GDP	OBP	SLG
2010	Rockies (DSL)	.205	52	151	12	31	6	0	0	17	2	2	3	17	0	28	9	5	4	.295	.245
2011	Rockies (DSL)	.288	47	160	26	46	10	1	0	18	0	4	6	23	0	22	12	3	2	.389	.363
<b>Minor League Totals</b>		<b>.248</b>	<b>99</b>	<b>311</b>	<b>38</b>	<b>77</b>	<b>16</b>	<b>1</b>	<b>0</b>	<b>35</b>	<b>2</b>	<b>6</b>	<b>9</b>	<b>40</b>	<b>0</b>	<b>50</b>	<b>21</b>	<b>8</b>	<b>6</b>	<b>.344</b>	<b>.305</b>

## Campos, Albert

## Right-Handed Pitcher

**HT:** 6-4      **WT:** 222      **B/T:** R/R      **Hometown:** Caguas, VZ  
**Born:** February 4, 1991 in Turmero, VZ      **School:** N/A

**Obtained:** Signed as a non-drafted free agent on July 2, 2007.  
**2011:** Started 15 games for Low-A Asheville, his third stop in his last three seasons...set a career mark with six wins...was placed on the disabled list in late July where he would spend the rest of the season...**2010:** Spent his first season and his third professional season with Rookie Level Casper...all of his 15 appearances were as a starter...was the first season he did not have a relief appearance...tossed his first career complete game, the only one by a Ghost, on 8/16, going 8.0 innings allowing 3 runs on 6 hits, 2 walks and 9 strikeouts...was selected as a starter for the Pioneer League All-Star team and was named the Pioneer League Pitcher of the Year in 2010...**2009:** Finished tied for 3rd on the DSL Rockies with 25 appearances in 2009...versatile pitcher also made 5 starts, while notching 5 saves and 13 games finished in relief...his 50.1 innings pitched were the 4th most on the club, while his 5 saves were good for 2nd among Rockies pitchers...**2008:** Spent his first professional season with the Rockies Dominican Summer League team where he pitched as a starter and a reliever...went 0-0 with a 1.74 ERA (20.2 ip, 4 er) in 11 games as a reliever and 0-1 with a 1.29 ERA (14.0 ip, 2 er) in 4 starts...**PERSONAL:** Signed by Rockies scouts Rolando Fernandez and Francisco Cartaya.

Year	Team	W	L	ERA	G	GS	CG	SHO	GF	SV	IP	H	R	ER	HR	HB	BB	IBB	SO	WP	BK
2008	Rockies (DSL)	0	1	1.56	15	4	0	0	3	0	34.2	28	18	6	0	1	12	0	27	7	0
2009	Rockies (DSL)	2	6	4.11	25	5	0	0	13	5	50.1	50	33	23	2	3	14	3	31	11	0
2010	Casper	4	4	2.05	15	15	1	0	0	0	88.0	80	29	20	5	3	17	0	68	6	0
2011	Asheville	6	4	5.19	15	15	0	0	0	0	86.2	111	59	50	5	6	19	0	64	4	1
<b>Minor League Totals</b>		<b>12</b>	<b>15</b>	<b>3.43</b>	<b>70</b>	<b>39</b>	<b>1</b>	<b>0</b>	<b>16</b>	<b>5</b>	<b>259.2</b>	<b>269</b>	<b>139</b>	<b>99</b>	<b>12</b>	<b>13</b>	<b>62</b>	<b>3</b>	<b>190</b>	<b>28</b>	<b>1</b>

## Candelario, Rolman

## Right-Handed Pitcher

**HT:** 6-2      **WT:** 180      **B/T:** R/R      **Hometown:** Santo Domingo, DR  
**Born:** January 9, 1993 in Manhattan, NY      **School:** N/A

**Obtained:** Signed as a non-drafted free agent on September 30, 2011.  
**2011:** Signed for next season...**PERSONAL:** Signed by Rockies scouts Rolando Fernandez and Jhonathan Leyba.

## Canham, Mitchell

## Catcher

**HT:** 6-2      **WT:** 205      **B/T:** L/R      **Hometown:** Seattle, WA  
**Born:** September 25, 21984 in Richland, WA      **School:** Oregon State University

**Obtained:** Signed as a Minor League free agent on January 25, 2012.  
**2011:** Began his fifth professional season at Midland before being transferred to Sacramento...spent 14 days on the disabled list with Sacramento...transferred to Midland, 5/25...finished the season with Midland where he played in 45 games and hit .226 with five doubles and two triples while driving in 18 runs for the RockHounds...played 34 games at catcher and four at third base...appeared in one game as a relief pitcher, tossing 0.1 inning allowing one hit, two walks and one run in the loss...**2009:** Was promoted to Double-A San Antonio and finished the season hitting .263 with six home runs and 20 doubles...**2007:** Began his prof career with Eugene and Lake Elsinore...**COLLEGE:** Was a member of the Oregon State Beavers baseball team that won back-to-back College World Series Championships in 2006 and 2007...**PERSONAL:** Originally selected by San Diego in the supplemental round (57th overall) of the 2007 First-Year Player Draft...signed by Padres scout Josh Boyd.

Year	Team	AVG	G	AB	R	H	2B	3B	HR	RBI	SAC	SF	HBP	BB	IBB	SO	SB	CS	GDP	OBP	SLG
2007	Eugene	.293	28	116	20	34	4	1	2	18	1	0	5	11	1	35	5	2	2	.379	.397
	Lake Elsinore	.000	2	7	0	0	0	0	0	1	0	1	0	0	0	2	0	0	0	.000	.000
2008	Lake Elsinore	.285	113	417	65	119	28	5	8	81	1	3	1	66	0	73	13	1	7	.382	.434
2009	San Antonio	.263	111	407	48	107	20	3	6	53	1	4	3	46	1	68	5	4	8	.339	.371
2010	Portland	.320	9	25	2	8	0	1	0	1	0	0	0	2	0	5	0	2	0	.370	.400
	San Antonio	.209	76	263	27	55	10	2	4	26	3	2	3	30	0	41	1	1	3	.295	.308
2011	Sacramento	.280	8	25	2	7	0	0	0	0	0	0	0	5	0	7	0	0	0	.400	.280
	Midland	.226	45	155	22	35	5	2	0	18	1	2	2	15	0	30	2	0	4	.299	.284
<b>Minor League Totals</b>		<b>.258</b>	<b>392</b>	<b>1415</b>	<b>186</b>	<b>365</b>	<b>67</b>	<b>14</b>	<b>20</b>	<b>198</b>	<b>7</b>	<b>12</b>	<b>14</b>	<b>175</b>	<b>2</b>	<b>261</b>	<b>26</b>	<b>10</b>	<b>24</b>	<b>.343</b>	<b>.367</b>

## Casteel, Ryan

## Catcher

**HT:** 6-1      **WT:** 205      **B/T:** L/R      **Hometown:** Cleveland, TN  
**Born:** June 6, 1991 in Chattanooga, TN      **School:** Cleveland State CC

**Obtained:** Selected in the 17th round of the 2010 First-Year Player Draft.  
**2011:** Made his second stop in the Rockies system in two years...finished with the third-highest batting average among Short Season Tri-City Dust Devils and had the second-most doubles and the clubs primary catcher...**2010:** Spent his first professional season with Rookie Level Casper...was the primary catcher for the Ghosts, starting 33 games behind the plate...started his professional career with four-straight games with at least one hit, three of which he collected two or more...collected at least one hit in 31 of his 43 games...was named the Pioneer League Player of the Week 8/30...**PERSONAL:** Signed on June 10, 2010 by Rockies scout Scott Corman.

Year	Team	AVG	G	AB	R	H	2B	3B	HR	RBI	SAC	SF	HBP	BB	IBB	SO	SB	CS	GDP	OBP	SLG
2010	Casper	.305	43	177	21	54	8	1	3	22	0	0	0	10	0	35	2	0	3	.342	.412
2011	Tri-City	.273	56	198	31	54	17	2	1	30	0	2	2	24	0	40	8	5	6	.354	.394
<b>Minor League Totals</b>		<b>.288</b>	<b>99</b>	<b>375</b>	<b>52</b>	<b>108</b>	<b>25</b>	<b>3</b>	<b>4</b>	<b>52</b>	<b>0</b>	<b>2</b>	<b>2</b>	<b>34</b>	<b>0</b>	<b>75</b>	<b>10</b>	<b>5</b>	<b>9</b>	<b>.349</b>	<b>.403</b>

Farm System





# Cesario, James

# Infielder

HT: 5-11

WT: 200

B/T: L/R

Hometown: Arlington, VA

Born: October 15, 1985 in New Orleans, LA

School: University of Houston

Obtained: Selected by Colorado in the 46th round of the 2008 First-Year Player Draft.

**2011:** Made his fourth stop in his fourth professional season, playing primarily second base for the Double-A Tulsa Drillers...also saw action at first base, third base, left field and right field...spent a month on the disabled list in late July-late August...among all Drillers, finished with a team-high .317 batting average...the left-hander hit .364 (20-for-55) against left-handed pitching and .305 (60-for-197) against righties...**2010:** In his third pro season made his third stop in the Rockies system, spending the entire season with High-A Modesto...played first base, second base, third base, left field, right field and designated hitter for the Nuts, having the most success at the plate as a DH where he hit .325 (74-for-228)...was named to his second Cal League All-Star game after he led the CL in RBI (41) in the first half of the season and also had the sixth-best slugging percentage (.559)...set career highs in every offensive categories except home runs and stolen bases, despite having 13 fewer at-bats than 2009...led the Nuts in triples, was second in hits and third in average and games played...finished the season with the eighth-highest batting average in the CL and the fifth-most triples...his .316 average was also the seventh-highest in the Rockies organization...**2009:** Played his entire second professional season with Low-A Asheville as one of the club's regular infielders...was named to the South Atlantic League All-Star Game...split his time between first base, second base and third base, finishing the season as the club's regular second baseman...**2008:** Spent his first professional season with Rookie Level Casper...saw playing time at second base, third base, left field and as the club's designated hitter...**PERSONAL:** Signed on July 29, 2008 by Rockies scout Chris Forbes.

Year	Team	AVG	G	AB	R	H	2B	3B	HR	RBI	SAC	SF	HBP	BB	IBB	SO	SB	CS	GIDP	OBP	SLG
2008	Casper	.333	22	78	15	26	4	1	1	9	0	0	5	3	0	12	3	2	1	.395	.449
2009	Asheville	.285	126	488	74	139	28	2	11	68	3	6	7	31	1	76	18	11	5	.333	.418
2010	Modesto	.316	128	475	78	150	30	10	6	71	3	6	14	29	3	76	16	6	7	.368	.459
2011	Tulsa	.317	83	252	30	80	10	2	4	37	3	3	10	19	1	44	4	1	7	.384	.421
<b>Minor League Totals</b>		<b>.305</b>	<b>359</b>	<b>1293</b>	<b>197</b>	<b>395</b>	<b>72</b>	<b>15</b>	<b>22</b>	<b>185</b>	<b>9</b>	<b>15</b>	<b>36</b>	<b>82</b>	<b>5</b>	<b>208</b>	<b>41</b>	<b>20</b>	<b>20</b>	<b>.360</b>	<b>.435</b>

# Christensen, David

# Outfielder

HT: 6-1

WT: 195

B/T: R/R

Hometown: Parkland, FL

Born: February 11, 1988 in Margate, FL

School: Stoneman Douglas HS

Obtained: Selected by Colorado in the second round of the 2006 First-Year Player Draft.

**2011:** Spent his second season with High-A Modesto where he split time between left and right field as the fourth outfielder...set a career mark in average, on-base and slugging percentage...in nearly half as many games as in 2010 he had two more extra-base hits...**2010:** Spent his entire fifth season of professional ball at High-A Modesto where he switched between left and right fields...hit a career-low .192 but also walked a career-high 39 times...had just two errors in 348 total chances over 101 games (.960 pct.)...**2009:** Spent the campaign as one of Low-A Asheville's regular outfielders...he finished second on the club with a career-best 18 home runs and fourth on the team with 63 RBI...he also stole a career best 27 bases, which was the third-most on the club...his .452 slugging percentage was also the fourth-best on the club...**2008:** Spent the entire season with Asheville, receiving the majority of his at-bats as the club's designated hitter...was one of 5 Asheville players to hit double digit home runs...hit .243 (37-for-152) after the All-Star break and .213 (39-for-183) prior to the break...**2007:** Played second professional season with Rookie Level Casper, leading the team with 9 home runs and 62 games played...his 7 steals were tied for third-most on the team...**2006:** In his first season of professional ball posted a .935 (6 E, 93 TC) fielding percentage in 54 games in the outfield (41 in RF, 13 in CF, 1 in LF)...started the season batting .308 (16-for-52) over first 14 games, but hit at a .161 (25-for-155) clip over his final 44 games to drop to .198...hit first pro home run on 6/30...ranked as the 30th-best prospect in Colorado's farm system by *Baseball America*...**PERSONAL:** Attended Stoneman Douglas (FL) HS...batted .338 with 10 home runs and 32 RBI in his senior year and was selected to the All-American Baseball Game, the only baseball all-star game for senior athletes...signed on June 9, 2006 by Rockies scout John Cedarburg.

Year	Team	AVG	G	AB	R	H	2B	3B	HR	RBI	SAC	SF	HBP	BB	IBB	SO	SB	CS	GIDP	OBP	SLG
2006	Casper	.198	58	207	26	41	11	2	5	20	0	2	2	22	1	93	2	6	1	.279	.343
2007	Casper	.223	62	229	31	51	11	1	9	21	2	1	5	15	0	95	7	3	0	.284	.397
2008	Asheville	.227	94	335	44	76	21	1	11	46	0	1	6	23	0	130	12	3	5	.288	.394
2009	Asheville	.234	118	431	62	101	26	7	18	63	2	3	11	26	1	166	27	9	4	.293	.452
2010	Modesto	.192	101	312	44	60	9	3	8	36	5	2	4	39	0	132	21	2	7	.289	.317
2011	Modesto	.274	57	179	34	49	11	6	5	21	5	2	4	15	0	74	3	3	4	.340	.486
<b>Minor League Totals</b>		<b>.223</b>	<b>490</b>	<b>1693</b>	<b>241</b>	<b>378</b>	<b>89</b>	<b>20</b>	<b>56</b>	<b>207</b>	<b>14</b>	<b>11</b>	<b>32</b>	<b>140</b>	<b>2</b>	<b>690</b>	<b>72</b>	<b>26</b>	<b>21</b>	<b>.293</b>	<b>.399</b>

# Ciriaco, Juan

# Infielder

HT: 5-9

WT: 155

B/T: R/R

Hometown: San Pedro de Macoris, DR

Born: July 6, 1990 in San Pedro de Macoris, D.R.

School: N/A

Obtained: Signed as a non-drafted free agent on July 2, 2009.

**2011:** Spent his first season in the country with Rookie Level Casper where he played primarily second base but also third base and shortstop...**2010:** Spent the entire season playing for DSL Rockies...spent the majority of his time at second base but also made appearances at shortstop...led the Rockies with 34 stolen bases...committed the second-most errors on the team...played in the third-most games for the Rockies...**2009:** Joined the DSL Rockies shortly after signing in July and played the remainder of the season as one of the club's regular infielders...split his time between second base and shortstop, with the majority of his play coming at shortstop...**PERSONAL:** Signed by Rockies scouts Rolando Fernandez, Jhonathan Leyba and Frank Roa.

Year	Team	AVG	G	AB	R	H	2B	3B	HR	RBI	SAC	SF	HBP	BB	IBB	SO	SB	CS	GIDP	OBP	SLG
2009	Rockies (DSL)	.303	35	99	17	30	0	0	0	11	3	0	2	15	1	23	9	1	0	.405	.303
2010	Rockies (DSL)	.233	59	176	35	41	5	1	0	13	6	3	7	20	0	25	34	11	0	.330	.273
2011	Casper	.254	28	63	4	16	0	1	0	6	1	1	0	1	0	17	6	1	3	.262	.286
<b>Minor League Totals</b>		<b>.257</b>	<b>122</b>	<b>338</b>	<b>56</b>	<b>87</b>	<b>5</b>	<b>2</b>	<b>0</b>	<b>30</b>	<b>10</b>	<b>4</b>	<b>9</b>	<b>36</b>	<b>1</b>	<b>65</b>	<b>49</b>	<b>13</b>	<b>3</b>	<b>.341</b>	<b>.284</b>

# Clark, Jared

# Infielder

HT: 6-4 WT: 225 B/T: R/R Hometown: Castaic, CA  
 Born: May 9, 1986 in Van Nuys, CA School: Cal St. Fullerton

**Obtained:** Selected in the 12th round of the 2009 First-Year Player Draft.

**2011:** Spent the entire season with High-A Modesto where he split time between designated hitter and first base...**2010:** Was the everyday first baseman for Low-A Asheville in his second professional season...led the Tourists in home runs (24) and RBI (82) and his 110 games and 62 runs were second-most on the team...hit .318 (89-for-280) against righties and .248 (25-for-101) against lefties...in addition to first base he made 7 appearances at third base and 20 as the designated hitter...led the South Atlantic League and was second in the Rockies system in home runs (24) and was second in on-base percentage (.412), slugging percentage (.541) and walks (76)...also finished with the eighth-highest batting average in the SAL...**2009:** Spent his first professional season with Rookie Level Casper in the Pioneer League and led the club in several offensive categories...was the Ghosts leader in batting average, on-base percentage, slugging percentage, home runs, RBI and total bases (117)...as the club's regular first baseman, his 1.015 OPS on the season was the fourth-best percentage in the PL...**PERSONAL:** Signed on June 21, 2009 by Rockies scout Jon Lukens.

Year	Team	AVG	G	AB	R	H	2B	3B	HR	RBI	SAC	SF	HBP	BB	IBB	SO	SB	CS	GIDP	OBP	SLG
2009	Casper	.348	58	198	33	69	13	1	11	44	1	4	0	29	1	34	5	5	7	.424	.591
2010	Asheville	.299	110	381	62	114	20	0	24	82	0	10	4	76	3	113	10	4	3	.412	.541
2011	Modesto	.229	61	214	21	49	11	1	7	33	1	2	2	25	0	66	0	2	6	.313	.388
<b>Minor League Totals</b>		<b>.293</b>	<b>229</b>	<b>793</b>	<b>116</b>	<b>232</b>	<b>44</b>	<b>2</b>	<b>42</b>	<b>159</b>	<b>2</b>	<b>16</b>	<b>6</b>	<b>130</b>	<b>4</b>	<b>213</b>	<b>15</b>	<b>11</b>	<b>16</b>	<b>.389</b>	<b>.512</b>

# Cleary, Delta

# Outfielder

HT: 6-3 WT: 175 B/T: S/R Hometown: Jonesboro, AR  
 Born: August 14, 1989 in Jonesboro, AR School: Louisiana State University at Eunice

**Obtained:** Selected by Colorado in the 37th round of the 2008 First-Year Player Draft.

**2011:** Was the every day center fielder and leadoff hitter for High-A Modesto where he led the team in runs and stolen bases and was second in games and at-bats...his 96 runs were T20th in the Minors and were second-most in the Rockies organization...he finished fourth in the California League in walks...**2010:** Spent his second full season at Low-A Asheville where he played 76 games for the Tourists...had just two errors on the season...played in all three outfield positions, seeing the most time in center field...**2009:** Spent the season with Asheville as the club's regular center fielder...had 32 stolen bases, the second-most on the club...the switch-hitter hit just .173 (17-for-98) vs. lefties, but hit .282 (85-for-301) vs. righties...was named as the Rockies 18th-best prospect in the Rockies organization by *Baseball America* following the season...**2008:** Played just one month in his first professional season with Rookie Level Casper...hit .276 (29-for-105) with 3 home runs in 9 RBI while playing as the club's regular center fielder...named the sixth-best prospect in the Pioneer League by *Baseball America* following the season...also named the 11th-best prospect in the Rockies system...switch hitter hit .243 (9-for-37) off lefties and .294 (20-for-68) off righties...**PERSONAL:** Signed on July 28, 2008 by Rockies scout Damon Lannelli...was the starring as a quarterback for Jonesboro High's football team and played on the Hurricane's 6-A state championship basketball team...also helped Louisiana State-Eunice win its second Division II Junior College World Series in the last three years in 2008...is the cousin of NBA player Shawn Marion.

Year	Team	AVG	G	AB	R	H	2B	3B	HR	RBI	SAC	SF	HBP	BB	IBB	SO	SB	CS	GIDP	OBP	SLG
2008	Casper	.276	27	105	22	29	2	1	3	9	2	0	1	6	0	19	4	0	1	.321	.400
2009	Asheville	.256	105	399	53	102	19	4	7	45	8	3	5	31	2	87	32	11	3	.315	.376
2010	Asheville	.246	76	313	54	77	13	2	5	35	5	2	1	22	1	75	18	5	5	.296	.348
2011	Modesto	.235	130	503	96	118	20	4	1	45	8	4	5	75	0	97	27	16	11	.337	.296
<b>Minor League Totals</b>		<b>.247</b>	<b>338</b>	<b>1320</b>	<b>225</b>	<b>326</b>	<b>54</b>	<b>11</b>	<b>16</b>	<b>134</b>	<b>23</b>	<b>9</b>	<b>12</b>	<b>134</b>	<b>3</b>	<b>278</b>	<b>81</b>	<b>32</b>	<b>20</b>	<b>.320</b>	<b>.341</b>

# Crocker, Matthew

# Left-Handed Pitcher

HT: 6-3 WT: 190 B/T: R/L Hometown: Bellaire, TX  
 Born: May 24, 1989 in Kingwood, TX School: University of Texas-San Antonio

**Obtained:** Selected in the 12th round of the 2010 First-Year Player Draft.

**2011:** Was primarily a late-inning reliever in his second professional season and his second season with Rookie Level Casper...appeared in 20 games and finished nine game for the Ghosts...**2010:** Spent his first professional season at Rookie Level Casper where he appeared in 13 games for the Ghosts in middle and late-relief...his two wins came in back-to-back 2.0 inning outings...held opponents scoreless in his first six appearances...**PERSONAL:** Signed on June 19, 2010 by Rockies scout Jeff Edwards.

Year	Team	W	L	ERA	G	GS	CG	SHO	GF	SV	IP	H	R	ER	HR	HB	BB	IBB	SO	WP	BK
2010	Casper	2	0	5.63	13	0	0	0	1	0	16.0	22	15	10	0	2	8	0	15	2	0
2011	Casper	0	1	5.46	20	0	0	0	9	0	28.0	33	25	17	2	2	13	0	19	2	0
<b>Minor League Totals</b>		<b>2</b>	<b>1</b>	<b>5.52</b>	<b>33</b>	<b>0</b>	<b>0</b>	<b>0</b>	<b>10</b>	<b>0</b>	<b>44.0</b>	<b>55</b>	<b>40</b>	<b>27</b>	<b>2</b>	<b>4</b>	<b>21</b>	<b>0</b>	<b>34</b>	<b>4</b>	<b>0</b>

# Crousset, Juan

# Outfielder

HT: 6-0 WT: 190 B/T: L/L Hometown: Pimentel, Provincia Duarte, DR  
 Born: April 3, 1990 in Pimentel, Provincia Duarte, DR School: N/A

**Obtained:** Signed as a non-drafted free agent on July 8, 2006.

**2011:** Spent the full season with Tri-City where he split time between designated hitter, left field and right field...**2010:** In his second full season with Rookie Level Casper he set a career-high with five home runs...played the majority of the season in right field and also made appearances in left field...hit nearly the same vs. righties (.271) as he did against lefties (.267)...**2009:** Spent his first season in the States as one of the youngest members of the Casper Ghosts...played in just 15 games due to injury...did not play in a game until 8/26...**2008:** In his second season with the DSL Rockies he led the club in hitting, home runs, RBI and slugging percentage...received starts at first base, all three outfield positions and DH...also finished second on the club with 16 steals...**2007:** Saw his first professional action with the Rockies DSL squad...**PERSONAL:** Signed by Rockies scouts Rolando Fernandez and Felix Feliz.



Farm System

Year	Team	AVG	G	AB	R	H	2B	3B	HR	RBI	SAC	SF	HBP	BB	IBB	SO	SB	CS	GIDP	OBP	SLG
2007	Rockies (DSL)	.176	51	176	19	31	6	1	0	9	2	0	5	11	1	51	2	2	2	.245	.222
2008	Rockies (DSL)	.320	64	259	35	83	10	5	4	42	2	3	4	21	1	40	16	4	3	.376	.444
2009	Casper	.288	15	59	4	17	1	1	0	4	1	0	0	3	0	11	1	2	1	.323	.339
2010	Casper	.271	52	207	24	56	8	1	5	28	2	1	0	10	0	66	7	5	5	.303	.391
2011	Tri-City	.243	32	107	13	26	4	2	3	15	2	2	1	4	0	32	2	0	0	.272	.402
<b>Minor League Totals</b>		<b>.264</b>	<b>214</b>	<b>808</b>	<b>95</b>	<b>213</b>	<b>29</b>	<b>10</b>	<b>12</b>	<b>98</b>	<b>9</b>	<b>6</b>	<b>10</b>	<b>49</b>	<b>2</b>	<b>200</b>	<b>28</b>	<b>13</b>	<b>11</b>	<b>.312</b>	<b>.369</b>

## Davis, Leonard

## Outfielder

HT: 5-10 WT: 215 B/T: L/R Hometown: Hanford, CA  
 Born: December 24, 1983 in Los Banos, CA School: Fresno City (CA) College

**Obtained:** Signed as a minor league free agent on December 15, 2011.  
**2011:** Signed with Toronto as a Minor League free agent but was released prior to the start of the season...signed as a Minor League free agent with Washington 7/25 and spent the entire season with Harrisburg where he played 36 games in the Nationals system...**2010:** Spent the majority of the season with Triple-A Syracuse, making 96 starts and hitting the most home runs (15) in one spot since 2007 when he hit 16 in Hagerstown...was declared a Minor League free agent following the season...**2009:** Double-A Eastern League Mid-season All-Star selection...Harrisburg Player of the Month for June...**2008:** Enjoyed breakout season, combining to hit .310 with 28 doubles, 25 home runs, 76 RBI, a .365 on-base percentage and a .567 slugging percentage in 122 games at top 3 levels of the Nationals' system...was named the Nationals' 2008 Minor League Player of the Year...paced Washington farmhands in homers and OPS (.932), while ranking 4th in RBI...Potomac's June Player of the Month (.407, 6 homers, 16 RBI)...was promoted to Double-A on June 30 then blitzed the Eastern League for 10 games before getting call to Triple-A on July 10...**2007:** Earned mid-season Single-A South Atlantic League All-Star honors with Hagerstown...ranked 5th among Washington farmhands with a combined 20 home runs at Hagerstown and Potomac...was Hagerstown's June Player of the Month...**PERSONAL:** Two-sport athlete (football and baseball) during freshman year at Fresno City College (CA)...played strong safety for the Rams...graduated from Dos Palos (CA) High School, where he and his older brothers, Mark and Rodney, all have their football jersey numbers retired...signed by the late Expos/Nationals scout Doug McMillan...originally selected by Montreal/Washington in the eighth round of the 2004 First-Year Player Draft.

Year	Team	AVG	G	AB	R	H	2B	3B	HR	RBI	SAC	SF	HBP	BB	IBB	SO	SB	CS	GIDP	OBP	SLG
2004	GCL Expos	.182	42	143	18	26	6	1	3	14	0	0	4	19	1	58	2	3	3	.295	.301
2005	Vermont	.300	67	237	34	71	8	8	7	35	1	1	6	12	0	64	8	4	9	.348	.489
2006	Savannah	.225	83	289	32	65	12	4	8	38	2	5	5	21	0	87	4	5	7	.284	.377
2007	Hagerstown	.290	96	348	47	101	29	4	16	56	4	3	5	25	1	86	7	6	4	.344	.534
	Potomac	.262	23	84	8	22	4	0	4	10	1	0	1	0	22	0	2	1	2	.267	.452
2008	Potomac	.332	63	217	47	72	14	2	14	37	4	0	3	23	1	47	7	5	4	.403	.608
	Harrisburg	.488	10	41	8	20	1	0	4	10	1	0	0	6	2	5	2	0	0	.553	.805
	Columbus	.239	49	180	21	43	13	3	7	29	2	1	2	5	1	48	1	1	4	.266	.461
2009	Harrisburg	.281	112	392	47	110	19	5	14	51	5	1	4	32	3	95	14	2	13	.340	.462
	Syracuse	.208	14	48	4	10	1	2	4	1	0	0	4	0	13	0	0	1	1	.269	.396
2010	Harrisburg	.252	33	115	17	29	5	3	5	18	3	1	0	4	0	27	3	0	1	.275	.478
	Syracuse	.254	96	327	44	83	13	3	15	33	2	1	5	26	2	85	7	3	9	.318	.450
2011	Harrisburg	.229	36	144	13	33	7	2	2	15	0	1	2	4	0	34	4	2	5	.258	.347
<b>Minor League Totals</b>		<b>.267</b>	<b>724</b>	<b>2565</b>	<b>340</b>	<b>685</b>	<b>132</b>	<b>36</b>	<b>101</b>	<b>350</b>	<b>26</b>	<b>15</b>	<b>36</b>	<b>182</b>	<b>11</b>	<b>671</b>	<b>59</b>	<b>33</b>	<b>61</b>	<b>.323</b>	<b>.465</b>

## Daza, Yonathan

## Outfielder

HT: 6-2 WT: 190 B/T: R/R Hometown: Maracay, VZ  
 Born: February 28, 1994 in Maracay, VZ School: N/A

**Obtained:** Signed as a non-drafted free agent on October 10, 2010.  
**2011:** Was the primary left fielder in his first professional season with the DSL Rockies...also saw time in centerfield...**PERSONAL:** Signed by Rockies scouts Rolando Fernandez and Orlando Medina.

Year	Team	AVG	G	AB	R	H	2B	3B	HR	RBI	SAC	SF	HBP	BB	IBB	SO	SB	CS	GIDP	OBP	SLG
2011	Rockies (DSL)	.231	49	134	19	31	6	1	0	14	4	0	6	12	0	16	8	5	4	.322	.291
<b>Minor League Totals</b>		<b>.231</b>	<b>49</b>	<b>134</b>	<b>19</b>	<b>31</b>	<b>6</b>	<b>1</b>	<b>0</b>	<b>14</b>	<b>4</b>	<b>0</b>	<b>6</b>	<b>12</b>	<b>0</b>	<b>16</b>	<b>8</b>	<b>5</b>	<b>4</b>	<b>.322</b>	<b>.291</b>

## De La Cruz, Jose

## Infielder

HT: 6-0 WT: 160 B/T: R/R Hometown: Nizao, DR  
 Born: June 12, 1992 in Nizao, DR School: N/A

**Obtained:** Signed as a non-drafted free agent on February 16, 2011.  
**2011:** Spent his first professional season with the DSL Rockies where he was the primary shortstop...had the second-most at-bats on the team...**PERSONAL:** Signed by Rockies scouts Rolando Fernandez, Jhonathan Leyba and Martin Cabrera.

Year	Team	AVG	G	AB	R	H	2B	3B	HR	RBI	SAC	SF	HBP	BB	IBB	SO	SB	CS	GIDP	OBP	SLG
2011	Rockies (DSL)	.231	63	238	28	55	16	2	1	28	4	1	5	16	0	41	7	2	7	.292	.328
<b>Minor League Totals</b>		<b>.231</b>	<b>63</b>	<b>238</b>	<b>28</b>	<b>55</b>	<b>16</b>	<b>2</b>	<b>1</b>	<b>28</b>	<b>4</b>	<b>1</b>	<b>5</b>	<b>16</b>	<b>0</b>	<b>41</b>	<b>7</b>	<b>2</b>	<b>7</b>	<b>.292</b>	<b>.328</b>

## De La Cruz, Robert

## Outfielder

HT: 6-0 WT: 170 B/T: R/R Hometown: Santo Domingo, DR  
 Born: October 10, 1989 in Santo Domingo, DR School: N/A

**Obtained:** Signed as a non-drafted free agent on September 13, 2006.  
**2011:** In his second season with Casper played primarily left field...also saw time in right field and as a designated hitter...**2010:** Spent his first season out of the DSL with Rookie Level Casper...was the fourth outfielder on the Ghosts as he split time between left field and right field...**2009:** Hit .190 in 44 games during his third season with the DSL Rockies...had

**DE LA CRUZ** *continued*

5 RBI in 116 at-bats...**2008:** Hit .291 as the DSL Rockies' primary left fielder...finished second on the club with 8 doubles...**2007:** Hit .227 (47-for-207) with 3 home runs and 22 RBI...**PERSONAL:** Signed by Rockies scouts Rolando Fernandez and Felix Feliz.

Year	Team	AVG	G	AB	R	H	2B	3B	HR	RBI	SAC	SF	HBP	BB	IBB	SO	SB	CS	GIDP	OBP	SLG
2007	Rockies (DSL)	.227	57	207	18	47	3	1	3	22	2	1	5	12	0	38	1	0	6	.284	.295
2008	Rockies (DSL)	.291	48	165	17	48	8	0	1	22	1	2	4	16	1	32	6	1	2	.364	.358
2009	Rockies (DSL)	.190	44	116	5	22	3	1	0	5	5	0	2	9	0	31	1	2	0	.260	.233
2010	Casper	.237	47	173	21	41	4	2	3	22	1	1	2	7	0	53	3	2	5	.273	.335
2011	Casper	.203	40	138	18	28	8	1	3	16	3	1	1	12	0	35	3	2	5	.270	.341
<b>Minor League Totals</b>		<b>.233</b>	<b>236</b>	<b>799</b>	<b>79</b>	<b>186</b>	<b>26</b>	<b>5</b>	<b>10</b>	<b>87</b>	<b>12</b>	<b>5</b>	<b>14</b>	<b>56</b>	<b>1</b>	<b>189</b>	<b>14</b>	<b>7</b>	<b>18</b>	<b>.293</b>	<b>.315</b>

**De Leon, Miguel**

**Infielder**

**HT:** 6-2      **WT:** 195      **B/T:** R/R      **Hometown:** Santo Domingo, DR  
**Born:** August 5, 1991 in Santo Domingo, DR      **School:** N/A

**Obtained:** Signed as a non-drafted free agent on May 6, 2008.  
**2011:** In his first season in the States with Rookie Level Casper played just 16 games hitting .317 between first base, third base and designated hitter...**2010:** Spent his third professional season with the DSL Rockies...set career highs in average, runs, hits and stolen bases...**2009:** Played primarily first base in his second professional season with the DSL Rockies...tied for the club lead with 3 home runs...also finished second on the club with 13 extra-base hits...**2008:** Spent his first professional season with the DSL Rockies and hit .223 (35-for-157) as the clubs primary third baseman...hit .276 (8-for-29) off lefties and .211 (27-for-128) off righties...**PERSONAL:** Signed by Rockies scouts Rolando Fernandez, Jhonathan Leyba and Martin Cabrera.

Year	Team	AVG	G	AB	R	H	2B	3B	HR	RBI	SAC	SF	HBP	BB	IBB	SO	SB	CS	GIDP	OBP	SLG
2008	Rockies (DSL)	.223	45	157	11	35	4	1	0	10	3	2	4	12	0	46	0	1	1	.291	.261
2009	Rockies (DSL)	.214	41	126	14	27	9	1	3	17	3	3	3	10	1	45	1	1	0	.282	.373
2010	Rockies (DSL)	.283	44	145	18	41	4	1	1	10	1	1	9	11	0	40	3	1	3	.367	.345
2011	Casper	.317	16	41	7	13	4	0	1	4	0	0	1	5	0	9	0	0	0	.404	.488
<b>Minor League Totals</b>		<b>.247</b>	<b>146</b>	<b>469</b>	<b>50</b>	<b>116</b>	<b>21</b>	<b>3</b>	<b>5</b>	<b>41</b>	<b>7</b>	<b>6</b>	<b>17</b>	<b>38</b>	<b>1</b>	<b>140</b>	<b>4</b>	<b>3</b>	<b>4</b>	<b>.323</b>	<b>.337</b>

**DeRatt, Alan**

**Right-Handed Pitcher**

**HT:** 6-5      **WT:** 225      **B/T:** R/R      **Hometown:** Cary, NC  
**Born:** November 6, 1985 in Cary, NC      **School:** University of North Carolina-Asheville

**Obtained:** Selected in the 17th round of the 2008 First-Year Player Draft.  
**2011:** Made three stops in a single season between Asheville, Modesto and Tulsa...saw most of his time in High-A Modesto where he made 26 appearances, 10 start for the Nuts and collected 92.1 innings...began the season with Modesto and would be transferred to Tulsa for two starts and Asheville for two starts before completing the season with Modesto...**2010:** Began his third professional season at Low-A Asheville where he made 19 appearances/2 starts and recorded a 2.28 ERA (43.1 ip, 11 er)...recorded his first professional save in a hitless, scoreless 1.0 inning 5/7...was named to the South Atlantic League All-Star team after going 2-1, 3.00 in 14 games/2 starts in the first half of the season...held opponents scoreless in all but five of his 19 appearances with Asheville...was promoted to High-A Modesto at the end of June...also made 19 appearances for Modesto, struckout 34 compared to walking just 12 in 28.1 innings...was used in the 5th through 9th innings...**2009:** Spent his entire second professional season with Low-A Asheville as one of the club's relievers before making 8 starts at the end of the season...went 1-2, 6.15 (45.1 ip, 31 er) in 28 relief appearances, compared to 1-2, 3.51 (33.1 ip, 13 er) in 8 starts...struck out over one batter per inning (34 so, 33.1 ip) as a starter...**2008:** Spent his first professional season with Rookie Level Casper...went 2-2, 3.94 (29.2 ip, 13 er) with 39 strikeouts in 15 games/one start for the Ghosts...did not allow a run in any of his final 5 appearances of the season (9.1 ip)...**PERSONAL:** Signed on June 10, 2008 by Rockies scout Jay Matthews.

Year	Team	W	L	ERA	G	GS	CG	SHO	GF	SV	IP	H	R	ER	HR	HB	BB	IBB	SO	WP	BK
2008	Casper	2	2	3.94	15	1	0	0	1	0	29.2	24	15	13	1	0	13	0	39	4	1
2009	Asheville	2	4	5.03	36	8	0	0	4	0	78.2	91	50	44	7	7	18	0	71	2	1
2010	Asheville	3	1	2.28	19	2	0	0	6	3	43.1	32	11	11	4	2	9	0	37	0	0
	Modesto	3	1	4.76	19	0	0	0	6	0	28.1	26	17	15	4	3	12	1	34	1	0
2011	Tulsa	0	1	5.40	3	2	0	0	1	0	8.1	11	5	5	0	0	2	0	3	1	0
	Asheville	0	2	6.30	2	2	0	0	0	0	10.0	12	7	7	0	2	3	0	6	1	0
	Modesto	6	5	4.87	26	10	0	0	1	0	92.1	107	59	50	7	9	26	0	69	5	1
<b>Minor League Totals</b>		<b>16</b>	<b>16</b>	<b>4.49</b>	<b>120</b>	<b>25</b>	<b>0</b>	<b>0</b>	<b>19</b>	<b>3</b>	<b>290.2</b>	<b>303</b>	<b>164</b>	<b>145</b>	<b>23</b>	<b>23</b>	<b>83</b>	<b>1</b>	<b>259</b>	<b>14</b>	<b>3</b>

**Dennis, Christopher**

**Right-Handed Pitcher**

**HT:** 6-0      **WT:** 180      **B/T:** R/R      **Hometown:** Bothell, WA  
**Born:** March 31, 1989 in Seattle, WA      **School:** University of Portland

**Obtained:** Selected in the 34th round of the 2011 First-Year Player Draft.  
**2011:** In his first season of professional ball made 19 appearances for Short Season Tri-City where he was used in multiple relief opportunities including having appearances in each of the fourth thru ninth innings...**PERSONAL:** Signed by Rockies scout Jesse Retzlaff.

Year	Team	W	L	ERA	G	GS	CG	SHO	GF	SV	IP	H	R	ER	HR	HB	BB	IBB	SO	WP	BK
2011	Tri-City	1	0	5.04	19	0	0	0	7	1	25.0	27	15	14	0	1	12	0	25	4	0
<b>Minor League Totals</b>		<b>1</b>	<b>0</b>	<b>5.04</b>	<b>19</b>	<b>0</b>	<b>0</b>	<b>0</b>	<b>7</b>	<b>1</b>	<b>25.0</b>	<b>27</b>	<b>15</b>	<b>14</b>	<b>0</b>	<b>1</b>	<b>12</b>	<b>0</b>	<b>25</b>	<b>4</b>	<b>0</b>

Farm System



# Dickerson, Corey

# Outfielder

HT: 6-1 WT: 205 B/T: L/R Hometown: Brookhaven, MS  
Born: May 22, 1989 in McComb, MS School: Meridian (MS) CC

**Obtained:** Selected in the eighth round of the 2010 First-Year Player Draft.  
**2011:** In his second professional season spent the entire year with Low-A Asheville as the every day left fielder...also saw time as the designated hitter and in right field...was named the South Atlantic League Player of the Week (7/4-10)...finished the season with the fourth-best slugging percentage in all of the Minor Leagues and tied for fourth in the Minors in home runs...was first in the SAL in home runs, slugging and HR/AB ratio (11.97), second in extra-base hits (64) and tied third in RBI...on 6/3 vs. August, he drove in 10 runs via three home runs in the Tourists' win, it was tied for the most RBI in a single game in the SAL history, a record that stood for 33 years...prior to the 6/3 game he had never homered more than once in a game and had never collected more than four RBI...**2010:** Spent his first professional season with Rookie Level Casper as an everyday left fielder...led the Ghosts in doubles, triples, home runs, RBI, slugging percentage and OPS...also finished second on Casper in average, games, at-bats, runs, hits, stolen bases and walks...was named to the Pioneer League All-Star Team...led the PL in RBI, extra-base hits (44), total bases (175) and intentional walks, was second in doubles, slugging and triples, third in home runs and hits and sixth in batting average...hit .364 (76-for-209) vs. righties and .299 (20-for-67) vs. lefties...his .348 average was the second-highest in the Rockies system...was rated as the 26th-best prospect in the Rockies system by *Baseball America*...**PERSONAL:** Signed by Rockies scout Damon Iannelli.

Year	Team	AVG	G	AB	R	H	2B	3B	HR	RBI	SAC	SF	HBP	BB	IBB	SO	SB	CS	GIDP	OBP	SLG
2010	Casper	.348	69	276	54	96	22	9	13	61	0	1	3	28	5	51	12	6	4	.412	.634
2011	Asheville	.282	106	383	78	108	27	5	32	87	0	5	8	39	0	99	9	6	5	.356	.629
<b>Minor League Totals</b>		<b>.310</b>	<b>175</b>	<b>659</b>	<b>132</b>	<b>204</b>	<b>49</b>	<b>14</b>	<b>45</b>	<b>148</b>	<b>0</b>	<b>6</b>	<b>11</b>	<b>67</b>	<b>5</b>	<b>150</b>	<b>21</b>	<b>12</b>	<b>9</b>	<b>.380</b>	<b>.631</b>

# Dilone, Miguel

# Infielder

HT: 6-2 WT: 175 B/T: L/R Hometown: Santiago, DR  
Born: July 8, 1993 in Santiago, DR School: N/A

**Obtained:** Signed as a non-drafted free agent on April 18, 2011.  
**2011:** Spent his first professional season with the DSL Rockies where he saw time at first base, second base and third base...**PERSONAL:** Signed by Rockies scouts Rolando Fernandez and Jhonathan Leyba.

Year	Team	AVG	G	AB	R	H	2B	3B	HR	RBI	SAC	SF	HBP	BB	IBB	SO	SB	CS	GIDP	OBP	SLG
2011	Rockies (DSL)	.268	64	183	25	49	7	1	0	25	2	4	1	46	0	34	13	15	2	.410	.317
<b>Minor League Totals</b>		<b>.268</b>	<b>64</b>	<b>183</b>	<b>25</b>	<b>49</b>	<b>7</b>	<b>1</b>	<b>0</b>	<b>25</b>	<b>2</b>	<b>4</b>	<b>1</b>	<b>46</b>	<b>0</b>	<b>34</b>	<b>13</b>	<b>15</b>	<b>2</b>	<b>.410</b>	<b>.317</b>

# Estevez, Carlos

# Right-Handed Pitcher

HT: 6-4 WT: 210 B/T: R/R Hometown: Santo Domingo, DR  
Born: December 28, 1992 in Santo Domingo, DR School: N/A

**Obtained:** Signed as a non-drafted free agent on May 31, 2011.  
**2011:** Played for the DSL Rockies in his first professional season where he made six starts and two relief appearances.

Year	Team	W	L	ERA	G	GS	CG	SHO	GF	SV	IP	H	R	ER	HR	HB	BB	IBB	SO	WP	BK
2011	Rockies (DSL)	3	2	3.44	8	6	1	0	1	0	34.0	33	14	13	2	0	14	0	27	6	1
<b>Minor League Totals</b>		<b>3</b>	<b>2</b>	<b>3.44</b>	<b>8</b>	<b>6</b>	<b>1</b>	<b>0</b>	<b>1</b>	<b>0</b>	<b>34.0</b>	<b>33</b>	<b>14</b>	<b>13</b>	<b>2</b>	<b>0</b>	<b>14</b>	<b>0</b>	<b>27</b>	<b>6</b>	<b>1</b>

# Featherston, Taylor

# Infielder

HT: 6-1 WT: 185 B/T: R/R Hometown: Houston, TX  
Born: October 8, 1989 in Houston, TX School: Texas Christian University

**Obtained:** Selected in the fifth round of the 2011 First-Year Player Draft.  
**2011:** Spent his first professional season with Short Season Tri-City where he played shortstop in all 49 games...**PERSONAL:** Signed by Rockies scout Dar Cox...collected a .331 (234-for-706) average with 32 doubles, 13 triples, 16 home runs and 122 RBI in three seasons at TCU...was named to the 2010 College World Series All-Tournament Team, the MVP of the 2010 NCAA Fort Worth Regional, the 2010 MWC Postseason All-Tournament Team and 2010 First Team All-MWC as shortstop...started all of TCU's 62 games in 2011...*Baseball America* ranked him the 15th-best shortstop in the 2011 Draft and was ranked the 15th-best prospect available in the Draft.

Year	Team	AVG	G	AB	R	H	2B	3B	HR	RBI	SAC	SF	HBP	BB	IBB	SO	SB	CS	GIDP	OBP	SLG
2011	Tri-City	.231	49	169	19	39	8	3	2	20	3	0	3	17	1	38	3	1	4	.312	.349
<b>Minor League Totals</b>		<b>.231</b>	<b>49</b>	<b>169</b>	<b>19</b>	<b>39</b>	<b>8</b>	<b>3</b>	<b>2</b>	<b>20</b>	<b>3</b>	<b>0</b>	<b>3</b>	<b>17</b>	<b>1</b>	<b>38</b>	<b>3</b>	<b>1</b>	<b>4</b>	<b>.312</b>	<b>.349</b>

# Federico, Eric

# Right-Handed Pitcher

HT: 5-11 WT: 175 B/T: R/R Hometown: Stockton, CA  
Born: September 4, 1987 in Bakersfield, CA School: Cal. St. Stanislaus

**Obtained:** Selected in the 39th round of the 2009 First-Year Player Draft.  
**2011:** Did not play due to injury...**2010:** Spent his second professional season at Short Season Tri-City working out of the bullpen...**2009:** Pitched his first professional season for Tri-City, making 25 relief appearances...left-handers hit .227 (15-for-66) against him, while right-handers hit .286 (32-for-112)...**PERSONAL:** Son of Ernie Federico and Deanna Lambka...attended Missouri Baptist for one season before transferring to Cal State-Stanislaus in 2006...signed on June 13, 2009 by Rockies scout Gary Wilson.

Year	Team	W	L	ERA	G	GS	CG	SHO	GF	SV	IP	H	R	ER	HR	HB	BB	IBB	SO	WP	BK
2009	Tri-City	4	3	4.30	25	0	0	0	5	0	46.0	47	25	22	4	3	12	1	35	2	0
2010	Tri-City	2	2	4.30	18	0	0	0	7	0	23.0	23	13	11	2	0	3	0	20	0	0
2011		- DID NOT PLAY - INJURED																			
<b>Minor League Totals</b>		<b>6</b>	<b>5</b>	<b>4.30</b>	<b>43</b>	<b>0</b>	<b>0</b>	<b>0</b>	<b>12</b>	<b>0</b>	<b>69.0</b>	<b>70</b>	<b>38</b>	<b>33</b>	<b>6</b>	<b>3</b>	<b>15</b>	<b>1</b>	<b>55</b>	<b>2</b>	<b>0</b>

# Fernandez, Raul

# Right-Handed Pitcher

HT: 6-2 WT: 180 B/T: R/R Hometown: Boca Chica, DR  
 Born: June 22, 1990 in Boca Chica, DR School: N/A

**Obtained:** Signed as a non-drafted free agent on November 13, 2007.

**2011:** Spent his first season in the States with Rookie Level Casper...led the Ghosts in starts and innings pitched...was named the Pioneer League Pitcher of the Week 8/1-7...**2010:** In his second season as a pitcher made 11 starts for the Rockies DSL club...had five outings where he did not allow an earned run and did not allow a home run all season...**2009:** Converted catcher spent his first season as a pitcher with the DSL Rockies as one of the club's primary relievers...finished tied for third on the club with 25 appearances and added 2 saves...owned a 3.29 ERA (41.0 ip, 15 er) in his first professional season as a pitcher...**2008:** Spent his first professional season with the DSL Rockies as one of 3 regular catchers...hit .067 (1-for-15) vs. lefties and .264 (14-for-53) against righties...**PERSONAL:** Signed on November 13, 2007 by Rockies scouts Rolando Fernandez and Jhonathan Leyba.

Year	Team	W	L	ERA	G	GS	CG	SHO	GF	SV	IP	H	R	ER	HR	HB	BB	IBB	SO	WP	BK
2009	Rockies (DSL)	2	1	3.29	25	0	0	0	6	2	41.0	39	17	15	0	3	10	4	27	4	0
2010	Rockies (DSL)	4	3	1.52	12	11	0	0	0	0	65.0	55	15	11	0	4	21	0	46	6	0
2011	Casper	4	7	8.20	14	14	0	0	0	0	63.2	91	64	58	11	9	18	0	50	14	2
<b>Minor League Totals</b>		<b>10</b>	<b>11</b>	<b>4.46</b>	<b>51</b>	<b>25</b>	<b>0</b>	<b>0</b>	<b>6</b>	<b>2</b>	<b>169.2</b>	<b>185</b>	<b>96</b>	<b>84</b>	<b>11</b>	<b>16</b>	<b>49</b>	<b>4</b>	<b>123</b>	<b>24</b>	<b>2</b>

Year	Club	AVG	G	AB	R	H	2B	3B	HR	RBI	SH	SF	HP	BB	IBB	SO	SB	CS	GIDP	SLG	OBP
2008	DSL Rockies	.221	21	68	5	15	3	0	0	6	1	0	0	4	0	12	2	0	0	.265	.264
<b>Minor League Totals</b>		<b>.221</b>	<b>21</b>	<b>68</b>	<b>5</b>	<b>15</b>	<b>3</b>	<b>0</b>	<b>0</b>	<b>6</b>	<b>1</b>	<b>0</b>	<b>0</b>	<b>4</b>	<b>0</b>	<b>12</b>	<b>2</b>	<b>0</b>	<b>0</b>	<b>.265</b>	<b>.264</b>

# Ferrer, Ricardo

# Right-Handed Pitcher

HT: 6-2 WT: 175 B/T: R/R Hometown: Maracaibo, VZ  
 Born: October 11, 1989 in Maracaibo, VZ School: N/A

**Obtained:** Signed as a non-drafted free agent on July 2, 2006.

**2011:** Began the season with Low-A Asheville where he made six starts going 0-3...transferred to Short Season tri-City where he finished the season making 14 starts and striking out 46 and walking just 21...**2010:** Spent his second full season at Rookie Level Casper...was mainly used out of the bullpen but also made four starts...went 1-1, 4.08 (17.2 ip, 8 er) as a reliever and 0-2, 9.00 (14.0 ip, 14 er) as a starter...**2009:** Spent his third professional season with Casper in the club's starting rotation...went 2-8, 6.95 (66.0 ip, 51 er)...**2008:** Missed the entire season due to injury...**2007:** Allowed runs in 2 of 4 relief appearances and recorded 10 strikeouts in just 16.0 innings pitched...**PERSONAL:** Signed on July 2, 2006 by Rockies scouts Rolando Fernandez, Francisco Cartaya and Orlando Medina.

Year	Team	W	L	ERA	G	GS	CG	SHO	GF	SV	IP	H	R	ER	HR	HB	BB	IBB	SO	WP	BK
2007	Rockies (DSL)	2	1	1.13	4	4	0	0	0	0	16.0	11	3	2	0	0	6	0	10	0	0
2008	- DID NOT PLAY - INJURED																				
2009	Casper	2	8	6.95	14	13	0	0	0	0	66.0	94	57	51	8	4	27	1	43	7	3
2010	Casper	1	3	6.25	11	4	0	0	3	2	31.2	38	27	22	5	3	21	0	16	2	0
2011	Asheville	0	3	9.00	6	6	0	0	0	0	26.0	41	26	26	5	4	16	0	12	6	0
	Tri-City	2	6	4.39	14	14	0	0	0	0	69.2	82	52	34	9	7	21	0	46	8	0
<b>Minor League Totals</b>		<b>7</b>	<b>21</b>	<b>5.80</b>	<b>49</b>	<b>41</b>	<b>0</b>	<b>0</b>	<b>3</b>	<b>2</b>	<b>209.1</b>	<b>266</b>	<b>165</b>	<b>135</b>	<b>27</b>	<b>18</b>	<b>91</b>	<b>1</b>	<b>127</b>	<b>23</b>	<b>3</b>

# Ford, Josh

# Catcher

HT: 6-1 WT: 225 B/T: R/R Hometown: Baytown, TX  
 Born: January 17, 1983 in Baytown, TX School: Baylor University

**Obtained:** Signed as a Minor League free agent on January 19, 2012.

**2011:** Spent the entire season with Double-A Mobile in the Arizona system...played 63 games behind the plate and 18 as DH...the 63 games behind the plate were the most since 2007 when he appeared in 73...**2010:** Finished third on the team with 19 homers and 77 RBI...collected a season-high 4 hits on two occasions: 5/9 at Modesto and 8/26 at San Jose...connected for 2 grand slams...hit .350 (36-for-103) with 18 runs scored, 9 doubles, 5 home runs and 19 RBI over 28 games in August...hit safely in a season-high 15 straight games from 8/4-20 at a .421 clip (24-for-57) with 6 doubles, 3 homers and 13 RBI...named the organization's Player of the Month for August after batting .350 (36-for-103) with 18 runs scored, 9 doubles, 5 home runs and 19 RBI...**2009:** Did not play after undergoing Tommy John surgery...**2008:** Missed the entire season after being placed on the disabled list following right Ulnar Collateral Ligament reconstruction surgery...**2007:** Reached base safely in 11 of his first 12 games from 4/6-5/3, including 5 consecutive multi-hit games, one of which being a season-high 4-hit performance, collecting 3 doubles and an RBI...connected for 2 home runs on 8/29 against Jacksonville...**2006:** Put together a solid season behind the plate, throwing out 41% of basestealers (46-of-112), ranking second among all California League catchers...his .987 fielding percentage (8 errors, 609 total chances) ranked sixth in the league...hit .309 (93-for-301) with 16 doubles, 6 home runs and 43 RBI against right-handed pitchers...**2005:** Named to the Northwest League Postseason All-Star team...threw out 41% of base stealers (24-of-59) ranking sixth in the league...granted a leave on 8/20 to return to Baylor to complete his undergraduate work...**PERSONAL:** Joshua Michael Ford...attended Robert E. Lee High School in Baytown, Texas...played collegiately at Baylor...was originally selected by Arizona in the ninth round of the 2005 First-Year Player Draft.

Year	Team	AVG	G	AB	R	H	2B	3B	HR	RBI	SAC	SF	HBP	BB	IBB	SO	SB	CS	GIDP	OBP	SLG
2005	Yakima	.282	43	163	12	46	7	0	0	25	0	4	3	15	1	30	0	1	2	.346	.325
2006	Lancaster	.293	107	393	57	115	17	0	7	52	0	2	6	35	0	69	0	3	14	.358	.389
2007	Mobile	.265	76	257	30	68	13	0	3	29	0	1	3	31	4	58	0	1	6	.349	.350
2008	- DID NOT PLAY - INJURED																				
2009	- DID NOT PLAY - INJURED																				
2010	Visalia	.273	123	436	72	119	29	0	19	77	0	5	12	36	1	106	2	0	14	.342	.470
2011	Mobile	.265	85	306	38	81	18	1	8	36	0	1	1	29	2	95	0	1	6	.329	.408
<b>Minor League Totals</b>		<b>.276</b>	<b>434</b>	<b>1555</b>	<b>209</b>	<b>429</b>	<b>84</b>	<b>1</b>	<b>37</b>	<b>219</b>	<b>0</b>	<b>13</b>	<b>25</b>	<b>146</b>	<b>8</b>	<b>358</b>	<b>2</b>	<b>6</b>	<b>42</b>	<b>.345</b>	<b>.403</b>

Farm System



# Frazier, Parker

# Right-Handed Pitcher

HT: 6-5 WT: 175 B/T: R/R Hometown: Tulsa, OK  
 Born: November 11, 1988 in Tulsa, OK School: Bishop Kelley HS

**Obtained:** Selected in the eighth round of the 2007 First-Year Player Draft.  
**2011:** Spent the entire season with High-A Modesto where he made 27 starts for the Nuts, which were tied for the team-high...his 11 wins and 154.0 innings were second-most on the team while he had the third-most strikeouts among all Nuts...pitched in the Arizona Fall League for Salt River where he went 1-1 with a 6.10 ERA (20.2 ip, 14 er) in 12 relief appearances and one start...**2010:** Began his season on a rehab assignment to Short Season Tri-City where he went 1-3, 7.52 (20.1 ip, 17 er) in 5 starts before returning to Modesto in early July where he spent the remainder of the season...made 9 starts to finish the year with Modesto in the rotation...allowed a run in each of his starts for Modesto but also lasted at least 5.0 innings in all but three starts...rated as the 24th-best prospect in the Rockies system by *Baseball America*...**2009:** In his third professional season he pitched as a member of the Low-A Asheville rotation before being sidelined for the remainder of the season in late August...still went 10-7, 4.48 (130.2 ip, 65 er) in 23 starts...went 7-2, 3.34 (62.0 ip, 23 er) in 10 starts after the All-Star break...**2008:** In his second professional season he spent the entire season with Tri-City, where he led the Northwest League in innings pitched with 87.0...his 5 wins were the most on the club...allowed no earned runs in 4 of his first 7 starts and combined to go 3-2, 3.38 (48.0 ip, 18 er) in June and July...tabbed by *Baseball America* as having the best slider and the best control in the Rockies system...also named the 15th-best prospect in the Colorado system by the same publication...**2007:** Spent his first professional season with Rookie Level Casper...went 3-5, 10.07 (44.2 ip, 50 er) in 16 games/10 starts for the Ghosts...**PERSONAL:** Signed on June 13, 2007 by Rockies scout Dar Cox.

Year	Team	W	L	ERA	G	GS	CG	SHO	GF	SV	IP	H	R	ER	HR	HB	BB	IBB	SO	WP	BK
2007	Casper	3	5	10.07	16	10	0	0	1	0	44.2	78	54	50	8	4	18	0	22	1	2
2008	Tri-City	5	5	3.83	15	15	0	0	0	0	87.0	94	41	37	3	8	20	0	47	6	0
2009	Asheville	10	7	4.48	23	23	1	0	0	0	130.2	158	70	65	7	12	33	0	98	8	3
2010	Tri-City	1	3	7.52	5	5	0	0	0	0	20.1	28	21	17	1	1	8	0	15	0	0
	Modesto	2	2	4.70	9	9	0	0	0	0	46.0	49	27	24	1	6	11	0	38	4	0
2011	Modesto	11	11	4.50	27	27	0	0	0	0	154.0	171	95	77	15	12	46	0	105	5	1
<b>Minor League Totals</b>		<b>32</b>	<b>33</b>	<b>5.03</b>	<b>95</b>	<b>89</b>	<b>1</b>	<b>0</b>	<b>1</b>	<b>0</b>	<b>482.2</b>	<b>578</b>	<b>308</b>	<b>270</b>	<b>35</b>	<b>43</b>	<b>136</b>	<b>0</b>	<b>325</b>	<b>24</b>	<b>6</b>

# Froneberger, Isaiah

# Left-Handed Pitcher

HT: 5-10 WT: 200 B/T: L/L Hometown: Rex, GA  
 Born: June 23, 1989 in Forest Park, GA School: Forest Park HS

**Obtained:** Selected in the fourth round of the 2007 First-Year Player Draft.  
**2011:** Made three stops in his fifth professional season...began the season at Double-A Tulsa where he made two appearances before being placed on the disabled list in early July...after five rehab outings in Tri-City was transferred to Low-A Asheville where he would finish the season allowing runs in just three of his final 15 outings...**2010:** Spent his fourth professional season with High-A Modesto as a late-inning reliever...set a career-high with 18 games finished, 45 appearances, 69.2 innings and opponent average (.242)...began the season with six scoreless outings, allowing just five hits in 7.1 innings over that period...allowed one-run or less in 36 of his 45 appearances...**2009:** Spent the season with Low-A Asheville as one of the club's regular relievers...owned a 10.8 strikeout per 9.0 innings pitched ratio (59.0 ip, 71 so)...owned a 6.07 ERA (29.2 ip, 20 er) in 21 games prior to the All-Star break and a 3.07 ERA (29.1 ip, 10 er) in 22 games after the break...**2008:** Pitched his second consecutive season for Rookie Level Casper and led the club in appearances with 25...posted a 12.9 so/9.0 ip ratio (28.2 ip, 41 so)...allowed runs in just 7 of 25 appearances...allowed 5 runs in 0.1 inning 8/13 at Billings, in all other games combined his season ERA was 2.54 (28.1 ip, 8 er)...**2007:** Spent his first professional season with Casper...appeared in just 9 games and allowed 8 earned runs in just 9.0 innings pitched...did register 13 strikeouts against just 2 walks...**PERSONAL:** Signed on June 11, 2007 by Rockies scout Clarence Johns.

Year	Team	W	L	ERA	G	GS	CG	SHO	GF	SV	IP	H	R	ER	HR	HB	BB	IBB	SO	WP	BK
2007	Casper	0	0	8.00	9	0	0	0	1	1	9.0	13	8	8	2	1	2	0	13	0	0
2008	Casper	0	0	4.08	25	0	0	0	7	2	28.2	28	13	13	1	0	17	2	41	5	0
2009	Asheville	3	3	4.58	43	1	0	0	7	0	59.0	61	32	30	7	3	29	0	71	3	0
2010	Modesto	2	3	4.52	45	0	0	0	18	1	69.2	63	36	35	8	3	43	2	70	5	2
2011	Tulsa	0	0	16.87	2	0	0	0	0	0	2.2	5	5	5	1	1	0	0	3	0	0
	Tri-City	0	1	7.71	5	0	0	0	5	3	4.2	10	4	4	0	0	2	1	5	1	0
	Asheville	2	1	4.56	22	0	0	0	7	0	25.2	30	13	13	4	2	15	1	31	1	1
<b>Minor League Totals</b>		<b>7</b>	<b>8</b>	<b>4.88</b>	<b>151</b>	<b>1</b>	<b>0</b>	<b>0</b>	<b>45</b>	<b>7</b>	<b>199.1</b>	<b>210</b>	<b>111</b>	<b>108</b>	<b>23</b>	<b>10</b>	<b>108</b>	<b>6</b>	<b>234</b>	<b>15</b>	<b>3</b>

# Gagnon, Tyler

# Right-Handed Pitcher

HT: 6-2 WT: 175 B/T: R/R Hometown: Abilene, TX  
 Born: March 22, 1989 in Livermore, CA School: Diablo Valley College (CA)

**Obtained:** Selected by Colorado in the 15th round of the 2009 First-Year Player Draft.  
**2011:** Spent the entire season with Short Season Tri-City where he recorded the second-lowest ERA in the Northwest League, the lowest opponent average (.205) and the third-lowest WHIP (1.10)...was named the NWL Pitcher of the Week on two occasions (7/25-31, 8/1-7)...led Dust Devil starters in ERA and was second in strikeouts...**2010:** Spent his second full season at Rookie Level Casper as a regular starting pitcher after spending 2009 as a reliever...his 15 starts led all Ghosts and his 5 wins were second-most...also had the second-lowest ERA among Casper starters and the second-most strikeouts...was named as Honorable Mention to the Pioneer League All-Star team...his 3.89 ERA was the fifth-lowest in the Pioneer League and fifth-lowest in the Rockies system...**2009:** Pitched his first professional season with Casper as one of the club's relievers...owned a 6.19 ERA (16.0 ip, 11 er) on the season...allowed 5 runs in his first 3.0 innings, then allowed just 6 runs over his final 13.0 innings...**PERSONAL:** Son of Paul Gagnon and Stacey and Greg Saler...has four siblings: Drew, Gracia, Lauren and Kaelyn...signed on June 22, 2009 by Rockies scout Gary Wilson.

Year	Team	W	L	ERA	G	GS	CG	SHO	GF	SV	IP	H	R	ER	HR	HB	BB	IBB	SO	WP	BK
2009	Casper	0	1	6.19	13	0	0	0	4	0	16.0	18	11	11	2	0	5	0	20	1	0
2010	Casper	5	3	3.89	15	15	0	0	0	0	76.1	94	41	33	6	3	17	0	63	5	0

**GAGNON** *continued*

2011	Tri-City	4	3	2.57	14	14	0	0	0	0	0	73.2	55	23	21	2	6	26	0	64	5	1
<b>Minor League Totals</b>		<b>9</b>	<b>7</b>	<b>3.52</b>	<b>42</b>	<b>29</b>	<b>0</b>	<b>0</b>	<b>4</b>	<b>0</b>	<b>0</b>	<b>166.0</b>	<b>167</b>	<b>75</b>	<b>65</b>	<b>10</b>	<b>9</b>	<b>48</b>	<b>0</b>	<b>147</b>	<b>11</b>	<b>1</b>

**Galvez, Cesar**

**Infielder**

**HT:** 5-10      **WT:** 150      **B/T:** S/R      **Hometown:** San Pedro de Macoris, DR  
**Born:** July 24, 1991 in San Pedro de Macoris, DR      **School:** N/A  
**Obtained:** Signed as a non-drafted free agent on February 23, 2010.  
**2011:** Played all four infield positions in his second professional season with the DSL Rockies...led the Rockies in games played and was third on the team in on-base percentage and batting average...his 47 stolen bases led the Rockies organization...**2010:** Spent his first professional season with the Rockies DSL club...played second base, shortstop and third base, splitting time between them all...had his most success hitting in the second slot of the batting order where he hit .228 (13-for-57)...**PERSONAL:** Signed by Rockies scouts Rolando Fernandez and Jhonathan Leyba.

Year	Team	AVG	G	AB	R	H	2B	3B	HR	RBI	SAC	SF	HBP	BB	IBB	SO	SB	CS	GIDP	OBP	SLG
2010	Rockies (DSL)	.199	55	166	17	33	5	1	0	12	9	1	2	16	0	21	13	5	2	.276	.241
2011	Rockies (DSL)	.269	68	234	44	63	7	2	0	26	8	1	2	44	0	30	47	11	4	.388	.316
<b>Minor League Totals</b>		<b>.240</b>	<b>123</b>	<b>400</b>	<b>61</b>	<b>96</b>	<b>12</b>	<b>3</b>	<b>0</b>	<b>38</b>	<b>17</b>	<b>2</b>	<b>4</b>	<b>60</b>	<b>0</b>	<b>51</b>	<b>60</b>	<b>16</b>	<b>6</b>	<b>.343</b>	<b>.285</b>

**Garcia, Dawin**

**Infielder**

**HT:** 6-1      **WT:** 170      **B/T:** S/R      **Hometown:** Santo Domingo, DR  
**Born:** August 28, 1993 in Santo Domingo, DR      **School:** N/A  
**Obtained:** Signed as a non-drafted free agent on January 5, 2011.  
**2011:** Spent his first professional season with the Rockies Dominican Summer League club...**PERSONAL:** Signed by Rockies scouts Rolando Fernandez, Jhonathan Leyba and Martin Cabrera.

Year	Team	AVG	G	AB	R	H	2B	3B	HR	RBI	SAC	SF	HBP	BB	IBB	SO	SB	CS	GIDP	OBP	SLG
2011	Rockies (DSL)	.126	30	87	7	11	1	0	1	3	0	0	0	6	0	35	0	0	2	.183	.172
<b>Minor League Totals</b>		<b>.126</b>	<b>30</b>	<b>87</b>	<b>7</b>	<b>11</b>	<b>1</b>	<b>0</b>	<b>1</b>	<b>3</b>	<b>0</b>	<b>0</b>	<b>0</b>	<b>6</b>	<b>0</b>	<b>35</b>	<b>0</b>	<b>0</b>	<b>2</b>	<b>.183</b>	<b>.172</b>

**Garcia, Henry**

**Infielder**

**HT:** 6-2      **WT:** 195      **B/T:** R/R      **Hometown:** San Pedro de Macoris, DR  
**Born:** September 21, 1993 in San Pedro de Macoris, DR      **School:** N/A  
**Obtained:** Signed as a non-drafted free agent on January 2, 2012.  
**2011:** Signed for 2012...**PERSONAL:** Signed by Rockies scout Rolando Fernandez.

**Garneau, Dustin**

**Catcher**

**HT:** 6-1      **WT:** 200      **B/T:** R/R      **Hometown:** San Pedro, CA  
**Born:** August 13, 1987 in Torrance, CA      **School:** Cal State Fullerton

**Obtained:** Selected in the 19th round of the 2009 First-Year Player Draft.  
**2011:** Made his fourth stop in his three professional seasons, spending the entire season with Low-A Asheville as the primary catcher...finished fourth in the South Atlantic League in slugging and in HR/AB (20.06)...had the second-most doubles and third-most home runs among all Tourists...**2010:** Began the season with Short Season Tri-City where he hit .224 in 42 games for the Dust Devils and started in 41 of those 42...was promoted to High-A Modesto for the remainder of the season where he made 11 starts for the Nuts and hit a career-high for one stop, hitting .310...had five multi-hit games in those 11 starts...**2009:** Played 23 games for Rookie Level Casper in his first professional season, splitting time at catcher...hit .250 (18-for-72) with nearly as many walks (13) as strikeouts (14)...**PERSONAL:** Has two brothers: Jason and Dylan...signed on June 18, 2009 by Rockies scout Jon Lukens.

Year	Team	AVG	G	AB	R	H	2B	3B	HR	RBI	SAC	SF	HBP	BB	IBB	SO	SB	CS	GIDP	OBP	SLG
2009	Casper	.250	23	72	11	18	4	1	1	13	0	0	4	13	0	14	1	0	1	.393	.375
2010	Tri-City	.224	42	143	20	32	11	2	2	21	1	2	7	21	1	30	3	2	2	.347	.371
	Modesto	.310	12	42	5	13	2	2	1	13	0	0	0	2	0	9	0	1	0	.341	.524
2011	Asheville	.255	100	341	71	87	29	4	17	67	1	5	7	58	0	70	7	7	3	.370	.513
<b>Minor League Totals</b>		<b>.251</b>	<b>177</b>	<b>598</b>	<b>107</b>	<b>150</b>	<b>46</b>	<b>9</b>	<b>21</b>	<b>114</b>	<b>2</b>	<b>7</b>	<b>18</b>	<b>94</b>	<b>1</b>	<b>123</b>	<b>11</b>	<b>10</b>	<b>6</b>	<b>.365</b>	<b>.463</b>

**Gillingham, Alex**

**Right-Handed Pitcher**

**HT:** 6-3      **WT:** 200      **B/T:** R/R      **Hometown:** Camarillo, CA  
**Born:** October 17, 1989 in Westlake Village, CA      **School:** Loyola Marymount (CA) University

**Obtained:** Selected in the 11th round of the 2011 First-Year Player Draft.  
**2011:** In his first professional season was used as one of the regular starters for Rookie Level Casper...was the only pitcher in the Pioneer League to toss a perfect game...**PERSONAL:** Signed by Rockies scout Matt Hattabaugh.

Year	Team	W	L	ERA	G	GS	CG	SHO	GF	SV	IP	H	R	ER	HR	HB	BB	IBB	SO	WP	BK
2011	Casper	3	5	5.55	13	12	1	0	0	0	61.2	78	46	38	6	2	16	0	50	3	0
<b>Minor League Totals</b>		<b>3</b>	<b>5</b>	<b>5.55</b>	<b>13</b>	<b>12</b>	<b>1</b>	<b>0</b>	<b>0</b>	<b>0</b>	<b>61.2</b>	<b>78</b>	<b>46</b>	<b>38</b>	<b>6</b>	<b>2</b>	<b>16</b>	<b>0</b>	<b>50</b>	<b>3</b>	<b>0</b>

**Gomez, Leuris**

**Right-Handed Pitcher**

**HT:** 6-0      **WT:** 170      **B/T:** R/R      **Hometown:** Moca, DR  
**Born:** October 20, 1986 in Moca, DR      **School:** N/A

**Obtained:** Signed as a non-drafted free agent on August 25, 2005.  
**2011:** Was used primarily in the bullpen in his third professional season where he spent the entire year at High-A Modesto...made five four starts in the middle of the season and one towards the end of the year...had the highest strikeouts per 9.0 innings among all pitchers in the California League...his 85.1 innings pitched and 99 strikeouts were the most among Nuts relievers while his 35 walks were the fewest in the same category...**2010:** Spent his first season at Low-A

Farm System





**GOMEZ** *continued*

Asheville where he spent his second season as a pitcher used in middle relief...had a career-high 11 games finished, 78.0 innings, 48 appearances, 75 strikeouts and 6 wins...his 48 games played were tied for third-most on Asheville...26 of his 48 appearances were longer than 1.0 inning...**2009:** The converted infielder spent his first professional season as a pitcher with Rookie Level Casper...also made one appearance for Triple-A Colorado Springs in early May...went 0-1, 4.68 (25.0 ip, 13 er) in 19 games for the Ghosts...allowed just one earned run in his first five appearances...**2008:** Hit .237 (9-for-38) in 14 games before being injured and missing the rest of the season...**2007:** Hit .303 in his second season with the Rockies DSL team as the club's everyday third baseman...finished second on the team with a .303 batting average, .380 on-base percentage and 14 doubles...led team in games played with 69...hit .383 (41-for-107) in July, and a combined .247 (38-for-154) in June and August...**2006:** Spent first professional season in Colorado's DSL...ranked first on club in runs (39) and hits (65)...**PERSONAL:** Signed on August 25, 2005 by Rockies scouts Rolando Fernandez and Felix Feliz.

Year	Team	W	L	ERA	G	GS	CG	SHO	GF	SV	IP	H	R	ER	HR	HB	BB	IBB	SO	WP	BK
2009	Colo. Springs	0	0	13.50	1	0	0	0	0	0	2.2	6	4	4	1	1	1	0	1	0	0
	Casper	0	1	4.68	19	0	0	0	7	0	25.0	31	21	13	2	2	13	1	23	5	0
2010	Asheville	6	5	4.62	48	0	0	0	11	1	78.0	91	45	40	3	2	20	0	75	8	0
2011	Modesto	5	3	4.75	38	5	0	0	4	0	85.1	88	52	45	7	3	35	1	99	8	2
<b>Minor League Totals</b>		<b>11</b>	<b>9</b>	<b>4.81</b>	<b>106</b>	<b>5</b>	<b>0</b>	<b>0</b>	<b>22</b>	<b>1</b>	<b>191.0</b>	<b>216</b>	<b>122</b>	<b>102</b>	<b>13</b>	<b>8</b>	<b>69</b>	<b>2</b>	<b>198</b>	<b>21</b>	<b>2</b>

Year	Team	AVG	G	AB	R	H	2B	3B	HR	RBI	SAC	SF	HBP	BB	IBB	SO	SB	CS	GIDP	OBP	SLG
2006	Rockies (DSL)	.290	66	224	39	65	7	3	0	13	8	0	5	27	0	38	17	8	7	.379	.348
2007	Rockies (DSL)	.303	69	261	34	79	14	1	1	28	12	1	6	27	2	38	23	16	2	.380	.375
2008	Casper	.237	14	38	3	9	2	0	0	3	4	0	0	2	0	15	2	1	1	.275	.289
2009	Colo. Springs	.000	1	1	0	0	0	0	0	0	0	0	0	0	0	0	0	0	0	.000	.000
<b>Minor League Totals</b>		<b>.292</b>	<b>150</b>	<b>524</b>	<b>76</b>	<b>153</b>	<b>23</b>	<b>4</b>	<b>1</b>	<b>44</b>	<b>24</b>	<b>1</b>	<b>11</b>	<b>56</b>	<b>2</b>	<b>91</b>	<b>42</b>	<b>25</b>	<b>10</b>	<b>.372</b>	<b>.357</b>

**Gonzalez, Jose**

**Catcher**

**HT:** 6-1      **WT:** 165      **B/T:** R/R      **Hometown:** Guarenas, Miranda, VZ  
**Born:** June 23, 1987 in Caracas, VZ      **School:** U.E Alonso Andrea de Ledezma

**Obtained:** Signed as a non-drafted free agent on July 16, 2004.  
**2011:** Played in 69 games for High-A Modesto, all coming behind the plate for the Nuts...the 69 games played were the most for Gonzalez in any season of his seven-year professional career...**2010:** Spent the entire season with Low-A Asheville as one of the primary catchers...started 51 games behind the plate...finished the season recording hits in 12 of the final 13 games, including multiple hits in five of those 13...played for La Guaira in the Venezuela Winter League...**2009:** Spent the majority of his season with Tri-City as one of the club's catchers...also spent some time with Double-A Tulsa as a back-up catcher...**2008:** Played the entire season for Rookie Level Casper where he received starts at catcher and first base...hit .077 (2-for-26) vs. lefties and .405 (17-for-42) vs. righties...hit .438 (7-for-16) with RISP...**2007:** Caught the majority of the games for the Rockies DSL team...led the club with 34 walks...his 24 RBI were the fourth-highest total on the club...**2006:** After hitting .122 (5-for-41) in June, batted .360 (9-for-25) in July and .313 (20-for-64) in August...had season-high 3 hits twice: 7/4 and 7/20...**2005:** Spent first professional season with DSL Rockies...**PERSONAL:** Signed on July 16, 2004 by Rockies scouts Rolando Fernandez and Francisco Cartaya.

Year	Team	AVG	G	AB	R	H	2B	3B	HR	RBI	SAC	SF	HBP	BB	IBB	SO	SB	CS	GIDP	OBP	SLG
2005	DSL Rockies	.184	43	147	16	27	4	2	1	16	0	2	11	10	0	37	4	2	2	.282	.259
2006	DSL Rockies	.262	48	130	18	34	3	1	1	9	8	0	6	16	0	21	2	2	2	.368	.323
2007	DSL Rockies	.202	61	208	26	42	8	2	2	24	6	1	9	34	2	62	3	1	3	.337	.288
2008	Casper	.279	26	68	12	19	7	0	2	14	0	0	3	12	0	18	1	3	3	.410	.471
2009	Tulsa	.211	12	38	6	8	2	1	1	4	0	1	0	3	0	8	1	0	1	.262	.395
	Tri-City	.178	35	118	10	21	3	0	0	14	8	1	0	13	0	29	2	0	2	.258	.203
2010	Asheville	.228	53	193	22	44	11	0	1	15	2	2	2	11	0	49	3	3	4	.274	.301
2011	Modesto	.210	69	214	27	45	3	0	1	15	8	2	5	24	1	47	2	2	4	.302	.238
<b>Minor League Totals</b>		<b>.215</b>	<b>347</b>	<b>1116</b>	<b>137</b>	<b>240</b>	<b>41</b>	<b>6</b>	<b>9</b>	<b>111</b>	<b>32</b>	<b>9</b>	<b>36</b>	<b>123</b>	<b>3</b>	<b>271</b>	<b>18</b>	<b>13</b>	<b>21</b>	<b>.311</b>	<b>.287</b>

**Gonzalez, Juan**

**Right-Handed Pitcher**

**HT:** 6-2      **WT:** 200      **B/T:** R/R      **Hometown:** El Tiguerito, VZ  
**Born:** April 5, 1990 in El Tiguerito, VZ      **School:** N/A

**Obtained:** Signed as a non-drafted free agent on October 6, 2006.  
**2011:** In his second season with Asheville made more relief appearances than starts for the first time in his professional career...made six starts and 13 relief appearances for the Tourists...made two relief appearances to begin the season before making six straight starts in which he went 0-5 with a 10.95 ERA (24.2 ip, 30 er)...finished the season with 11 straight relief outings...**2010:** Spent his first season with Low-A Asheville in the starting rotation...made the third-most starts among Tourists...had the least amount of wins among starters and had the third-most wins...began the season going 3-2, 3.27 (66.0 ip, 24 er) in 12 starts prior to the All-Star break, but fell 0-6, 6.24 (49.0 ip, 34 er) in the second half of the season...set career highs in innings, starts, appearances, strikeouts and losses...**2009:** Spent his first season in the States, pitching as a starter for the Rookie Level Casper Ghosts...walked (35) nearly as many batters as he struckout on the season...**2008:** Spent the entire season with the DSL Rockies and led the club in innings pitched and starts...tossed the clubs only complete game, and shutout, 7/2 (9.0 ip, 1 h, 0 bb, 4 so)...allowed lefties to hit .218 (24-for-110) and righties .200 (34-for-170)...**2007:** Went 0-2, 3.38 in 6 games/3 starts for the Rockies DSL team...**PERSONAL:** Signed on October 6, 2006 by Rockies scouts Rolando Fernandez, Francisco Cartaya and Carlos Gomez.

Year	Team	W	L	ERA	G	GS	CG	SHO	GF	SV	IP	H	R	ER	HR	HB	BB	IBB	SO	WP	BK
2007	Rockies (DSL)	0	2	3.38	6	3	0	0	0	0	16.0	15	8	6	0	2	10	0	12	1	1
2008	Rockies (DSL)	5	2	2.30	13	13	1	1	0	0	78.1	58	26	20	1	10	10	0	53	7	1
2009	Rockies (DSL)	2	2	1.25	4	4	0	0	0	0	21.2	11	8	3	0	2	6	0	19	1	0
	Casper	1	6	7.13	14	13	1	0	1	0	65.2	89	58	52	7	3	35	0	39	8	5
2010	Asheville	3	8	4.54	22	22	0	0	0	0	115.0	133	65	58	7	10	31	0	69	12	3
2011	Asheville	3	7	7.90	19	6	0	0	3	0	54.2	78	59	48	7	7	19	0	42	5	1
<b>Minor League Totals</b>		<b>14</b>	<b>27</b>	<b>4.79</b>	<b>78</b>	<b>61</b>	<b>2</b>	<b>1</b>	<b>4</b>	<b>0</b>	<b>351.1</b>	<b>384</b>	<b>224</b>	<b>187</b>	<b>22</b>	<b>34</b>	<b>111</b>	<b>0</b>	<b>234</b>	<b>34</b>	<b>11</b>

# Gonzalez, Nelson

# Right-Handed Pitcher

HT: 6-1 WT: 170 B/T: R/R Hometown: Barahona, DR  
 Born: February 15, 1990 in Barahona, DR School: N/A

**Obtained:** Signed as a non-drafted free agent on January 2, 2007.

**2011:** Made his third stop in the last three seasons, spending the entire year with Short Season Tri-City where he led the team and the Northwest League with his seven wins...at one point won five straight games, all in relief from 7/1-20...also started four games in which he went 2-0 with a 0.83 ERA (21.2 ip, 2 er)...was named the NWL Pitcher of the Week 7/4-10...**2010:** Spent his first professional season in the US with the Rookie Level Casper Ghosts as a reliever...it was his first season not making at least one start...finished a career-high 10 games...allowed earned runs in just 8 of his 20 appearances with four of those outings allowing just one earned run...lasted at least 1.0 inning in 19 of his 20 outings...his 20 outings were second-most among Ghosts...**2009:** Spent his third professional season as one of the Rockies most used relievers...finished second on the club with 27 appearances, while his 51.0 innings were the third-most on the club...struckout nearly one batter per inning on the season (50 so, 51.0 ip)...**2008:** Spent the entire season with the DSL Rockies and finished second on the club in innings pitched (62.0) and strikeouts (54)...went 2-2, 4.30 (23.0 ip, 11 er) in 9 relief outings and 2-4, 2.31 (39.0 ip, 16 er) in 7 starts...**2007:** Went 3-1, 3.23 (47.1 ip, 17 er) in 15 games/7 starts in his first professional season with the DSL Rockies...3 of his 7 starts were quality outings...held opponents at a .227 (40-for-176) average against...**PERSONAL:** Signed on January 2, 2007 by Rockies scouts Rolando Fernandez, Felix Feliz and Martin Jose.

Year	Team	W	L	ERA	G	GS	CG	SHO	GF	SV	IP	H	R	ER	HR	HB	BB	IBB	SO	WP	BK
2007	Rockies (DSL)	3	1	3.23	15	7	0	0	1	0	47.1	40	23	17	1	8	19	0	22	7	2
2008	Rockies (DSL)	4	6	3.05	16	7	0	0	2	0	62.0	51	27	21	3	8	9	0	54	6	0
2009	Rockies (DSL)	5	5	3.18	27	2	0	0	5	0	51.0	60	29	18	0	7	17	3	50	5	0
2010	Casper	2	2	4.18	20	0	0	0	10	0	32.1	33	18	15	5	3	10	0	34	4	0
2011	Tri-City	7	0	1.71	20	4	0	0	11	3	58.0	48	16	11	0	6	10	0	49	7	3
<b>Minor League Totals</b>		<b>21</b>	<b>14</b>	<b>2.94</b>	<b>98</b>	<b>20</b>	<b>0</b>	<b>0</b>	<b>29</b>	<b>3</b>	<b>250.2</b>	<b>232</b>	<b>113</b>	<b>82</b>	<b>9</b>	<b>32</b>	<b>65</b>	<b>3</b>	<b>209</b>	<b>29</b>	<b>5</b>

# Graham, Connor

# Right-Handed Pitcher

HT: 6-6 WT: 260 B/T: R/R Hometown: Bowling Green, OH  
 Born: December 30, 1985 in Bowling Green, OH School: Miami (OH) University

**Obtained:** Signed as a Minor League free agent on January 24, 2012.

**2011:** Was placed on the disabled list prior to the season with shoulder inflammation and spend the entire season on the disabled list...**2009:** Was traded to Cleveland for RHP Rafael Betancourt on 7/23...named the 12th best prospect in the Rockies organization by *Baseball America*...**2008:** In his first full professional season he led Asheville in wins (12) and ERA as a starter...his 2.26 ERA (147.1 ip, 37 er) was the second-best mark in the South Atlantic League...although he finished third on the club with 138 strikeouts, the number was the fourth-most in the SAL...allowed 48 fewer hits (99) than innings pitched (147.1)...led the club with 83 walks issued...led the SAL and finished seventh in Minor League baseball with a .189 opponent batting average (99-for-523)...allowed lefties to hit .163 (33-for-202) and righties .206 (66-for-321)...tossed consecutive 7.0 inning complete game shutouts 7/8 at Hagerstown and 7/13 at Lake County, allowed 3 hits and 5 walks over the 14.0 scoreless innings to earn SAL Pitcher of the Week honors...led the SAL and finished 7th in Minor League baseball with a .189 opponent batting average (99-for-523)...named the 12th best prospect in the Colorado organization by *Baseball America* following the season...**2007:** Spent his first professional season with the Tri-City Dust Devils...pitched his first two games out of the bullpen, but then moved into the starting rotation, compiling a 1-0 record with a 0.56 ERA (16.0 ip, 1 er) in 4 games/starts...**COLLEGE:** Attended the University of Miami (OH)...went 5-4, 4.24 ERA in 13 games/starts for the RedHawks of the Mid-American Conference in his junior year...pitched for the Wareham Gatemen in the Cape Cod League in 2006, where he was rated as a top 25 prospect by *Baseball America* after going 3-0 with a 3.60 ERA in 19 games (20.0 ip)...**PERSONAL:** Was originally selected by Colorado in the fifth round of the 2007 June draft...signed on July 16, 2007 by Rockies scout Ed Santa.

Year	Team	W	L	ERA	G	GS	CG	SHO	GF	SV	IP	H	R	ER	HR	HB	BB	IBB	SO	WP	BK
2007	Tri-City	1	0	2.37	6	4	0	0	0	0	19.0	23	7	5	2	1	6	0	18	1	0
2008	Asheville	12	6	2.26	26	26	2	2	0	0	147.1	99	50	37	3	2	83	0	138	8	1
2009	Modesto	7	4	3.14	16	16	0	0	0	0	80.1	68	35	28	2	2	41	0	87	2	0
	Akron	1	3	4.93	8	7	0	0	0	0	38.1	40	21	21	3	1	25	0	39	4	0
2010	Akron	3	6	3.43	43	4	0	0	9	2	78.2	74	44	30	5	4	50	1	65	9	0
2011											- DID NOT PLAY - INJURED										
<b>Minor League Totals</b>		<b>24</b>	<b>19</b>	<b>2.99</b>	<b>99</b>	<b>57</b>	<b>2</b>	<b>2</b>	<b>9</b>	<b>2</b>	<b>363.2</b>	<b>304</b>	<b>157</b>	<b>121</b>	<b>15</b>	<b>10</b>	<b>205</b>	<b>1</b>	<b>347</b>	<b>24</b>	<b>1</b>

# Hancock, Kyle

# Right-Handed Pitcher

HT: 6-3 WT: 185 B/T: R/R Hometown: Rowlett, TX  
 Born: August 20, 1987 in Waco, TX School: Rowlett (TX) HS

**Obtained:** Selected in the third round of the 2005 First-Year Player Draft.

**2011:** Was on the disabled list the entire season, his third professional season...**2010:** Spent his second season at Rookie Level Casper...made just 8 appearances/2 starts for the Ghosts, getting the decisions (1-1) in each of his two starts...the 6 appearances out of the bullpen were the first of his career...also finished two games for the Ghosts, recording scoreless and hitless innings in both outings...**2009:** Made his professional debut in June, nearly four years after signing his first contract...was reinstated from the restricted list in 2009 and went 3-5, 5.01 (50.1 ip, 28 er) in 11 starts...had 45 strikeouts in his 50.1 ip...**PERSONAL:** Signed on July 27, 2005 by Rockies scout Dar Cox.

Year	Team	W	L	ERA	G	GS	CG	SHO	GF	SV	IP	H	R	ER	HR	HB	BB	IBB	SO	WP	BK
2009	Casper	3	5	5.01	11	11	0	0	0	0	50.1	54	32	28	5	5	14	0	45	5	0
2010	Casper	1	1	4.86	8	2	0	0	2	0	16.2	18	11	9	3	0	11	0	13	1	0
2011											- DID NOT PLAY - INJURED										
<b>Minor League Totals</b>		<b>4</b>	<b>6</b>	<b>4.97</b>	<b>19</b>	<b>13</b>	<b>0</b>	<b>0</b>	<b>2</b>	<b>0</b>	<b>67.0</b>	<b>72</b>	<b>43</b>	<b>37</b>	<b>8</b>	<b>5</b>	<b>25</b>	<b>0</b>	<b>58</b>	<b>6</b>	<b>0</b>

# Harris, William

# Right-Handed Pitcher

HT: 6-4      WT: 225      B/T: R/R      Hometown: Slidell, LA  
 Born: August 28, 1984 in Houston, TX      School: Louisiana St. University

**Obtained:** Selected by Colorado in the ninth round of the 2006 First-Year Player Draft.  
**2011:** In his first action since the beginning of the 2009 season, saw action in 33 games out of the High-A Modesto bullpen...was used primarily in late relief, allowing just two runs in 10.1 ip in the eighth inning...**2010:** Spent the entire season on the disabled list...**2009:** Made just one appearance with Short Season Tri-City on the season, pitching just 1.0 inning...**2008:** Spent the full season with High-A Modesto and led the club in relief ERA among Nuts relievers with at least 50.0 ip...by posting a 2.77 ERA (61.2 ip, 19 er) he has now owned a sub-3.00 ERA in all three professional seasons...opponents batted .221 (51-for-231) against him with lefties at .212 (22-for-104) and righties .228 (29-for-127)...posted a 2.28 ERA (38.1 ip, 12 er) prior to the All-Star break and a 2.70 ERA (23.1 ip, 7 er) after the break...**2007:** Pitched the entire year for Low-A Asheville making 38 relief appearances...had the lowest ERA (1.32) of any Asheville pitcher...led all Asheville relievers in strikeouts (68), as he had more strikeouts than innings pitched (47.2)...his 38 appearances were the fourth-most on the team...allowed earned runs in 6 of his 38 appearances...did not allow an earned run from 6/28-7/24, a span of 11 appearances (12.1 ip)...struckout a season-high 6 batters in 2.0 innings of work on 7/3...**2006:** Spent first professional season with Tri-City...was unscored upon in 19 of 22 games...earned first professional save on 7/12...**PERSONAL:** Signed on June 8, 2006 by Rockies scout Damon Iannelli.

Year	Team	W	L	ERA	G	GS	CG	SHO	GF	SV	IP	H	R	ER	HR	HB	BB	IBB	SO	WP	BK
2006	Tri-City	2	3	1.16	22	0	0	0	16	6	31.0	20	6	4	0	0	9	0	42	3	0
2007	Asheville	1	2	1.32	38	0	0	0	20	1	47.2	38	10	7	2	1	13	0	68	6	0
2008	Modesto	3	5	2.77	49	0	0	0	20	3	61.2	51	20	19	4	1	20	2	70	1	1
2009	Tri-City	0	0	0.00	1	0	0	0	0	0	1.0	1	0	0	0	0	0	0	2	0	0
- DID NOT PLAY - INJURED																					
2011	Modesto	3	2	5.55	33	0	0	0	15	0	47.0	45	29	29	4	0	21	1	55	4	0
<b>Minor League Totals</b>		<b>9</b>	<b>12</b>	<b>2.82</b>	<b>143</b>	<b>0</b>	<b>0</b>	<b>0</b>	<b>71</b>	<b>10</b>	<b>188.1</b>	<b>155</b>	<b>65</b>	<b>59</b>	<b>10</b>	<b>2</b>	<b>63</b>	<b>3</b>	<b>237</b>	<b>14</b>	<b>1</b>

# Hart, Brook

# Left-Handed Pitcher

HT: 6-5      WT: 220      B/T: L/L      Hometown: State College, PA  
 Born: April 10, 1989 in State College, PA      School: Yale University

**Obtained:** Selected in the 23rd round of the 2011 First-Year Player Draft.  
**2011:** In his first professional season led the Rookie Level Casper squad with his 3.86 ERA...made one start and saw action in 16 games out of the Ghosts' bullpen...**PERSONAL:** Signed by Rockies scout Mike Garlatti.

Year	Team	W	L	ERA	G	GS	CG	SHO	GF	SV	IP	H	R	ER	HR	HB	BB	IBB	SO	WP	BK
2011	Casper	4	1	3.86	17	1	0	0	3	1	39.2	48	21	17	6	1	12	0	29	6	0
<b>Minor League Totals</b>		<b>4</b>	<b>1</b>	<b>3.86</b>	<b>17</b>	<b>1</b>	<b>0</b>	<b>0</b>	<b>3</b>	<b>1</b>	<b>39.2</b>	<b>48</b>	<b>21</b>	<b>17</b>	<b>6</b>	<b>1</b>	<b>12</b>	<b>0</b>	<b>29</b>	<b>6</b>	<b>0</b>

# Hernandez, David

# Infielder

HT: 6-2      WT: 165      B/T: R/R      Hometown: Walnut Creek, CA  
 Born: February 1, 1988 in Walnut Creek, CA      School: University of Texas

**Obtained:** Signed as a non-drafted free agent on June 30, 2009.  
**2011:** Spent the entire season at Tri-City where he played 50 games, primarily at second base but also seeing time at third base...**2010:** In his second professional season began the year at Rookie Level Casper...was transferred to Short Season Tri-City in July where he spent the rest of the season primarily as the second baseman...**2009:** Spent his first professional season with Casper in the Pioneer League as one of the club's infielders...hit .200 (15-for-75) in 25 games with the Ghosts...**PERSONAL:** Son of April and David Hernandez...has a younger sister, Brittany...signed on June 30, 2009 by Rockies scout Jeff Edwards.

Year	Team	AVG	G	AB	R	H	2B	3B	HR	RBI	SAC	SF	HBP	BB	IBB	SO	SB	CS	GIDP	OBP	SLG
2009	Casper	.200	25	75	8	15	2	0	0	1	1	0	0	3	0	17	2	2	2	.231	.227
2010	Casper	.111	5	18	3	2	0	1	0	1	0	0	0	2	0	6	2	0	1	.200	.222
	Tri-City	.265	18	49	5	13	0	0	0	3	0	0	0	5	0	8	1	1	1	.333	.265
2011	Tri-City	.256	50	164	20	42	4	0	2	18	4	1	1	13	0	31	8	6	7	.313	.317
<b>Minor League Totals</b>		<b>.235</b>	<b>98</b>	<b>306</b>	<b>36</b>	<b>72</b>	<b>6</b>	<b>1</b>	<b>2</b>	<b>23</b>	<b>5</b>	<b>1</b>	<b>1</b>	<b>23</b>	<b>0</b>	<b>62</b>	<b>13</b>	<b>9</b>	<b>11</b>	<b>.290</b>	<b>.281</b>

# Hernandez, Jefri

# Right-Handed Pitcher

HT: 6-1      WT: 170      B/T: R/R      Hometown: San Pedro de Macoris, DR  
 Born: April 27, 1991 in Bani, DR      School: N/A

**Obtained:** Signed as a minor league free agent March 5, 2008.  
**2011:** Made his first appearance in the States with Rookie Level Casper where he made 10 starts and was in the rotation for the entire season for the Ghosts...**2010:** Spent the entire season with the DSL Rockies...set career highs in ERA, starts and innings and tied his career high in wins and strikeouts...started in the Rockies rotation before moving to the bullpen mid-season...in his 7 starts went 2-0, 0.98 (36.2 ip 4 er) while in relief went 1-2, 3.12 (8.2 ip, 3 er)...**2009:** In his second professional season he pitched as one of the DSL Rockies regular late inning relievers and led the club with 7 saves...also led the club with 28 appearances...converted 7 of 10 save opportunities...**2008:** Spent his first professional season with the DSL Rockies...posted a record of 1-1, 4.37 (35.0 ip, 17 er) in 15 games/4 starts. **PERSONAL:** Signed on March 5, 2008 by Rockies scouts Rolando Hernandez, Jhonathan Leyba and Frank Roa.

Year	Team	W	L	ERA	G	GS	CG	SHO	GF	SV	IP	H	R	ER	HR	HB	BB	IBB	SO	WP	BK
2008	Rockies (DSL)	1	1	4.37	15	4	0	0	2	0	35.0	32	24	17	1	8	10	0	22	3	0
2009	Rockies (DSL)	3	0	2.96	28	0	0	0	21	7	27.1	21	11	9	0	2	14	1	25	9	1
2010	Rockies (DSL)	3	2	1.39	13	7	0	0	3	0	45.1	39	11	7	2	6	10	0	25	6	0
2011	Casper	2	3	3.99	10	10	0	0	0	0	47.1	54	31	21	5	7	12	0	27	3	0
<b>Minor League Totals</b>		<b>9</b>	<b>6</b>	<b>3.14</b>	<b>66</b>	<b>21</b>	<b>0</b>	<b>0</b>	<b>26</b>	<b>7</b>	<b>155.0</b>	<b>146</b>	<b>77</b>	<b>54</b>	<b>8</b>	<b>23</b>	<b>46</b>	<b>1</b>	<b>99</b>	<b>21</b>	<b>1</b>



## Hernandez, Raul

## Right-Handed Pitcher

HT: 6-1 WT: 175 B/T: R/R Hometown: Caracas, VZ  
 Born: October 2, 1992 in Caracas, VZ School: N/A

**Obtained:** Signed as a non-drafted free agent on July 2, 2009.

**2011:** In his second season made just one start for the DSL Rockies...**2010:** Spent his first professional season playing for the Rockies DSL club...began the season working out of the bullpen before switching outings from the rotation and the bullpen...went 1-1, 2.37 (19.0 ip, 5 er) in 9 relief appearances and 1-4, 3.79 (38.0 ip, 16 er) in 7 starts...**2009:** Signed for 2010 season...**PERSONAL:** Signed on July 2, 2009 by Rockies scouts Rolando Fernandez and Francisco Cartaya.

Year	Team	W	L	ERA	G	GS	CG	SHO	GF	SV	IP	H	R	ER	HR	HB	BB	IBB	SO	WP	BK
2010	Rockies (DSL)	2	5	3.32	16	7	0	0	2	1	57.0	54	26	21	1	5	9	0	62	8	1
2011	Rockies (DSL)	0	1	0.00	1	1	0	0	0	0	4.2	3	1	0	0	1	2	0	5	3	0
<b>Minor League Totals</b>		<b>2</b>	<b>6</b>	<b>3.06</b>	<b>17</b>	<b>8</b>	<b>0</b>	<b>0</b>	<b>2</b>	<b>1</b>	<b>61.2</b>	<b>57</b>	<b>27</b>	<b>21</b>	<b>1</b>	<b>6</b>	<b>11</b>	<b>0</b>	<b>67</b>	<b>11</b>	<b>1</b>

## Herrera, Alvin

## Right-Handed Pitcher

HT: 6-4 WT: 170 B/T: R/R Hometown: Miranda, VZ  
 Born: March 15, 1993 in Miranda, VZ School: N/A

**Obtained:** Signed as a non drafted free agent on February 8, 2010.

**2011:** After being signed as an infielder was transferred to a pitcher in his second season in professional ball...made 10 relief appearances for the DSL Rockies club...**2010:** Injured for the season...**PERSONAL:** Signed on February 8, 2010 by scouts Rolando Fernandez and Francisco Cartaya.

Year	Team	W	L	ERA	G	GS	CG	SHO	GF	SV	IP	H	R	ER	HR	HB	BB	IBB	SO	WP	BK
2011	Rockies (DSL)	0	1	12.66	10	0	0	0	4	0	10.2	14	17	15	1	4	4	0	10	6	0
<b>Minor League Totals</b>		<b>0</b>	<b>1</b>	<b>12.66</b>	<b>10</b>	<b>0</b>	<b>0</b>	<b>0</b>	<b>4</b>	<b>0</b>	<b>10.2</b>	<b>14</b>	<b>17</b>	<b>15</b>	<b>1</b>	<b>4</b>	<b>4</b>	<b>0</b>	<b>10</b>	<b>6</b>	<b>0</b>

## Herrera, Rosell

## Infielder

HT: 6-3 WT: 180 B/T: S/R Hometown: Santo Domingo, DR  
 Born: October 16, 1992 in Santo Domingo, DR School: N/A

**Obtained:** Signed as a non-drafted free agent on July 2, 2009.

**2011:** Was the primary shortstop for the Rookie Level Casper Ghosts...played in third-most games among all Ghosts and had the second-most at-bats...his eight triples on the season were tied third-most in the Pioneer League...was named PL Player of the Week for 6/27-7/3...was traded by *Baseball America* as the fifth-best prospect in the Pioneer League...**2010:** Spent his first professional season with the Rockies DSL club as the primary shortstop...played in the most games, and had the most hits, doubles, RBI and the second-most stolen bases among all Rockies...named a DSL Mid-Season All-Star...named by *Baseball America* as the 12th-best prospect in the Rockies system...**2009:** Signed for 2010 season...**PERSONAL:** Signed on July 2, 2009 by Rockies scouts Rolando Fernandez and Jhonathan Leyba.

Year	Team	AVG	G	AB	R	H	2B	3B	HR	RBI	SAC	SF	HBP	BB	IBB	SO	SB	CS	GIDP	OBP	SLG
2010	Rockies (DSL)	.237	67	232	27	55	6	1	1	26	3	1	6	24	0	24	17	8	4	.323	.284
2011	Casper	.284	63	243	38	69	6	8	6	34	1	1	3	27	0	62	5	4	2	.361	.449
<b>Minor League Totals</b>		<b>.261</b>	<b>130</b>	<b>475</b>	<b>65</b>	<b>124</b>	<b>12</b>	<b>9</b>	<b>7</b>	<b>60</b>	<b>4</b>	<b>2</b>	<b>9</b>	<b>51</b>	<b>0</b>	<b>86</b>	<b>22</b>	<b>12</b>	<b>6</b>	<b>.343</b>	<b>.368</b>

## Holm, Steve

## Catcher

HT: 6-0 WT: 205 B/T: R/R Hometown: Roseville, CA  
 Born: October 21, 1979 in Sacramento, CA School: Oral Roberts University

**Obtained:** Signed as a Minor League free agent February 2, 2012.

**2011:** Was a Spring Training invite in his first season in the Twins organization...reassigned to minor league camp, 3/23 and spent his first season in the Twins organization...had his contract selected from Triple-A Rochester, 4/15 when Joe Mauer was placed on the 15-day disabled list the previous day...played in six games for the Twins...went 2-for-4, 4/17 at Tampa Bay...optioned to Triple-A Rochester, 5/4...batted .179 (27-for-151) with six doubles, one home run and 13 rbi in 47 games for the Red Wings...his 44 games caught led the Red Wings...**2010:** Spent the season with Triple-A Fresno, splitting time at catcher with eventual National League Rookie of the Year, Buster Posey...drove in four runs on two separate occasions: 6/7 vs. Sacramento and 6/11 at Tacoma...caught 22 games in June (Posey recalled to Giants, 5/29) and batted .333 (19-for-57) with six doubles, 17 rbi, 11 runs scored and 12 walks...placed on the disabled list with a jaw contusion, 8/28...reinstated from disabled list, 9/4 and played in two games...**2009:** Began season with Triple-A Fresno...recalled by San Francisco, 4/22...caught four games and went 2-for-7 at the plate...caught four Giants pitchers in 10.0-scoreless innings, 5/3 vs. COL...optioned to Fresno, 5/21...combined to hit .365 (32-for-88) in May and June for the Grizzlies...designated for assignment on 6/16, but cleared waivers and accepted outright assignment to Fresno, 6/19...caught Ramon Ortiz' complete game shutout, 8/4 at Tacoma and hit two solo home runs in the game...homed in five of his final 13 games...**2008:** Was invited to Giants' Spring Training and made the Opening Day roster for the first time in his career...was the club's back-up catcher for the majority of the season...made his Major League debut as a pinch-runner, 4/4 at MIL...doubled off Ben Sheets for first Major League hit, 4/6...hit safely in 10 of his first 16 starts, batting .212 (11-for-52) with five doubles and two rbi...drove in the tying run with two outs in the ninth inning, 5/21 at COL...first career home run of J.C. Romero, 5/11 vs. PHI...optioned to Triple-A Fresno, 7/1 and played in 11 games...recalled 7/23 and played seven games for the Giants...optioned to Fresno, 8/13 and played 11 games before being recalled again, 9/1...threw out two of 23 opposing base runners, while pitchers posted a 4.67 ERA (210.0 ip, 109 er) with him behind the plate for the Giants...went 3-for-7 with two doubles and one rbi as a pinch-hitter...**2007:** Spent the season at Double-A Connecticut...named to Eastern League All-Star team...led the club with 69 games played (all at catcher) and posted a .991 fielding percentage with just four errors...elected free agency on 10/29 and re-signed with the Giants, 12/17...**2006:** Spent the season with Single-A San Jose and set a career-high with 15 home runs...set minor league career-highs in runs scored (44), and slugging percentage (.511)...played in 52 games at catcher, posting a .998 fielding percentage, committing just two errors...caught all five of San Jose's California League playoff games, batting .278 (5-for-18) with a double and two rbi...**2005:** Began the season with Single-A Augusta before being transferred to Double-A Norwich, 4/14...combined to bat

.231 (46-for-199) with eight doubles, five home runs and 33 rbi between both levels...**2004:** Spent the season with Single-A San Jose...hit .306 (11-for-36) with three doubles, four home runs, seven rbi, nine runs scored and 13 walks in 13 games in June...hit nine home runs after hitting just one during his first three seasons...**2003:** Spent the season with Single-A Hagerstown, batting .220 (38-for-173) with 10 doubles, a home run and 11 rbi in 50 games...hit safely a season-high nine games, 7/2-23...**2002:** Played his second consecutive season at Single-A Salem-Keizer...converted from infielder to catcher and caught 48 games for the Salem-Keizer Volcanoes...**2001:** Played his first professional season at Single-A Salem-Keizer, batting .208 (15-for-72) with three doubles in 33 games...**PERSONAL:** Originally selected by San Francisco in the 17th round of the 2001 Draft...signed by scout Todd Thomas...graduated from McClatchy (CA) High School...same school former Major Leaguer's Larry Bowa, Nick Johnson and Rowland Office attended...attended American River (CA) College and Oral Roberts (OK) University...earned third-team All-American honors during junior year at Oral Roberts, while finishing seventh in the NCAA in 2000 with a .437 batting average...drafted by the Giants as a shortstop.

Year	Team	AVG	G	AB	R	H	2B	3B	HR	RBI	SAC	SF	HBP	BB	IBB	SO	SB	CS	GIDP	OBP	SLG
2005	Augusta	.233	56	176	16	41	7	0	5	31	2	3	3	17	0	36	1	1	2	.307	.358
	Norwich	.217	11	23	4	5	1	0	0	2	2	0	2	4	0	7	1	0	1	.379	.261
2006	San Jose	.258	69	229	44	59	13	0	15	30	5	0	5	24	0	59	0	0	0	.341	.511
2007	Connecticut	.272	84	254	35	69	14	0	9	28	3	0	6	42	2	39	3	1	7	.387	.433
2008	Fresno	.273	22	66	7	18	4	0	0	11	0	2	1	10	1	12	0	0	0	.367	.333
	<b>SAN FRANCISCO</b>	<b>.262</b>	<b>49</b>	<b>84</b>	<b>10</b>	<b>22</b>	<b>9</b>	<b>0</b>	<b>1</b>	<b>6</b>	<b>0</b>	<b>1</b>	<b>3</b>	<b>10</b>	<b>1</b>	<b>16</b>	<b>0</b>	<b>1</b>	<b>3</b>	<b>.357</b>	<b>.405</b>
2009	<b>SAN FRANCISCO</b>	<b>.286</b>	<b>4</b>	<b>7</b>	<b>1</b>	<b>2</b>	<b>0</b>	<b>0</b>	<b>0</b>	<b>0</b>	<b>0</b>	<b>0</b>	<b>0</b>	<b>2</b>	<b>0</b>	<b>0</b>	<b>0</b>	<b>0</b>	<b>0</b>	<b>.444</b>	<b>.286</b>
	Fresno	.242	63	198	23	48	12	0	6	16	3	4	2	15	1	40	0	0	4	.297	.394
2010	Fresno	.246	82	228	34	56	15	2	4	37	5	4	7	29	2	40	1	3	5	.343	.382
2011	<b>MINNESOTA</b>	<b>.118</b>	<b>6</b>	<b>17</b>	<b>1</b>	<b>2</b>	<b>1</b>	<b>0</b>	<b>0</b>	<b>0</b>	<b>0</b>	<b>0</b>	<b>0</b>	<b>1</b>	<b>0</b>	<b>4</b>	<b>0</b>	<b>0</b>	<b>0</b>	<b>.167</b>	<b>.176</b>
	Rochester	.179	47	151	13	27	6	0	1	13	2	2	2	17	0	38	0	0	3	.267	.238
<b>Major League Totals</b>		<b>.241</b>	<b>59</b>	<b>108</b>	<b>12</b>	<b>26</b>	<b>10</b>	<b>0</b>	<b>1</b>	<b>6</b>	<b>0</b>	<b>1</b>	<b>3</b>	<b>13</b>	<b>1</b>	<b>20</b>	<b>0</b>	<b>1</b>	<b>3</b>	<b>.336</b>	<b>.361</b>
<b>Minor League Totals</b>		<b>.244</b>	<b>434</b>	<b>1325</b>	<b>176</b>	<b>323</b>	<b>72</b>	<b>2</b>	<b>40</b>	<b>168</b>	<b>22</b>	<b>15</b>	<b>28</b>	<b>158</b>	<b>6</b>	<b>271</b>	<b>6</b>	<b>5</b>	<b>22</b>	<b>.334</b>	<b>.392</b>

## Houston, Daniel

## Right-Handed Pitcher

HT: 6-3                      WT: 205                      B/T: R/R                      Hometown: North Palm Beach, FL  
 Born: October 24, 1986 in North Palm Beach, FL                      School: Boston College

**Obtained:** Selected in the seventh round of the 2008 First-Year Player Draft.  
**2011:** Split the season evenly between High-A Modesto and Double-A Tulsa...began the season with Modesto where he won seven of his 13 starts, including tossing at least 8.0 innings in each of his last three starts, one of which was a complete game shutout (6/15) and another was one out away from a complete game shutout (8.2 ip, 6/10)...was transferred to Tulsa in late June and started out by tossing 6.0 shutout innings...tossed his second complete game shutout on 7/29, struckout 10 and walked 2 in that outing, allowing just three hits...was named the Rockies organizational Pitcher of the Month for June, the California League Pitcher of the Week for 6/13-19 and a Cal League Midseason All-Star...was one of just three pitchers in the Cal League to toss a complete game shutout...joined Rockies farm hand Christian Bergman (Tri-City) as two of the seven pitchers in all of the Minor Leagues to have two shutouts this season, no player had more than two in 2011...**2010:** Spent the entire season with High-A Modesto in the starting rotation...finished fourth among Nuts starters in wins, starts, strikeouts and fewest walks...was placed on the disabled list on 8/10, ending his season...**2009:** Spent the entire season with Low-A Asheville in the club's rotation...his 26 starts, 148.2 innings pitched and 121 strikeouts all led the Tourists...went 6-3, 3.00 (81.0 ip, 27 er) after the All-Star break...owned a 4.39 ERA (67.2 ip, 33 er) prior to the break...**2008:** Posted a 6-4 record with a 4.17 ERA (69.0 ip, 32 er) for the Rookie Level Casper Ghosts in his first professional season...led the Ghosts starting staff with 4.17 ERA and 68 strikeouts...in his first full month as a professional was named the Rockies Organizational Pitcher of the Month for July...went 3-2, 3.34 (32.1 ip, 12 er) with one complete game in 6 starts for the month...was named a Pioneer League Postseason All-Star as a starting pitcher...opponents hit .229 (61-for-266) with lefties at .195 (26-for-133) and righties at .263 (35-for-133)...**PERSONAL:** Signed on June 7, 2008 by Rockies scout Ed Santa.

Year	Team	W	L	ERA	G	GS	CG	SHO	GF	SV	IP	H	R	ER	HR	HB	BB	IBB	SO	WP	BK
2008	Casper	6	4	4.17	14	14	1	0	0	0	69.0	61	39	32	10	5	20	0	68	7	1
2009	Asheville	8	9	3.63	26	26	0	0	0	0	148.2	141	77	60	11	7	63	1	121	21	0
2010	Modesto	5	7	5.92	21	20	0	0	0	0	114.0	157	84	75	9	9	43	0	80	12	2
2011	Modesto	7	1	2.53	13	13	1	1	0	0	85.1	71	35	24	7	4	22	1	67	6	0
	Tulsa	4	4	4.27	13	13	1	1	0	0	78.0	89	43	37	6	3	18	0	51	3	0
<b>Minor League Totals</b>		<b>30</b>	<b>25</b>	<b>4.15</b>	<b>87</b>	<b>86</b>	<b>3</b>	<b>2</b>	<b>0</b>	<b>0</b>	<b>495.0</b>	<b>519</b>	<b>278</b>	<b>228</b>	<b>43</b>	<b>28</b>	<b>166</b>	<b>2</b>	<b>387</b>	<b>49</b>	<b>3</b>

## Hughes, Benjamin

## Right-Handed Pitcher

HT: 6-5                      WT: 215                      B/T: R/R                      Hometown: St. Louis Park, MN  
 Born: November 29, 1989 in St. Louis Park, MN                      School: St. Olaf (MN) University

**Obtained:** Selected in the 10th round of the 2011 First-Year Player Draft.  
**2011:** In his first season of professional ball made five starts and five relief appearances for Rookie Level Casper...did not allow more than four earned runs in any start and four of his five starts went at least 5.0 innings...**PERSONAL:** Signed by Rockies scout Mark Germann...was named the MIAC Pitcher of the Year in 2011 as a junior at St. Olaf College in Minnesota...went 16-6 over his three year career at St. Olaf as a starter...led St. Olaf in wins (7), innings (57.2) and strikeouts (83) in 2011...was also a Northwoods League All-Star in 2010 with Duluth where he went 2-3, 2.50 in 15 appearances...was ranked the top prospect available for the draft from the state of Minnesota by *Baseball America*...is now the highest drafted player from the St. Olaf College, surpassing Andrew Schmiesing, who was drafted by the Twins in the 11th round of the 2007 First-Year Player Draft.

Year	Team	W	L	ERA	G	GS	CG	SHO	GF	SV	IP	H	R	ER	HR	HB	BB	IBB	SO	WP	BK
2011	Casper	2	2	6.50	10	5	0	0	1	0	36.0	49	31	26	5	3	11	0	38	4	0
<b>Minor League Totals</b>		<b>2</b>	<b>2</b>	<b>6.50</b>	<b>10</b>	<b>5</b>	<b>0</b>	<b>0</b>	<b>1</b>	<b>0</b>	<b>36.0</b>	<b>49</b>	<b>31</b>	<b>26</b>	<b>5</b>	<b>3</b>	<b>11</b>	<b>0</b>	<b>38</b>	<b>4</b>	<b>0</b>

# Humphries, Brian

# Outfielder

**HT:** 6-3 **WT:** 195 **B/T:** L/R **Hometown:** El Cajon, CA  
**Born:** March 20, 1990 in El Cajon, CA **School:** Pepperdine University  
**Obtained:** Selected in the 14th round of the 2011 First-Year Player Draft.  
**2011:** Was the every day center fielder for Short Season Tri-City...made 63 starts, the third most on the Dust Devils...led the team in runs and was tied for the most stolen bases...**PERSONAL:** Signed by Rockies scout Matt Hattabaugh.

Year	Team	AVG	G	AB	R	H	2B	3B	HR	RBI	SAC	SF	HBP	BB	IBB	SO	SB	CS	GIDP	OBP	SLG
2011	Tri-City	.272	63	254	45	69	13	2	2	27	0	1	3	23	0	39	12	2	3	.338	.362
<b>Minor League Totals</b>		<b>.272</b>	<b>63</b>	<b>254</b>	<b>45</b>	<b>69</b>	<b>13</b>	<b>2</b>	<b>2</b>	<b>27</b>	<b>0</b>	<b>1</b>	<b>3</b>	<b>23</b>	<b>0</b>	<b>39</b>	<b>12</b>	<b>2</b>	<b>3</b>	<b>.338</b>	<b>.362</b>

# Hungerman, Josh

# Left-Handed Pitcher

**HT:** 6-2 **WT:** 195 **B/T:** L/L **Hometown:** Pittsburgh, PA  
**Born:** September 8, 1986 in Pittsburgh, PA **School:** Cleveland State University  
**Obtained:** Selected in the 17th round of the 2009 First-Year Player Draft.

**2011:** Spent the entire season with Asheville where he made 31 relief appearances and three starts...his 79.0 innings led all Tourist relievers...**2010:** Began the season at Low-A Asheville where he made 11 relief appearances before being transferred to Short Season Tri-City where he made 14 appearances/11 starts for the Dust Devils...set career highs in wins, starts, innings, strikeouts, opponent average and ERA...his 2.18 ERA with Tri-City was the second-lowest in the Rockies system...was named the Northwest League Pitcher of the Week (9/6)...**2009:** In his first professional season he began the campaign with Rookie Level Casper, pitching just one game there before being transferred to Tri-City for the remainder of the season...**PERSONAL:** Also selected by the Rockies in the 50th round of the 2008 Draft...signed on June 13, 2009 by Rockies scout Ed Santa.

Year	Team	W	L	ERA	G	GS	CG	SHO	GF	SV	IP	H	R	ER	HR	HB	BB	IBB	SO	WP	BK
2009	Casper	0	0	0.00	1	0	0	0	0	0	1.0	1	0	0	0	0	0	0	1	0	0
	Tri-City	1	1	2.57	14	9	0	0	1	0	49.0	37	17	14	1	3	22	0	53	5	0
2010	Asheville	0	0	6.00	11	0	0	0	4	0	15.0	12	10	10	0	3	10	0	11	5	1
	Tri-City	5	4	2.18	14	11	0	0	0	0	66.0	47	20	16	0	6	22	0	77	4	0
2011	Asheville	2	3	5.92	34	3	0	0	5	1	79.0	97	72	52	9	6	43	0	79	10	0
<b>Minor League Totals</b>		<b>8</b>	<b>8</b>	<b>3.94</b>	<b>74</b>	<b>23</b>	<b>0</b>	<b>0</b>	<b>10</b>	<b>1</b>	<b>210.0</b>	<b>194</b>	<b>119</b>	<b>92</b>	<b>10</b>	<b>18</b>	<b>97</b>	<b>0</b>	<b>221</b>	<b>24</b>	<b>1</b>

# Iribarren, Hernan

# Infielder

**HT:** 6-1 **WT:** 195 **B/T:** L/R **Hometown:** Barquisimeto, VZ  
**Born:** June 29, 1984 in Barquisimeto, VZ **School:** N/A

**Obtained:** Signed as a Minor League free agent on January 31, 2012.  
**2011:** Was a non-roster invite to the Rockies Major League Spring Training after signing as a Minor League free agent during the off season...began the season on the Triple-A Colorado Springs roster but sat out the entire season due to a torn ACL in his left knee...played in the Venezuelan Winter League for Lara and hit .236 in 41 games with a double, triple and six RBI...**2010:** Claimed off waivers by Texas during Spring Training from Brewers...spent entire season at Triple-A Oklahoma City as one of club's regulars...set career highs with 8 home runs, 70 RBI while stealing 10 bases for the RedHawks...made just four errors (all at second base) in 128 games...**2009:** Spent most of the season at Triple-A Nashville, where he batted .311 with 3 HR, 54 RBI and 13 stolen bases in 105 games...dad a pair of stints with the Brewers which came from 5/19-5/21 and 6/10-6/20...appeared in 12 games with Milwaukee, all off the bench, and batted .231 (3-for-13) with 1 RBI...played for Lara in the Venezuelan Winter League...**2008:** Spent most of the season at Triple-A Nashville, where he batted .277 with 30 RBI and 19 stolen bases in 99 games...had two stints with the Brewers coming from 4/9-4/17 and 6/10-6/20...batted .143 (2-for-14) with 1 RBI in 12 games with the Brewers...made 1 start at second base (6/15 vs. Min)...made his Major League debut on 4/12 at New York-NL and recorded a pinch-hit single off Carlos Muniz...played for Lara in the Venezuelan Winter League...**2007:** Batted .307 with 4 HR, 53 RBI and 18 stolen bases in 124 games at Double-A Huntsville...led the Southern League in triples (12) and was among the leaders in hits (2nd, 147) and batting avg. (5th, .307)...**2006:** Batted .319 with 2 HR, 50 RBI and 19 stolen bases in 108 games at Class-A Brevard County...was third in the Florida State League in batting average...named to both the Florida State League's midseason and postseason All-Star teams...**2005:** Entered the season as the ninth-best prospect in the Brewers organization according to *Baseball America*...batted .290 with 4 HR, 48 RBI and 38 stolen bases in 126 games at Class-A West Virginia...was a South Atlantic League All-Star...participated in the All-Star Futures Game at Detroit's Comerica Park...named Best Defensive Second Baseman in the South Atlantic League by *Baseball America*...**2004:** Spent most of the season with the Rookie Arizona Brewers, where he batted .439 with 4 HR, 36 RBI and 15 stolen bases in 46 games...was named Arizona League MVP as he led the league in batting average (.439), hits (83), triples (9), total bases (119), slugging (.630) and on-base percentage (.490)...was transferred to Class-A Beloit in August and batted .373 with 1 HR and 10 RBI in 15 games...**PERSONAL:** Originally signed by the Milwaukee Brewers as a non-drafted free agent on March 26, 2002.

Year	Team	AVG	G	AB	R	H	2B	3B	HR	RBI	SAC	SF	HBP	BB	IBB	SO	SB	CS	GIDP	OBP	SLG
2004	AZL Brewers	.439	46	189	40	83	6	9	4	36	3	0	0	19	2	23	15	7	2	.630	.490
	Beloit	.373	15	67	12	25	6	5	1	10	0	1	0	5	0	16	1	0	1	.657	.411
2005	W. Virginia	.290	126	486	72	141	15	8	4	48	13	5	5	51	2	99	38	15	9	.379	.360
2006	Brevard Cty.	.319	108	398	50	127	12	4	2	50	11	6	1	39	0	57	19	15	8	.384	.376
2007	Huntsville	.307	124	479	72	147	23	12	4	53	13	5	1	44	2	109	18	16	3	.430	.363
2008	<b>MILWAUKEE</b>	<b>.143</b>	<b>12</b>	<b>14</b>	<b>1</b>	<b>2</b>	<b>1</b>	<b>0</b>	<b>0</b>	<b>1</b>	<b>0</b>	<b>0</b>	<b>0</b>	<b>1</b>	<b>0</b>	<b>3</b>	<b>0</b>	<b>0</b>	<b>0</b>	<b>.214</b>	<b>.200</b>
	Nashville	.277	99	361	47	100	17	3	0	30	5	2	1	28	0	61	19	8	6	.341	.329
2009	<b>MILWAUKEE</b>	<b>.231</b>	<b>12</b>	<b>13</b>	<b>1</b>	<b>3</b>	<b>2</b>	<b>0</b>	<b>0</b>	<b>1</b>	<b>0</b>	<b>0</b>	<b>0</b>	<b>1</b>	<b>0</b>	<b>5</b>	<b>0</b>	<b>0</b>	<b>0</b>	<b>.385</b>	<b>.286</b>
	Nashville	.315	105	379	46	118	19	5	3	54	7	3	4	28	3	63	13	7	3	.412	.362
2010	Ok. City	.271	128	465	62	128	23	2	8	70	9	6	2	41	3	79	10	5	13	.385	.333
2011																					
- DID NOT PLAY - INJURED																					
<b>Minor League Totals</b>		<b>.185</b>	<b>24</b>	<b>27</b>	<b>2</b>	<b>5</b>	<b>3</b>	<b>0</b>	<b>2</b>	<b>0</b>	<b>0</b>	<b>2</b>	<b>0</b>	<b>2</b>	<b>0</b>	<b>8</b>	<b>0</b>	<b>0</b>	<b>0</b>	<b>.296</b>	<b>.241</b>
<b>Major League Totals</b>		<b>.311</b>	<b>881</b>	<b>3274</b>	<b>479</b>	<b>1017</b>	<b>146</b>	<b>57</b>	<b>30</b>	<b>412</b>	<b>71</b>	<b>30</b>	<b>20</b>	<b>298</b>	<b>13</b>	<b>586</b>	<b>157</b>	<b>85</b>	<b>50</b>	<b>.418</b>	<b>.369</b>

Farm System



## Jean, Luis

Infielder

HT: 6-0 WT: 150 B/T: R/R Hometown: San Pedro de Macoris, DR  
 Born: August 17, 1994 in San Pedro de Macoris, DR School: N/A  
 Obtained: Signed as a non-drafted free agent on September 21, 2011.  
 2011: Signed for next season...**PERSONAL:** Signed by Rockies scouts Rolando Fernandez, Jhonathan Leyba and Frank Roa.

## Jensen, Chris

Right-Handed Pitcher

HT: 6-4 WT: 200 B/T: R/R Hometown: Gilbert, AZ  
 Born: September 30, 1990 in Phoenix, AZ School: University of San Diego  
 Obtained: Selected in the sixth round of the 2011 First-Year Player Draft.  
 2011: Made eight starts for Short Season Tri-City in his first season of professional ball...his 0.99 WHIP was second-lowest among Dust Devil starters...**PERSONAL:** Signed by Rockies scout Jon Lukens...prior to the 2011 Draft was ranked the 33rd-best prospect from Southern California by *Baseball America*.

Year	Team	W	L	ERA	G	GS	CG	SHO	GF	SV	IP	H	R	ER	HR	HB	BB	IBB	SO	WP	BK
2011	Tri-City	2	1	2.65	8	8	0	0	0	0	37.1	27	15	11	1	0	10	0	28	4	0
<b>Minor League Totals</b>		<b>2</b>	<b>1</b>	<b>2.65</b>	<b>8</b>	<b>8</b>	<b>0</b>	<b>0</b>	<b>0</b>	<b>0</b>	<b>37.1</b>	<b>27</b>	<b>15</b>	<b>11</b>	<b>1</b>	<b>0</b>	<b>10</b>	<b>0</b>	<b>28</b>	<b>4</b>	<b>0</b>

## Jesus, Francis

Right-Handed Pitcher

HT: 6-0 WT: 160 B/T: R/R Hometown: Santo Domingo, DR  
 Born: December 19, 1994 in Santo Domingo, DR School: N/A  
 Obtained: Signed as a non-drafted free agent on September 2, 2011.  
 2011: Signed for next season...**PERSONAL:** Signed by Rockies scouts Rolando Fernandez and Jhonathan Leyba.

## Jimenez, Emerson

Infielder

HT: 6-1 WT: 160 B/T: L/R Hometown: Santo Domingo, DR  
 Born: December 16, 1994 in Santo Domingo, DR School: N/A  
 Obtained: Signed as a non-drafted free agent on July 9, 2011.  
 2011: Signed for next season...**PERSONAL:** Signed by Rockies scouts Rolando Fernandez, Jhonathan Leyba and Martin Cabrera.

## Jimenez, Wilkyns

Infielder

HT: 6-2 WT: 180 B/T: R/R Hometown: Boca de Aroa, VZ  
 Born: July 18, 1995 in Boca de Aroa, VZ School: N/A  
 Obtained: Signed as a non-drafted free agent on September 16, 2011.  
 2011: Signed for next season...**PERSONAL:** Signed by Rockies scouts Rolando Fernandez, Orlando Medina and Carlos Gomez.

## Jiminian, Johendi

Right-Handed Pitcher

HT: 6-3 WT: 170 B/T: R/R Hometown: Nagua, DR  
 Born: December 14, 1992 in Nagua, DR School: N/A  
 Obtained: Signed as a minor league free agent on January 2, 2010.  
 2011: Started 14 straight games for the DSL Rockies...at one point allowed just one run (unearned) over two starts, tallying 14.0 innings...his six wins were second-most on the Rockies and 14 starts were tied for the team-high...2010: Began his professional career with the DSL Rockies as a starter...made the second-most starts on the Rockies...held opponents scoreless in three of his 11 starts...**PERSONAL:** Signed on January 2, 2010 by Rockies scouts Rolando Fernandez, Jhonathan Leyba and Frank Roa.

Year	Team	W	L	ERA	G	GS	CG	SHO	GF	SV	IP	H	R	ER	HR	HB	BB	IBB	SO	WP	BK
2010	Rockies (DSL)	3	5	4.40	12	11	0	0	0	0	47.0	46	31	23	1	5	17	0	31	2	1
2011	Rockies (DSL)	6	3	3.18	14	14	0	0	0	0	68.0	57	31	24	4	5	23	0	47	9	0
<b>Minor League Totals</b>		<b>9</b>	<b>8</b>	<b>3.68</b>	<b>26</b>	<b>25</b>	<b>0</b>	<b>0</b>	<b>0</b>	<b>0</b>	<b>115.0</b>	<b>103</b>	<b>62</b>	<b>47</b>	<b>5</b>	<b>10</b>	<b>40</b>	<b>0</b>	<b>78</b>	<b>11</b>	<b>1</b>

## Johnson, Patrick

Right-Handed Pitcher

HT: 5-10 WT: 170 B/T: R/R Hometown: Conover, NC  
 Born: August 14, 1988 in Hickory, NC School: University of North Carolina  
 Obtained: Selected in the 25th round of the 2011 First-Year Player Draft.  
 2011: Spent his first professional season with Rookie Level Casper, splitting time between starts and relief outings for the Ghosts...**PERSONAL:** Signed by Rockies scout Jay Matthews.

Year	Team	W	L	ERA	G	GS	CG	SHO	GF	SV	IP	H	R	ER	HR	HB	BB	IBB	SO	WP	BK
2011	Casper	0	4	5.35	10	6	0	0	1	0	33.2	37	23	20	2	6	17	0	28	4	3
<b>Minor League Totals</b>		<b>0</b>	<b>4</b>	<b>5.35</b>	<b>10</b>	<b>6</b>	<b>0</b>	<b>0</b>	<b>1</b>	<b>0</b>	<b>33.2</b>	<b>37</b>	<b>23</b>	<b>20</b>	<b>2</b>	<b>6</b>	<b>17</b>	<b>0</b>	<b>28</b>	<b>4</b>	<b>3</b>

## Johnson, Tyler

Left-Handed Pitcher

HT: 6-2 WT: 200 B/T: S/L Hometown: Newbury Park, CA  
 Born: June 7, 1981 in Columbia, MD School: Moorpark JC  
 Obtained: Signed as a Minor League free agent on January 20, 2012.  
 2010 and 2011: Spent the seasons out of baseball...2009: Signed with Seattle as a Minor League free agent, 2/21...spent four games with Triple-A Tacoma before being placed on the disabled list for the remainder of the season...was released by Seattle 6/5...2008: Spent the entire season on the disabled list in the St. Louis organization...2007: First full season with

the Major League club was interrupted by a nearly two month long stint on the disabled list...missed 41 games with left biceps tendinitis...made four rehab outings, three at Springfield (AA) and one at Memphis (AAA)...appeared in 37 of the team's first 67 games...struck out 3 in 2.0 perfect IP 4/18 at SF...his longest outing of the season...earned first win of '07 on 6/6 vs. CIN with 1.0 IP...it was his first win since 9/30/06 vs. MIL...suffered first loss and blown save 6/8 vs. LAA, allowing four runs on four hits...placed on the 15-day DL 6/19 with left biceps tendinitis...was activated on 8/6 after missing 41 games...had a season-high 9.0 ip, 11-game scoreless streak that stretched from 8/24-9/21 before allowing 3 runs on 9/22 vs. HOU...**2006:** Began the season at Triple-A but after recall on 5/9 remained in St. Louis the rest of the season...ost his first four decisions, then gained wins in his final two appearances of the year...was recalled from Memphis on 5/9 (Ponson-DL) and retired eight of the first nine batters he faced, without allowing a hit...was on Memphis disabled list from 4/12-21 with left shoulder tendinitis...after 5.1 scoreless innings to start career, allowed his first runs (3) on 5/22 at SF...took his first loss 6/24 at DET, allowing walk and walk-off double in the 10th...led Cardinals pitchers with 10 appearances and four Holds during the postseason...combined for 12 strikeouts in his 7.1 IP...retired lone batter faced with a runner on in WS Game 4...set down both batters faced in Game 2 of WS on a strikeout and groundout...worked final 1.1 innings in Game 6 of NLCS...came in with bases jammed in 6th inning of LCS Game 4 and allowed all 3 IRs to score and one of his own on 1B & 2B before retiring the next three...fanned only batter faced in LCS Game 2...pitched 1.0 inning in LCS Game 1 and stranded two IR's, getting the final out of the 6th...recorded four outs for a Hold in Game 1 of the DS & struck out two...appeared in all 4 DS games, recording a Hold in 3 of the 4 appearances...**2005:** A Rule 5 selection by Oakland in the December 2004 draft, but was returned to the Cards organization during spring training...was a September call-up after having his contract purchased from Triple-A Memphis on 9/2...lefty appeared in five games for St. Louis and did not allow a run in 2.2 ip...his 77 strikeouts led all Memphis relievers and ranked 2nd in the Pacific Coast League (Kane Davis, Nashville) among PCL pitchers without any starts...averaged 11.75 strikeouts per 9.0 innings, tops among Cardinals full season minor leaguers...made his ML debut 9/6 vs. CHI with scoreless inning that included BB, K and DP...suffered first blown save on 9/13 when he gave up a single that scored the tying run...earned his first career hold the final day of the season (10/2 vs. CIN)...**2004:** Spent the entire season at Double-A Tennessee and pitched exclusively in relief for the first time in his career...was on the disabled list from 5/25 to 6/6 with left shoulder tendinitis...recorded his first professional save by tossing a scoreless inning on 4/17 against Mobile...did not allow a run over a 10-game stretch from 7/17-8/8 (13.1 IP, 4 H, 2 BB, 22 SO) and posted a 0.44 ERA (20.1 IP/ 1 ER) over a 17-game span from 7/17-8/24...**2003:** Split his third pro season between Single-A Palm Beach and Double-A Tennessee...made his Double-A debut at Tennessee on 7/11, allowing one earned run (home run) in 1.2 innings against Huntsville...picked up his only Southern League win in the second game of a doubleheader on 7/29 at Orlando, pitching 2.0 scoreless frames...**2002:** Spent entire season at Single-A Peoria where he posted a 15-3 mark and a 2.00 ERA in 22 games (18 starts), while leading the Chiefs to the Midwest League Championship...his 15 wins led all Cardinal minor league hurlers, and his ERA ranked second...also ranked fourth in the Redbird system with 132 strikeouts and 10th in batting average against (.218)...earned Cardinals' Pitcher-of-the-Year honors...ranked first in the Midwest League in wins and strikeouts per nine innings pitched (9.48), second in ERA, and fourth in average against (.213 as a starter)...was named to the Midwest League All-Star team...**2001:** Made his professional debut at Rookie League Johnson City, going 1-1 with a 2.66 ERA in nine starts...struck out 58 batters in only 40.2 innings of work...was promoted to Single-A Peoria and made three starts...**PERSONAL:** Originally selected by St. Louis in the 34th round of the 2000 First-Year Player Draft.

Year	Team	W	L	ERA	G	GS	CG	SHO	GF	SV	IP	H	R	ER	HR	HB	BB	IBB	SO	WP	BK
2001	Johnson City	1	1	2.66	9	9	0	0	0	0	40.2	26	17	12	1	3	21	0	58	9	5
	Peoria	0	1	3.95	3	3	0	0	0	0	13.2	14	9	6	1	0	10	0	15	2	1
2002	Peoria	15	3	2.00	22	18	0	0	1	0	121.1	96	35	27	7	5	52	1	132	8	4
2003	Palm Beach	5	5	3.08	22	10	0	0	3	0	79.0	79	29	27	2	1	38	2	81	8	0
	Tennessee	1	0	1.65	20	0	0	0	6	0	27.1	16	7	5	1	3	15	1	39	0	0
2004	Tennessee	2	2	4.79	53	0	0	0	21	4	56.1	48	32	30	4	3	37	1	77	8	0
2005	Memphis	2	1	4.27	57	0	0	0	15	7	59.0	51	31	28	6	3	26	0	77	2	0
	ST. LOUIS	0	0	0.00	5	0	0	0	1	0	2.2	3	0	0	0	0	3	0	4	0	0
2006	Memphis	0	0	8.64	8	0	0	0	0	0	8.1	12	8	8	1	0	4	0	8	1	0
	ST. LOUIS	2	4	4.95	56	0	0	0	12	0	36.1	33	21	20	5	4	23	2	37	2	0
2007	ST. LOUIS	1	1	4.03	55	0	0	0	6	0	38.0	31	18	17	4	3	16	2	24	2	0
	Memphis	0	0	0.00	1	0	0	0	0	0	1.0	0	0	0	0	0	0	0	1	0	0
	Springfield	0	0	3.00	3	1	0	0	0	0	3.0	2	1	1	0	0	2	0	3	0	0
2009	Tacoma	0	1	27.00	4	0	0	0	0	0	2.2	8	9	8	2	0	2	0	1	0	0
<b>Minor League Totals</b>		<b>26</b>	<b>13</b>	<b>3.16</b>	<b>198</b>	<b>41</b>	<b>0</b>	<b>0</b>	<b>46</b>	<b>11</b>	<b>409.2</b>	<b>344</b>	<b>169</b>	<b>144</b>	<b>23</b>	<b>17</b>	<b>195</b>	<b>5</b>	<b>491</b>	<b>38</b>	<b>10</b>
<b>Major League Totals</b>		<b>3</b>	<b>6</b>	<b>5.08</b>	<b>120</b>	<b>0</b>	<b>0</b>	<b>0</b>	<b>19</b>	<b>0</b>	<b>79.2</b>	<b>75</b>	<b>48</b>	<b>45</b>	<b>11</b>	<b>7</b>	<b>44</b>	<b>4</b>	<b>66</b>	<b>4</b>	<b>0</b>

Farm System

## Kandilas, David

## Outfielder

**HT:** 6-2      **WT:** 185      **B/T:** R/R      **Hometown:** Dolans Bay, AUS  
**Born:** September 14, 1990 in Sydney, AUS      **School:** N/A

**Obtained:** Signed as a non-drafted free agent April 9, 2008.

**2011:** In his third season with Casper set career marks in every offensive category...led the Ghosts in average, at-bats, runs, hits, doubles, triples and stolen bases...led the Pioneer League in triples, was seventh in average and had the lowest PA/K (6.43)...was named a Pioneer League Postseason All-Star...hit for the cycle on 6/24 at Ogden, the first cycle in the PL since 2007 and the first in the Rockies farm system since Joe Koshansky had two in 2008 for Colorado Springs...**2010:** Spent his second professional season at Rookie Level Casper where, despite playing one fewer game than in 2009, he set career highs in every offensive category...played all three outfield positions but saw the majority of his time in right field...played for the Sydney Blue Sox in the Australian Baseball League...**2009:** Spent his first professional season with Casper as one of the club's outfielders...played at all three outfield positions...hit .292 (7-for-24) with 2 triples and 6 RBI in 8 games in the month of September...**PERSONAL:** Signed on April 9, 2008 by Rockies scout Phil Allen.

Year	Team	AVG	G	AB	R	H	2B	3B	HR	RBI	SAC	SF	HBP	BB	IBB	SO	SB	CS	GDP	OBP	SLG
2009	Casper	.205	29	78	10	16	1	2	0	10	0	1	0	8	0	13	5	1	2	.276	.269
2010	Casper	.262	28	107	16	28	3	2	2	15	2	1	0	5	0	24	5	2	0	.292	.383
2011	Casper	.327	61	248	51	81	17	10	6	35	4	1	4	26	0	44	15	6	1	.398	.548
<b>Minor League Totals</b>		<b>.289</b>	<b>118</b>	<b>433</b>	<b>77</b>	<b>125</b>	<b>21</b>	<b>14</b>	<b>8</b>	<b>60</b>	<b>6</b>	<b>3</b>	<b>4</b>	<b>39</b>	<b>0</b>	<b>81</b>	<b>25</b>	<b>9</b>	<b>3</b>	<b>.351</b>	<b>.457</b>





## Kern, Bruce

HT: 6-1

WT: 180

B/T: R/R

Hometown: Yaphank, NY

Born: April 24, 1988 in Stony Brook, NY

School: St. Johns University

Obtained: Selected in the 23rd round of the 2010 First-Year Player Draft.

**2011:** Was a late-inning reliever for Low-A Asheville in his second professional season...appeared in the second-most games among Tourists and in the South Atlantic League behind teammate Juan Perez...had the fifth-lowest BB/9.0 (1.93) among SAL relievers...did not allow an earned run until his eighth outing of the season, a span of 9.2 innings without an earned run...finished the season in the closer role, collecting saves in seven of his eight save opportunities down the stretch...**2010:** Spent his first professional season with Rookie Level Casper where he made 14 appearances/4 starts for the Ghosts...started the season making four straight starts before being moved to the bullpen...in his 4 starts went 0-2, 5.54 (13.0 ip, 8 er) and in 10 relief appearances went 0-1, 4.12 (19.2 ip, 9 er)...**PERSONAL:** Signed on June 11, 2010 by Rockies scout Mike Garlatti.

Year	Team	W	L	ERA	G	GS	CG	SHO	GF	SV	IP	H	R	ER	HR	HB	BB	IBB	SO	WP	BK
2010	Casper	0	3	4.68	14	4	0	0	2	1	32.2	51	26	17	4	1	9	0	24	1	0
2011	Asheville	6	6	3.74	54	0	0	0	25	10	74.2	79	38	31	5	3	17	1	68	7	0
<b>Minor League Totals</b>		<b>6</b>	<b>9</b>	<b>4.02</b>	<b>68</b>	<b>4</b>	<b>0</b>	<b>0</b>	<b>27</b>	<b>11</b>	<b>107.1</b>	<b>130</b>	<b>64</b>	<b>48</b>	<b>9</b>	<b>4</b>	<b>26</b>	<b>1</b>	<b>92</b>	<b>8</b>	<b>0</b>

## Right-Handed Pitcher

## Kuo, Sheng-An

HT: 6-2

WT: 190

B/T: R/R

Hometown: Tainan, Taiwan

Born: January 1, 1986 in Tainan, Taiwan

School: N/A

Obtained: Signed as a non-drafted free agent on January 11, 2007.

**2011:** Converted 10 saves in his first season with High-A Modesto...began the season with six-straight save conversions, not allowing a run in 11 straight outings (11.0 ip)...led all Nuts and finished fourth in the California League in games finished...**2010:** Spent his entire fourth season with Low-A Asheville where he was used solely as a late-inning reliever for the first time in his career...recorded his first save in his first opportunity 5/15...was named a South Atlantic League Mid-Season All-Star after he went 2-0, 2.81 in 22 outings with six saves in seven opportunities in the first half...blew just three saves in his 23 save opportunities on the season...set career highs in appearances...finished with the third-most saves in the South Atlantic League and also second in games and fourth in games finished...his 20 saves were the second-most in the Rockies organization...his 55 appearances were second-most on the Tourists while his 38 games finished were 19 more than any other Asheville pitcher...**2009:** Spent the entire season with Short Season Tri-City in the clubs rotation...was most effective late in the season, as he went 3-1, 2.10 (30.0 ip, 7 er) in 6 games/4 starts combined in August and September...**2008:** Spent the majority of the season with Asheville before being transferred to Tri-City in August...was part of the Asheville rotation for most of the season, making 21 starts for the club...went 8-3 with a 3.64 ERA (71.2 ip, 29 er) prior to the All-Star break and 1-4, 7.78 (41.2 ip, 36 er) after the break...his nine wins were tied for third-most in Asheville...made three starts for Tri-City in August...tossed 7.1 innings of shutout ball with nine strikeouts in his final start of the season...**2007:** Spent his first professional season with the Tri-City Dust Devils...went 5-4, 4.69 (71.0 ip, 37 er) in 15 games/14 starts...had just four quality starts...was 2-4 over his first eight starts, but earned wins in his last three decisions...struckout a season-high seven batters in three consecutive games from 6/24-7/4...also fanned seven on 8/26...**PERSONAL:** Signed by Rockies scout Ming Harber.

Year	Team	W	L	ERA	G	GS	CG	SHO	GF	SV	IP	H	R	ER	HR	HB	BB	IBB	SO	WP	BK
2007	Tri-City	5	4	4.69	15	14	0	0	0	0	71.0	73	41	37	4	5	32	0	58	6	2
2008	Asheville	9	7	5.16	24	21	0	0	0	0	113.1	132	83	65	15	4	65	0	79	8	3
	Tri-City	1	2	5.40	3	3	0	0	0	0	13.1	14	8	8	0	0	3	0	17	1	0
2009	Tri-City	4	3	5.12	15	13	0	0	1	0	65.0	81	47	37	4	3	23	0	50	7	1
2010	Asheville	3	1	4.87	55	0	0	0	38	20	61.0	60	40	33	9	8	22	0	60	9	0
2011	Modesto	3	3	6.66	48	0	0	0	35	10	51.1	50	40	38	8	12	19	1	46	7	0
<b>Minor League Totals</b>		<b>25</b>	<b>20</b>	<b>5.23</b>	<b>160</b>	<b>51</b>	<b>0</b>	<b>0</b>	<b>74</b>	<b>30</b>	<b>375.0</b>	<b>410</b>	<b>259</b>	<b>218</b>	<b>40</b>	<b>32</b>	<b>164</b>	<b>1</b>	<b>310</b>	<b>38</b>	<b>6</b>

## Right-Handed Pitcher

## Langfels, Jayson

HT: 6-2

WT: 205

B/T: R/R

Hometown: Lexington, KY

Born: August 17, 1988 in Lexington, KY

School: Eastern Kentucky University

Obtained: Selected in the 16th round of the 2010 First-Year Player Draft.

**2011:** Spent his second professional season with Tri-City...bettered his numbers in every category from the previous season as the Dust Devils every day third baseman...his five triples were second-most on the club...**2010:** Spent his first professional season with Short Season Tri-City where he started 43 games at third base, more than any other Dust Devil...**PERSONAL:** Signed on June 11, 2010 by Rockies scout Scott Corman.

Year	Team	AVG	G	AB	R	H	2B	3B	HR	RBI	SAC	SB	BB	IBB	SO	SB	CS	GIDP	OBP	SLG	
2010	Tri-City	.166	44	145	11	24	4	2	4	11	1	0	0	10	0	61	2	3	6	.219	.303
2011	Tri-City	.233	52	176	27	41	7	5	5	24	1	1	4	19	0	56	6	2	2	.320	.415
<b>Minor League Totals</b>		<b>.202</b>	<b>96</b>	<b>321</b>	<b>38</b>	<b>65</b>	<b>11</b>	<b>7</b>	<b>9</b>	<b>35</b>	<b>2</b>	<b>1</b>	<b>4</b>	<b>29</b>	<b>0</b>	<b>117</b>	<b>8</b>	<b>5</b>	<b>8</b>	<b>.276</b>	<b>.364</b>

## Infielder

## Laurent, Chandler

HT: 5-10

WT: 180

B/T: R/R

Hometown: Lacombe, LA

Born: October 17, 1987 in Slidell, LA

School: Delgado College (LA)

Obtained: Selected in the 21st round of the 2009 First-Year Player Draft.

**2011:** Played all three outfield positions, spending most of his time in left field for Low-A Asheville...had career numbers in at-bats, hits, doubles, home runs, RBI and stolen bases in his third professional season...had the third-highest slugging percentage among Tourists...hit .385 over his first 10 games and finished the season hitting .341 over his final 10 games...**2010:** Began the season with Short Season Tri-City...set career highs in nearly every offensive category with Tri-City...led the Dust Devils in home runs, RBI, slugging percentage and total bases...transferred to High-A Modesto in late August where he spent the remainder of the season in right field for the Nuts...**2009:** Played his first professional season with the Casper Ghosts as the club's regular right-fielder...hit .292 (61-for-209) with 21 extra base hits and 30 RBI...tied for

the club lead with 6 triples...combined to hit .326 (31-for-95) while hitting in the 5th and 6th batting slots in the lineup...**PERSONAL:** Signed on June 12, 2009 by Rockies scout Damon Iannelli.

Year	Team	AVG	G	AB	R	H	2B	3B	HR	RBI	SAC	SF	HBP	BB	IBB	SO	SB	CS	GDP	OBP	SLG
2009	Casper	.292	60	209	37	61	12	6	3	30	4	3	3	14	1	57	8	3	4	.341	.450
2010	Tri-City	.263	59	232	44	61	14	4	11	36	2	4	7	17	1	71	14	5	4	.327	.500
	Modesto	.259	9	27	7	7	2	0	0	0	0	0	0	2	0	8	2	0	1	.310	.333
2011	Asheville	.284	80	303	52	86	21	3	15	50	0	2	9	26	0	97	17	5	4	.356	.521
<b>Minor League Totals</b>		<b>.279</b>	<b>208</b>	<b>771</b>	<b>140</b>	<b>215</b>	<b>49</b>	<b>13</b>	<b>29</b>	<b>116</b>	<b>6</b>	<b>9</b>	<b>19</b>	<b>59</b>	<b>2</b>	<b>233</b>	<b>41</b>	<b>13</b>	<b>13</b>	<b>.341</b>	<b>.489</b>

## Leon, Carlos

## Right-Handed Pitcher

**HT:** 6-1 **WT:** 175 **B/T:** R/R **Hometown:** Miranda, VZ  
**Born:** April 10, 1992 in Miranda, VZ **School:** N/A

**Obtained:** Signed as a non-drafted free agent on February 8, 2010.

**2011:** Had the second-lowest ERA and WHIP (0.99) among DSL Rockies relievers in his second professional season.....**2010:** Spent his first professional season with the Rockies DSL club...was used mainly in relief but made one start...held opponents scoreless in 7 of his 11 bullpen appearances...**PERSONAL:** Signed on February 8, 2010 by Rockies scouts Rolando Fernandez and Francisco Cartava.

Year	Team	W	L	ERA	G	GS	CG	SHO	GF	SV	IP	H	R	ER	HR	HB	BB	IBB	SO	WP	BK
2010	Rockies (DSL)	2	1	3.09	12	1	0	0	2	0	23.1	23	9	8	1	6	10	1	15	0	0
2011	Rockies (DSL)	2	0	1.78	21	0	0	0	5	2	35.1	26	10	7	1	3	9	0	26	4	1
<b>Minor League Totals</b>		<b>4</b>	<b>1</b>	<b>2.30</b>	<b>33</b>	<b>1</b>	<b>0</b>	<b>0</b>	<b>7</b>	<b>2</b>	<b>58.2</b>	<b>49</b>	<b>19</b>	<b>15</b>	<b>2</b>	<b>9</b>	<b>19</b>	<b>1</b>	<b>41</b>	<b>4</b>	<b>1</b>

## Lezama, Angel

## Right-Handed Pitcher

**HT:** 6-1 **WT:** 160 **B/T:** R/R **Hometown:** Sucre, VZ  
**Born:** March 1, 1994 in Sucre, VZ **School:** N/A

**Obtained:** Signed as a non-drafted free agent on July 3, 2010.

**2011:** In his first professional season began the year with one relief outing before starting 12 games in a row...tossed a complete game shutout 6/27 (7.0 ip), one of two DSL Rockies pitchers to toss a shutout...**2010:** Signed for next season...**PERSONAL:** Signed on July 3, 2010 by Rockies scouts Rolando Fernandez and Carlos Gomez.

Year	Team	W	L	ERA	G	GS	CG	SHO	GF	SV	IP	H	R	ER	HR	HB	BB	IBB	SO	WP	BK
2011	Rockies (DSL)	4	4	2.03	13	12	1	1	0	0	66.2	56	27	15	2	5	5	0	59	4	0
<b>Minor League Totals</b>		<b>4</b>	<b>4</b>	<b>2.03</b>	<b>13</b>	<b>12</b>	<b>1</b>	<b>1</b>	<b>0</b>	<b>0</b>	<b>66.2</b>	<b>56</b>	<b>27</b>	<b>15</b>	<b>2</b>	<b>5</b>	<b>5</b>	<b>0</b>	<b>59</b>	<b>4</b>	<b>0</b>

## Lopez, Omarlin

## Right-Handed Pitcher

**HT:** 6-2 **WT:** 170 **B/T:** R/R **Hometown:** Payita, Nagua, DR  
**Born:** October 8, 1994 in Payita, Nagua, DR **School:** N/A

**Obtained:** Signed as a non-drafted free agent on January 16, 2012.

**2012:** Signed for the 2012 season.

## Mahon, Logan

## Left-Handed Pitcher

**HT:** 6-2 **WT:** 195 **B/T:** L/L **Hometown:** St. Elmo, IL  
**Born:** September 5, 1988 in St. Elmo, IL **School:** Southeast Missouri State

**Obtained:** Selected in the 22nd round of the 2011 First-Year Player Draft.

**2011:** Spent his first professional season with Rookie Level Casper...**PERSONAL:** Signed by Rockies scout Mark Germann.

Year	Team	W	L	ERA	G	GS	CG	SHO	GF	SV	IP	H	R	ER	HR	HB	BB	IBB	SO	WP	BK
2011	Casper	0	0	4.50	5	0	0	0	1	0	6.0	6	3	3	0	0	4	0	6	2	0
<b>Minor League Totals</b>		<b>0</b>	<b>0</b>	<b>4.50</b>	<b>5</b>	<b>0</b>	<b>0</b>	<b>0</b>	<b>1</b>	<b>0</b>	<b>6.0</b>	<b>6</b>	<b>3</b>	<b>3</b>	<b>0</b>	<b>0</b>	<b>4</b>	<b>0</b>	<b>6</b>	<b>2</b>	<b>0</b>

## Marbry, Michael

## Right-Handed Pitcher

**HT:** 6-3 **WT:** 185 **B/T:** R/R **Hometown:** Chapel Hill, NC  
**Born:** September 3, 1984 in Chapel Hill, NC **School:** UNC Wilmington

**Obtained:** Signed as a minor league free agent on August 10, 2007.

**2011:** Worked strictly in relief for his fifth-straight season and his second season in Modesto...earned 16 saves in 20 opportunities for the Nuts, including converting seven straight save opportunities from 8/1-15...finished the season fifth in the California League in games finished, fourth in saves and fourth among CL relievers with 2.23 BB/9.0 IP...**2010:** Spent the entire season with High-A Modesto, his first stop with the Nuts...made 23 appearances out of the bullpen for the Nuts before being placed on the disabled list 6/25 for the remainder of the season...**2009:** Spent the season with Asheville as one of the club's relievers...went 5-3 with 2 saves and a 3.46 ERA (65.0 ip, 25 er)...had a 2.04 ground-out to fly-out ratio, as well as nearly a 4:1 strikeout to walk ratio (54 so, 15 bb)...finished the season by allowing just 3 earned runs in his final 15 appearances (19.2 ip)...**2008:** Spent the entire season with Tri-City, going 2-0, 2.01 (31.1 ip, 7 er)...led the club with 6 holds...did not allow his first earned run until 7/29...**2007:** Made pitching debut with the Rockies' Single-A team in Asheville and posted no record with a 14.54 ERA (4.1 ip, 7 er) in 5 relief appearances after beginning professional career as a shortstop in Braves system...**2006:** Signed as a non-drafted free agent with Atlanta, 7/31/2006...spent the season with the GCL Braves hitting .130 in 10 games and playing shortstop.

Year	Team	W	L	ERA	G	GS	CG	SHO	GF	SV	IP	H	R	ER	HR	HB	BB	IBB	SO	WP	BK
2007	Asheville	0	0	14.54	5	0	0	0	3	0	4.1	10	7	7	2	0	3	0	2	1	0
2008	Tri-City	2	0	2.01	20	0	0	0	5	0	31.1	33	12	7	1	2	10	1	21	3	0
2009	Asheville	5	3	3.46	46	0	0	0	20	2	65.0	67	27	25	1	0	15	1	54	2	0
2010	Modesto	3	1	4.28	23	0	0	0	7	0	33.2	38	16	16	3	1	7	1	39	4	0
2011	Modesto	5	3	2.92	50	0	0	0	34	16	64.2	58	27	21	5	1	20	4	66	5	1
<b>Minor League Totals</b>		<b>15</b>	<b>7</b>	<b>3.44</b>	<b>144</b>	<b>0</b>	<b>0</b>	<b>0</b>	<b>69</b>	<b>18</b>	<b>199.0</b>	<b>206</b>	<b>89</b>	<b>76</b>	<b>12</b>	<b>4</b>	<b>55</b>	<b>7</b>	<b>182</b>	<b>15</b>	<b>1</b>

Farm System



**MARBRY** continued

Year	Team	AVG	G	AB	R	H	2B	3B	HR	RBI	SAC	SF	HBP	BB	IBB	SO	SB	CS	GIDP	OBP	SLG
2006	GCL Braves	.130	10	23	4	3	1	0	0	0	0	0	0	4	0	10	0	0	1	.259	.174
<b>Minor League Totals</b>		<b>.130</b>	<b>10</b>	<b>23</b>	<b>4</b>	<b>3</b>	<b>1</b>	<b>0</b>	<b>0</b>	<b>0</b>	<b>0</b>	<b>0</b>	<b>0</b>	<b>4</b>	<b>0</b>	<b>10</b>	<b>0</b>	<b>0</b>	<b>1</b>	<b>.259</b>	<b>.174</b>

**Marte, Hamlet**

**Catcher**

**HT:** 5-10      **WT:** 180      **B/T:** R/R      **Hometown:** Salcedo, DR  
**Born:** February 3, 1994 in Salcedo, DR      **School:** N/A  
**Obtained:** Signed as a non-drafted free agent on February 16, 2011.  
**2011:** Spent his first professional season with the DSL Rockies, primarily as a designated hitter but also saw action as catcher in six games...**PERSONAL:** Signed by Rockies scouts Rolando Fernandez and Jhonathan Leyba.

Year	Team	AVG	G	AB	R	H	2B	3B	HR	RBI	SAC	SF	HBP	BB	IBB	SO	SB	CS	GIDP	OBP	SLG
2011	Rockies (DSL)	.181	27	72	5	13	8	0	0	7	1	2	4	8	0	18	0	1	2	.291	.292
<b>Minor League Totals</b>		<b>.181</b>	<b>27</b>	<b>72</b>	<b>5</b>	<b>13</b>	<b>8</b>	<b>0</b>	<b>0</b>	<b>7</b>	<b>1</b>	<b>2</b>	<b>4</b>	<b>8</b>	<b>0</b>	<b>18</b>	<b>0</b>	<b>1</b>	<b>2</b>	<b>.291</b>	<b>.292</b>

**Martinez, Carlos**

**Infielder**

**HT:** 5-11      **WT:** 180      **B/T:** R/R      **Hometown:** San Pedro de Macoris, DR  
**Born:** September 22, 1988 in San Pedro de Macoris, DR      **School:** N/A  
**Obtained:** Signed as a non-drafted free agent on July 2, 2005.  
**2011:** Spent the entire season with High-A Modesto where he played all four infield positions, but saw the most time between the two middle infield positions...set a career-high with six home runs and his 29 RBI were second to his first professional season (29 with DSL)...**2010:** Played 10 games for Short Season Tri-City before being transferred to Low-A Asheville on 4/6...played every infield position for the Tourists...spent the most time at shortstop where he hit .269...**2009:** Played the entire season with Asheville as one of the club's regular middle infielders, spending the majority of his time at shortstop...hit just .197 (58-for-295) in 91 games...hit .224 (30-for-134) after the All-Star break and .174 (28-for-161) prior to the break...**2008:** Spent the season as Rookie Level Casper's everyday shortstop and led the club with 21 steals...his 27 RBI were the third-most on the club, while his 41 runs scored were the second-most...hit .337 (30-for-89) off lefties and .255 (41-for-161) off righties...posted 19 multi-hit contests...**2007:** Batted .200 (28-for-140) with one home run and 10 RBI in 45 games for the Ghosts...had just nine multi-hit games...played the majority of his games at shortstop (28), but also appeared in 13 games at second base...**2006:** Spent first professional season with the DSL Rockies...ranked second on the club in RBI and tied for third with 11 doubles...the club's starting shortstop played 57 games at the position, posting a .913 fielding percentage (22 e/254 tc)...**PERSONAL:** Signed on July 2, 2005 by Rockies scouts Rolando Fernandez, Felix Feliz and Frank Rola.

Year	Team	AVG	G	AB	R	H	2B	3B	HR	RBI	SAC	SF	HBP	BB	IBB	SO	SB	CS	GIDP	OBP	SLG
2006	Rockies (DSL)	.221	57	213	22	47	11	1	1	29	1	10	13	0	38	13	7	4	.295	.296	
2007	Casper	.200	45	140	15	28	2	1	1	10	3	1	5	3	0	37	2	4	5	.242	.250
2008	Casper	.284	65	250	41	71	14	3	2	27	4	1	5	21	0	54	21	8	7	.350	.388
2009	Asheville	.197	91	295	33	58	12	1	0	19	5	2	9	14	1	92	12	6	6	.253	.244
2010	Tri-City	.286	10	42	7	12	3	0	1	3	0	0	0	2	0	12	0	2	2	.318	.429
	Asheville	.274	44	164	23	45	9	1	3	19	0	1	4	19	0	54	11	5	4	.362	.396
2011	Modesto	.212	78	236	25	50	11	1	6	28	3	3	6	19	0	63	7	6	8	.284	.343
<b>Minor League Totals</b>		<b>.232</b>	<b>390</b>	<b>1340</b>	<b>166</b>	<b>311</b>	<b>62</b>	<b>8</b>	<b>14</b>	<b>135</b>	<b>16</b>	<b>9</b>	<b>39</b>	<b>91</b>	<b>1</b>	<b>350</b>	<b>66</b>	<b>38</b>	<b>36</b>	<b>.298</b>	<b>.322</b>

**Martinez, David**

**Right-Handed Pitcher**

**HT:** 6-0      **WT:** 150      **B/T:** R/R      **Hometown:** Charallave, VZ  
**Born:** February 14, 1995 in Charallave, VZ      **School:** N/A  
**Obtained:** Signed as a non-drafted free agent on September 16, 2011.  
**2011:** Signed for next season...**PERSONAL:** Signed by Rockies scouts Rolando Fernandez and Orlando Medina.

**Massanari, Bryce**

**Catcher**

**HT:** 6-2      **WT:** 230      **B/T:** R/R      **Hometown:** Las Vegas, NV  
**Born:** April 29, 1986 in Las Vegas, NV      **School:** University of Georgia  
**Obtained:** Selected in the 30th round of the 2009 First-Year Player Draft.  
**2011:** Played first base, catcher and designated hitter in his second professional season...spent the whole season with Low-A Asheville where he was named the South Atlantic League Player of the Week for 4/18-24 and also a SAL Mid-Season All-Star...hit .409 (47-for-115) as catcher and .320 (16-for-50) as first baseman...hit nearly the same vs. left (.329, 23-for-70) as vs. right (.328, 62-for-189)...led the team in average and on-base percentage and was second in slugging percentage...spent nearly the entire second half on the disabled list, from 7/10-end of the season...**2010:** Split time behind the plate at Short Season Tri-City in his first professional season...**2009:** Did not play after being drafted...**PERSONAL:** Signed on July 15, 2009 by Rockies scout Alan Matthews.

Year	Team	AVG	G	AB	R	H	2B	3B	HR	RBI	SAC	SF	HBP	BB	IBB	SO	SB	CS	GIDP	OBP	SLG
2010	Tri-City	.242	61	227	23	55	12	0	6	23	2	1	4	24	1	46	1	1	12	.324	.374
2011	Asheville	.328	69	259	44	85	19	0	14	43	0	2	7	35	1	64	0	0	9	.419	.564
<b>Minor League Totals</b>		<b>.288</b>	<b>130</b>	<b>486</b>	<b>67</b>	<b>140</b>	<b>31</b>	<b>0</b>	<b>20</b>	<b>66</b>	<b>2</b>	<b>3</b>	<b>11</b>	<b>59</b>	<b>2</b>	<b>110</b>	<b>1</b>	<b>1</b>	<b>21</b>	<b>.376</b>	<b>.475</b>

**Massey, Tyler**

**Outfielder**

**HT:** 6-0      **WT:** 205      **B/T:** L/L      **Hometown:** Chattanooga, TN  
**Born:** July 21, 1989 in Chattanooga, TN      **School:** The Baylor Schools (TN) HS  
**Obtained:** Selected in the 14th round of the 2008 First-Year Player Draft.  
**2011:** Began his fourth professional season with Low-A Asheville...was transferred to Short Season Tri-City in mid-June where he spent the rest of the season as the Dust Devils primary left fielder, also seeing time at first base...was third in the Northwest League in at-bats, RBI and fifth in games and total bases (109)...**2010:** Spent his second season with Asheville where he had the second-most outfield starts on the team....recorded the second-lowest batting average amount

Tourists...**2009**: Played the entire season with Asheville as one of the club's regular corner outfielders...the left-hander hit .260 (20-for-77) vs. lefties and .211 (69-for-327) vs. righties...**2008**: Spent his first professional season with Rookie Level Casper playing mostly left field...hit .238 (5-for-21) off lefties and .265 (13-for-49) off righties...posted 4 multi-hit efforts...tabbed by *Baseball America* as the 14th-best prospect in the Colorado system...**PERSONAL**: Signed on July 22, 2008 by Rockies scout Scott Corman.

Year	Team	AVG	G	AB	R	H	2B	3B	HR	RBI	SAC	SF	HBP	BB	IBB	SO	SB	CS	GDP	OBP	SLG
2008	Casper	.257	19	70	7	18	4	0	1	5	0	0	1	1	0	18	5	3	2	.278	.357
2009	Asheville	.220	110	404	31	89	12	5	2	38	3	5	1	23	1	100	8	9	12	.261	.290
2010	Asheville	.209	100	354	31	74	15	6	3	26	2	1	5	25	2	90	6	7	9	.270	.311
2011	Asheville	.200	20	65	8	13	5	0	0	10	1	0	1	4	0	19	3	0	0	.257	.277
	Tri-City	.284	68	257	41	73	15	0	7	46	1	4	4	21	1	51	12	5	5	.343	.424
<b>Minor League Totals</b>		<b>.232</b>	<b>317</b>	<b>1150</b>	<b>118</b>	<b>267</b>	<b>51</b>	<b>11</b>	<b>13</b>	<b>125</b>	<b>7</b>	<b>10</b>	<b>12</b>	<b>74</b>	<b>4</b>	<b>278</b>	<b>34</b>	<b>24</b>	<b>28</b>	<b>.283</b>	<b>.330</b>

## Matzek, Tyler

## Left-Handed Pitcher

**HT:** 6-3      **WT:** 210      **B/T:** L/L      **Hometown:** Mission Viejo, CA  
**Born:** October 19, 1990 in Laguna Beach, CA      **School:** Capistrano Valley (CA) HS  
**Obtained:** Selected in the first round (11th overall) of the 2009 First-Year Player Draft.

**2011:** Made 22 starts between High-A Modesto and Low-A Asheville...struckout a career-high 13 batters 8/26...finished 2011 with four-straight 7.0-inning outings...was named the South Atlantic League Pitcher of the Week 8/22-28...was named the 17th-best prospect in the SAL by *Baseball America* following the season...**2010:** Played his first professional season with Asheville where he made his Minor League debut on 5/24, allowing one hit over 5.0 innings...tossed two hitless and scoreless outings, 6/24 (5.2 ip) and 8/7 (6.0 ip)...7 of his 18 starts were quality...had the lowest ERA (2.92) among all regular Asheville starters...held lefties to a .176 average and righties to a .213 average...was named the SAL Pitcher of the Week, 8/9...was on the disabled list 8/19-28...was rated the top prospect in the Rockies system by *Baseball America* and No. 33 among Top 50 Prospects by *MLB.com* entering 2011 season...**2009:** Did not play after being drafted...was named the top prospect in the Rockies organization by *Baseball America*...was also deemed to have the best fastball among Rockies prospects by the same publication...**PERSONAL:** Signed on August 17, 2009 by Rockies scout Jon Lukens.

Year	Team	W	L	ERA	G	GS	CG	SHO	GF	SV	IP	H	R	ER	HR	HB	BB	IBB	SO	WP	BK
2010	Asheville	5	1	2.92	18	18	0	0	0	0	89.1	62	31	29	6	4	62	0	88	7	3
2011	Modesto	0	3	9.82	10	10	0	0	0	0	33.0	34	37	36	5	2	46	0	37	5	0
	Asheville	5	4	4.36	12	12	0	0	0	0	64.0	45	35	31	3	2	50	0	74	14	0
<b>Minor League Totals</b>		<b>10</b>	<b>8</b>	<b>4.64</b>	<b>40</b>	<b>40</b>	<b>0</b>	<b>0</b>	<b>0</b>	<b>0</b>	<b>186.1</b>	<b>141</b>	<b>103</b>	<b>96</b>	<b>14</b>	<b>8</b>	<b>158</b>	<b>0</b>	<b>199</b>	<b>26</b>	<b>3</b>

## Mayo, Vianney

## Right-Handed Pitcher

**HT:** 6-2      **WT:** 200      **B/T:** R/R      **Hometown:** Maracay, VZ  
**Born:** April 6, 1990 in Maracay, VZ      **School:** N/A

**Obtained:** Signed as a non-drafted free agent on January 5, 2007.  
**2011:** Spent the entire season with Short Season Tri-City where he made nine starts before being placed on the disabled list 8/16 for the rest of the season...pitched for La Guaira in the Venezuelan Winter League during the offseason...**2010:** Began the season with the Rockies DSL club where he made 12 appearances and two starts...held righties to a .108 average (7-for-65)...transferred to Rookie Level Casper 7/19 where he made 11 appearances...**2009:** Did not play in 2009...**2008:** Spent the entire season with the DSL Rockies as a starter and reliever...went 2-1, 5.09 (23.0 ip, 13 er) in 11 relief appearances and 0-3, 9.20 (14.2 ip, 15 er) in 4 starts...**2007:** Spent first professional season with the Rockies' Dominican Summer League...posted an 0-3 record with a 5.75 ERA (20.1 ip, 13 er) in 12 games/5 starts...started 4 straight games from 7/4-27...went 0-1, 6.52 (9.2 ip, 7 er) in 7 relief games and 0-2, 5.06 (10.2 ip, 6 er) in 5 starts...**PERSONAL:** Signed on January 5, 2007 by Rockies scouts Rolando Fernandez, Francisco Cartaya and Orlando Medina.

Year	Team	W	L	ERA	G	GS	CG	SHO	GF	SV	IP	H	R	ER	HR	HB	BB	IBB	SO	WP	BK
2007	Rockies (DSL)	0	3	5.75	12	5	0	0	0	0	20.1	18	16	13	0	3	17	0	12	6	0
2008	Rockies (DSL)	2	4	6.69	15	4	0	0	2	0	37.2	35	31	28	1	6	21	0	44	8	0
- DID NOT PLAY - INJURED																					
2010	Rockies (DSL)	4	2	1.39	12	2	0	0	3	0	32.1	15	7	5	1	3	9	1	25	4	0
	Casper	1	0	3.80	11	0	0	0	4	0	21.1	22	12	9	0	2	13	0	22	5	0
2011	Tri-City	2	2	2.58	9	9	0	0	0	0	45.1	49	16	13	1	3	17	0	36	4	0
<b>Minor League Totals</b>		<b>9</b>	<b>11</b>	<b>3.90</b>	<b>59</b>	<b>20</b>	<b>0</b>	<b>0</b>	<b>9</b>	<b>0</b>	<b>157.0</b>	<b>139</b>	<b>82</b>	<b>68</b>	<b>3</b>	<b>17</b>	<b>77</b>	<b>1</b>	<b>139</b>	<b>27</b>	<b>0</b>

## McMurray, Chris

## Catcher

**HT:** 6-1      **WT:** 182      **B/T:** R/R      **Hometown:** Mission Viejo, CA  
**Born:** October 12, 1986 in Mission Viejo, CA      **School:** UC Santa Barbara

**Obtained:** Signed as a Minor League free agent on January 24, 2012.  
**2011:** Played for Carolina and Bakersfield in the Cincinnati system, hitting a combined .179 with 2 doubles and 7 RBI...**2010:** Played in 40 games between two stops, Lynchburg and Carolina in Cincinnati's system...**PERSONAL:** Graduated from Capistrano Valley High School (Mission Viejo, CA)...played collegiately at UC Santa Barbara...originally selected in the 18th round of the 2008 First-Year Player Draft by Cincinnati.

Year	Team	AVG	G	AB	R	H	2B	3B	HR	RBI	SAC	SF	HBP	BB	IBB	SO	SB	CS	GDP	OBP	SLG
2008	Billings	.234	25	77	8	18	2	1	0	13	0	0	1	7	0	16	1	0	2	.306	.286
2009	Billings	.235	26	85	8	20	5	2	3	11	0	0	3	7	0	23	0	0	2	.316	.447
	Sarasota	.080	9	25	0	2	0	0	0	0	0	0	0	1	0	9	0	0	1	.115	.080
2010	Lynchburg	.188	10	32	6	6	2	0	0	1	0	0	1	2	0	8	0	1	0	.257	.250
	Carolina	.241	30	83	9	20	5	0	1	8	3	0	1	3	0	24	0	0	2	.276	.337
2011	Carolina	.179	19	67	8	12	2	0	0	7	1	0	1	4	0	16	0	0	1	.236	.209
	Bakersfield	.000	1	4	0	0	0	0	0	0	0	0	0	0	0	1	0	0	0	.000	.000
<b>Minor League Totals</b>		<b>.209</b>	<b>120</b>	<b>373</b>	<b>39</b>	<b>78</b>	<b>16</b>	<b>3</b>	<b>4</b>	<b>40</b>	<b>4</b>	<b>0</b>	<b>7</b>	<b>24</b>	<b>0</b>	<b>97</b>	<b>1</b>	<b>1</b>	<b>8</b>	<b>.270</b>	<b>.300</b>

# Meaux, Jesse

# Right-Handed Pitcher

**HT:** 6-4      **WT:** 210      **B/T:** R/R      **Hometown:** Glendale, CA  
**Born:** August 8, 1989 in Glendale, CA      **School:** UC Santa Barbara  
**Obtained:** Selected in the 19th round of the 2011 First-Year Player Draft.  
**2011:** Made just one appearance for Short Season Tri-City before being placed on the disabled list 7/20 for the remainder of the season...**PERSONAL:** Signed by Rockies scout Matt Hattabaugh.

Year	Team	W	L	ERA	G	GS	CG	SHO	GF	SV	IP	H	R	ER	HR	HB	BB	IBB	SO	WP	BK
2011	Tri-City	0	0	0.00	1	0	0	0	1	0	2.0	0	0	0	0	1	0	0	2	0	0
<b>Minor League Totals</b>		<b>0</b>	<b>0</b>	<b>0.00</b>	<b>1</b>	<b>0</b>	<b>0</b>	<b>0</b>	<b>1</b>	<b>0</b>	<b>2.0</b>	<b>0</b>	<b>0</b>	<b>0</b>	<b>0</b>	<b>1</b>	<b>0</b>	<b>0</b>	<b>2</b>	<b>0</b>	<b>0</b>

# Medrano, Andres

# Right-Handed Pitcher

**HT:** 6-0      **WT:** 190      **B/T:** R/R      **Hometown:** La Romana, DR  
**Born:** April 10, 1992 in Santo Domingo, DR      **School:** N/A  
**Obtained:** Signed as a non-drafted free agent on January 5, 2011.  
**2011:** Led all DSL Rockies in appearances in his first professional season...his five wins were most among DSL Rockies relievers and his 33 strikeouts were tops among relievers as well...walked just eight batters in 39.0 innings...**PERSONAL:** Signed by Rockies scouts Rolando Fernandez and Jhonathan Leyba.

Year	Team	W	L	ERA	G	GS	CG	SHO	GF	SV	IP	H	R	ER	HR	HB	BB	IBB	SO	WP	BK
2011	Rockies (DSL)	5	2	3.00	32	0	0	0	27	16	39.0	32	14	13	3	5	8	2	33	5	1
<b>Minor League Totals</b>		<b>5</b>	<b>2</b>	<b>3.00</b>	<b>32</b>	<b>0</b>	<b>0</b>	<b>0</b>	<b>27</b>	<b>16</b>	<b>39.0</b>	<b>32</b>	<b>14</b>	<b>13</b>	<b>3</b>	<b>5</b>	<b>8</b>	<b>2</b>	<b>33</b>	<b>5</b>	<b>1</b>

# Mejias, Alving

# Right-Handed Pitcher

**HT:** 6-0      **WT:** 175      **B/T:** R/R      **Hometown:** Maracaibo, VZ  
**Born:** December 26, 1991 in Maracaibo, VZ      **School:** N/A  
**Obtained:** Signed as a non-drafted free agent November 5, 2008.  
**2011:** Spent the entire season with Rookie Level Casper where he made 16 relief outings and three starts...**2010:** Was a starter for Casper where he led the team in starts and wins...**2009:** Pitched his first professional season with the DSL Rockies as one of the club's starting pitchers...led the Rockies with 72.1 innings pitched and 70 strikeouts...his 1.24 ERA also led the Rockies and finished as the fifth-best mark among DSL hurlers...finished with an 11.6 strikeouts/walk ratio, as he walked just 6 compared to his 70 strikeouts...was named a DSL Mid-Season All-Star...**PERSONAL:** Signed on November 5, 2008 by Rockies scouts Rolando Fernandez, Francisco Cartaya and Orlando Medina.

Year	Team	W	L	ERA	G	GS	CG	SHO	GF	SV	IP	H	R	ER	HR	HB	BB	IBB	SO	WP	BK
2009	Rockies (DSL)	5	1	1.24	13	11	1	1	1	0	72.1	51	16	10	0	3	6	0	70	9	0
2010	Casper	6	5	6.81	15	15	0	0	0	0	75.1	107	66	57	5	3	14	0	50	4	0
2011	Casper	0	2	7.49	19	3	0	0	2	0	51.2	82	55	43	8	3	12	0	30	5	0
<b>Minor League Totals</b>		<b>11</b>	<b>8</b>	<b>4.97</b>	<b>47</b>	<b>29</b>	<b>1</b>	<b>1</b>	<b>3</b>	<b>0</b>	<b>199.1</b>	<b>240</b>	<b>137</b>	<b>110</b>	<b>13</b>	<b>9</b>	<b>32</b>	<b>0</b>	<b>150</b>	<b>18</b>	<b>0</b>

# Mende, Sam

# Infielder

**HT:** 6-1      **WT:** 170      **B/T:** R/R      **Hometown:** Clearwater, FL  
**Born:** January 9, 1990 in Aurora, IL      **School:** University of South Florida  
**Obtained:** Selected in the 31st round of the 2011 First-Year Player Draft.  
**2011:** In his first professional season began with Rookie Level Casper where he played primarily third base but also saw time at second base and shortstop...finished tied for third in the Pioneer League in home runs...led the Ghosts in home runs, RBI, slugging percentage and OPS (.952)...transferred to Short Season Tri-City where he finished the season...**PERSONAL:** Signed by Rockies scout John Cedarburg.

Year	Team	AVG	G	AB	R	H	2B	3B	HR	RBI	SAC	SF	HBP	BB	IBB	SO	SB	CS	GIDP	OBP	SLG
2011	Casper	.281	46	171	33	48	11	2	14	39	1	0	5	16	3	52	7	2	1	.359	.614
	Tri-City	.000	1	4	0	0	0	0	0	0	0	0	0	0	0	2	0	0	0	.000	.000
<b>Minor League Totals</b>		<b>.274</b>	<b>47</b>	<b>175</b>	<b>33</b>	<b>48</b>	<b>11</b>	<b>2</b>	<b>14</b>	<b>39</b>	<b>1</b>	<b>0</b>	<b>5</b>	<b>16</b>	<b>3</b>	<b>54</b>	<b>7</b>	<b>2</b>	<b>1</b>	<b>.352</b>	<b>.600</b>

# Mitchell, Michael

# Outfielder

**HT:** 6-1      **WT:** 200      **B/T:** R/R      **Hometown:** Chesapeake, VA  
**Born:** August 24, 1985 in Chesapeake, VA      **School:** University of Virginia  
**Obtained:** Selected in the 25th round of the 2007 First-Year Player Draft.  
**2011:** Spent the entire season at Double-A Tulsa where he saw time in all three outfield positions but primarily in left field...finished tied third among all Drillers with his 16 stole bases...**2010:** Began the season with High-A Modesto where he played 17 games before being transferred to Double-A Tulsa...played all three outfield positions for the Drillers, seeing the most time in left field...**2009:** Spent the entire season with Modesto as one of the club's regular outfielders...hit .226 (77-for-340) with 12 extra base hits...**2008:** Spent his first full season with Low-A Asheville as the club's primary center fielder...led the South Atlantic League with 93 runs scored and finished second in the league to teammate Everth Cabrera in stolen bases with 55...was a SAL All-Star and the starting center fielder for the South team in the All-Star game...**2007:** In his first professional season, ranked first in the Northwest League with 32 stolen bases and second on the Tourists in games played (70)...**PERSONAL:** Signed on June 10, 2007 by Rockies scout Jay Matthews.

Year	Team	AVG	G	AB	R	H	2B	3B	HR	RBI	SAC	SF	HBP	BB	IBB	SO	SB	CS	GIDP	OBP	SLG
2007	Tri-City	.259	70	247	39	64	3	3	0	25	9	3	8	31	0	71	32	11	6	.356	.296
2008	Asheville	.300	127	500	93	150	24	5	4	45	17	1	15	37	1	118	55	9	9	.365	.392
2009	Modesto	.226	118	340	48	77	10	1	1	34	8	1	7	31	0	75	24	7	6	.303	.271
2010	Modesto	.292	17	65	13	19	3	0	0	6	2	2	0	9	0	13	9	1	1	.368	.338
	Tulsa	.230	48	152	18	35	4	3	2	11	4	2	3	17	1	36	10	1	6	.316	.336
2011	Tulsa	.214	81	224	33	48	9	2	3	21	3	1	4	22	0	52	16	5	2	.295	.313
<b>Minor League Totals</b>		<b>.257</b>	<b>461</b>	<b>1528</b>	<b>244</b>	<b>393</b>	<b>53</b>	<b>14</b>	<b>10</b>	<b>142</b>	<b>43</b>	<b>10</b>	<b>37</b>	<b>147</b>	<b>2</b>	<b>365</b>	<b>146</b>	<b>34</b>	<b>30</b>	<b>.335</b>	<b>.330</b>

## Montilla, Manuel

## Right-Handed Pitcher

HT: 6-3 WT: 200 B/T: R/R Hometown: Santo Domingo, DR

Born: September 7, 1991 in Santo Domingo, DR School: N/A

Obtained: Signed as a non-drafted free agent on January 9, 2009.

2011: Spent his third season with the DSL Rockies where he appeared in the second-most games on the club...his 35.2 innings were the second-most among strictly relievers on the Rockies...2010: Spent his second professional season with the DSL Rockies...made 12 appearances/2 starts...allowed 6 earned runs in his two starts compared to 8 earned runs in his 12 relief appearances...2009: Pitched his first professional season with the DSL Rockies, splitting time as a starter and a reliever...began the season in the starting rotation, making 9 starts and going 1-4, 3.06 (32.1 ip, 11 er) in that role...would post a 15.43 ERA (2.1 ip, 4 er) in 4 relief outings...opponents hit .248 (34-for-137) against him on the season...PERSONAL: Signed on January 9, 2009 by Rockies scouts Rolando Fernandez, Jhonathan Leyba and Martin Cabrera.

Year	Team	W	L	ERA	G	GS	CG	SHO	GF	SV	IP	H	R	ER	HR	HB	BB	IBB	SO	WP	BK
2009	Rockies (DSL)	1	4	3.89	13	9	0	0	0	0	34.2	34	29	15	0	7	28	0	27	8	0
2010	Rockies (DSL)	0	2	6.00	12	2	0	0	5	1	21.0	26	16	14	0	2	9	0	13	2	1
2011	Rockies (DSL)	1	3	2.52	23	0	0	0	4	1	35.2	36	17	10	0	7	11	2	26	3	0
<b>Minor League Totals</b>		<b>2</b>	<b>9</b>	<b>3.84</b>	<b>48</b>	<b>11</b>	<b>0</b>	<b>0</b>	<b>9</b>	<b>2</b>	<b>91.1</b>	<b>96</b>	<b>62</b>	<b>39</b>	<b>0</b>	<b>16</b>	<b>48</b>	<b>2</b>	<b>66</b>	<b>13</b>	<b>1</b>

## Morrobél, Eddy

## Infielder

HT: 5-11 WT: 185 B/T: R/R Hometown: Bani, DR

Born: March 26, 1993 in Bani, DR School: N/A

Obtained: Signed as a non-drafted free agent on February 23, 2010.

2011: In his second professional season saw time primarily at first base...2010: Spent his first professional season with the DSL Rockies...PERSONAL: Signed by Rockies scouts Rolando Fernandez, Jhonathan Leyba and Martin Cabrera.

Year	Team	AVG	G	AB	R	H	2B	3B	HR	RBI	SAC	SF	HBP	BB	IBB	SO	SB	CS	GDP	OBP	SLG
2010	Rockies (DSL)	.161	30	87	6	14	2	0	0	4	1	0	0	6	0	19	2	4	0	.215	.184
2011	Rockies (DSL)	.183	25	71	7	13	2	0	2	5	1	0	1	7	0	22	3	2	2	.266	.296
<b>Minor League Totals</b>		<b>.171</b>	<b>55</b>	<b>158</b>	<b>13</b>	<b>27</b>	<b>4</b>	<b>0</b>	<b>2</b>	<b>9</b>	<b>2</b>	<b>0</b>	<b>1</b>	<b>13</b>	<b>0</b>	<b>41</b>	<b>5</b>	<b>6</b>	<b>2</b>	<b>.238</b>	<b>.234</b>

## Mueller, Josh

## Right-Handed Pitcher

HT: 6-4 WT: 215 B/T: R/R Hometown: Columbia, IL

Born: January 18, 1989 in St. Louis, MO School: Eastern Illinois University

Obtained: Selected in the 13th round of the 2010 First-Year Player Draft.

2011: Spent his entire second professional season with Low-A Asheville making 19 starts, which were second-most on the team, and 8 relief appearances...finished the season making 13 straight starts for the Tourists...his 106.1 innings pitched were second-most on Asheville while his six wins were tied for third...2010: Spent his first professional season with Short Season Tri-City...went 0-0, 1.69 (10.2 ip, 2 er) in 5 relief appearances and 2-3, 5.54 (37.1 ip, 23 er) in 9 starts...PERSONAL: Signed on June 14, 2010 by Rockies scout Mark Germann.

Year	Team	W	L	ERA	G	GS	CG	SHO	GF	SV	IP	H	R	ER	HR	HB	BB	IBB	SO	WP	BK
2010	Tri-City	2	3	4.69	14	9	0	0	1	0	48.0	51	30	25	2	1	17	0	36	3	0
2011	Asheville	6	7	5.50	27	19	0	0	1	1	106.1	131	72	65	11	6	48	0	76	6	0
<b>Minor League Totals</b>		<b>8</b>	<b>10</b>	<b>5.25</b>	<b>41</b>	<b>28</b>	<b>0</b>	<b>0</b>	<b>2</b>	<b>1</b>	<b>154.1</b>	<b>182</b>	<b>102</b>	<b>90</b>	<b>13</b>	<b>7</b>	<b>65</b>	<b>0</b>	<b>112</b>	<b>9</b>	<b>0</b>

## Nina, Angelys

## Infielder

HT: 5-11 WT: 165 B/T: R/R Hometown: San Cristobal, DR

Born: November 16, 1988 in San Cristobal, DR School: N/A

Obtained: Signed as a non-drafted free agent on February 9, 2007.

2011: Spent the entire season at High-A Modesto where he set career highs in nearly every offensive category...was the every day second baseman for the Nuts and finished with the fourth-most stolen bases and the fifth-highest batting average...hit .310 vs. left and .290 vs. right...was a .300 hitter in the No. 2 slot in the batting order where he saw the most at-bats throughout the season...had the fewest errors (10) among all Nuts every day infielders...2010: Was the primary second baseman for Low-A Asheville while also hitting in primarily the second spot in the order...was named a South Atlantic All-Star after hitting .286 with 24 RBI and 26 runs in the first half...set career highs in games, at-bats, runs, hits, home runs, RBI and tied his career high in triples and stolen bases...his 24 stolen bases were fifth-most in the Rockies organization...2009: In his first professional season in the States, hit .295 (41-for-139) in 36 games for the Casper Ghosts...was the club's regular second baseman before sustaining an injury in August, which forced him to sit out the remainder of the season...hit .459 (17-for-37) off left-handed pitching, compared to .235 (24-for-102) against righties...2008: Appeared in just 24 games for Casper before being placed on the DL in late July, where he would spend the rest of the season...split time between second and third base...2007: Was the Rockies' best hitter in 2007 as he led the team in average (.323), hits (82), doubles (19) and RBI (43)...went 24-for-32 in stolen base attempts...drove in season-best 5 RBI on 6/26 at the Cubs...PERSONAL: Signed on February 9, 2007 by Rockies scouts Rolando Fernandez, Felix Feliz and Martin Jose.

Year	Team	AVG	G	AB	R	H	2B	3B	HR	RBI	SAC	SF	HBP	BB	IBB	SO	SB	CS	GDP	OBP	SLG
2007	Rockies (DSL)	.323	66	254	33	82	19	3	3	43	8	2	5	23	3	23	24	8	4	.387	.457
2008	Casper	.228	24	79	10	18	4	0	1	6	0	0	0	9	1	14	1	1	1	.307	.316
2009	Casper	.295	36	139	20	41	7	2	1	14	5	0	2	7	0	22	11	5	4	.338	.396
2010	Asheville	.272	103	416	57	113	16	3	4	51	2	4	3	15	0	57	24	7	17	.299	.353
2011	Modesto	.294	112	425	63	125	22	5	5	54	4	5	4	29	1	72	15	10	10	.341	.405
<b>Minor League Totals</b>		<b>.289</b>	<b>341</b>	<b>1313</b>	<b>183</b>	<b>379</b>	<b>68</b>	<b>13</b>	<b>14</b>	<b>168</b>	<b>19</b>	<b>11</b>	<b>14</b>	<b>83</b>	<b>5</b>	<b>188</b>	<b>75</b>	<b>31</b>	<b>36</b>	<b>.335</b>	<b>.392</b>

# Ortega, Rafael

# Outfielder

HT: 5-11 WT: 160 B/T: L/R Hometown: El Tigre, VZ  
Born: May 15, 1991 in El Tigre, VZ School: N/A

Obtained: Signed as a non-drafted free agent January 30, 2008.

2011: Made the jump to Low-A Asheville where he spent the entire season as the starting center fielder and leadoff hitter for the Tourists...set career highs in games, at-bats, runs, hits, doubles, triples, home runs and RBI...was second on the Tourists with a .294 batting average, a mark that was also ninth-best in the South Atlantic League...led Asheville and tied for third in the SAL in triples and also led the Tourists with his 32 stolen bases and 141 hits...after the first month of the season his average never dropped below .250.....2010: Spent his first season in the States with Rookie Level Casper where he was named a Pioneer League Mid- and Postseason All-Star...led the Ghosts in average, games, at-bats, runs, hits, stolen bases and starts in the outfield...also led the Rockies system and was fourth in the Pioneer League in average while his 23 stolen bags, 69 runs and 103 hits were second-most in the PL...2009: Played his entire second professional season with the DSL Rockies as the everyday center fielder...was named to the DSL All-Star team as an outfielder for hitting .324 (83-for-256) with 7 doubles, 8 triples and 39 stolen bases...his 39 steals were the fourth-most in the DSL, while his .324 average was the seventh-best in the league...played the majority of the season as an 18-year old, and finished with more walks (32) than strikeouts (23)...his .809 OPS was the best on the club...2008: Spent his first professional season with the DSL Rockies as one of the clubs regular outfielders...led the Rockies with 17 stolen bases and 38 runs scored...drew as many walks (20) as he had strikeouts (20)...his 20 walks were the second-most on the club...hit .296 (37-for-125) over the season's final 2 months...PERSONAL: Signed on January 30, 2008 by Rockies scouts Rolando Fernandez, Francisco Cartaya and Carlos Gomez.

Year	Team	AVG	G	AB	R	H	2B	3B	HR	RBI	SAC	SF	HBP	BB	IBB	SO	SB	CS	GIDP	OBP	SLG
2008	Rockies (DSL)	.277	52	188	38	52	4	2	1	11	6	2	2	20	0	20	17	3	4	.349	.335
2009	Rockies (DSL)	.324	70	256	45	83	7	8	0	39	6	6	2	32	5	23	39	12	0	.395	.414
2010	Casper	.358	71	288	69	103	17	3	7	45	2	2	2	28	3	42	23	9	2	.416	.510
2011	Asheville	.294	113	479	77	141	26	8	9	66	5	4	3	28	1	90	32	19	5	.335	.438
<b>Minor League Totals</b>		<b>.313</b>	<b>306</b>	<b>1211</b>	<b>229</b>	<b>379</b>	<b>54</b>	<b>21</b>	<b>17</b>	<b>161</b>	<b>19</b>	<b>14</b>	<b>9</b>	<b>108</b>	<b>9</b>	<b>175</b>	<b>111</b>	<b>43</b>	<b>11</b>	<b>.370</b>	<b>.434</b>

# Padilla, Roberto

# Left-Handed Pitcher

HT: 6-3 WT: 200 B/T: L/L Hometown: Union City, CA  
Born: June 29, 1990 in Oakland, CA School: San Jose State

Obtained: Selected in the eighth round of the 2011 First-Year Player Draft.

2011: Appeared in two games for Short Season Tri-City in his first professional season...was placed on the disabled list 8/16 until the end of the season...PERSONAL: Signed by Rockies scout Gary Wilson...in 2010 led Ohlone Junior College to a JUCO state championship and earned First-Team All-Northern California honors, Coast-Pacific Conference Pitcher of the Year honors and was named the California JUCO Pitcher of the Year...was ranked the 28th-best prospect from Northern California in the draft by *Baseball America*.

Year	Team	W	L	ERA	G	GS	CG	SHO	GF	SV	IP	H	R	ER	HR	HB	BB	IBB	SO	WP	BK
2011	Tri-City	1	0	4.15	2	0	0	0	0	0	4.1	3	2	2	0	1	7	0	2	1	0
<b>Minor League Totals</b>		<b>1</b>	<b>0</b>	<b>4.15</b>	<b>2</b>	<b>0</b>	<b>0</b>	<b>0</b>	<b>0</b>	<b>0</b>	<b>4.1</b>	<b>3</b>	<b>2</b>	<b>2</b>	<b>0</b>	<b>1</b>	<b>7</b>	<b>0</b>	<b>2</b>	<b>1</b>	<b>0</b>

# Palacios, Javier

# Right-Handed Pitcher

HT: 6-1 WT: 165 B/T: R/R Hometown: Maturin, VZ  
Born: September 29, 1993 in Maturin, VZ School: N/A

Obtained: Signed as a non-drafted free agent on July 24, 2010.

2011: In his first professional season made 14 relief appearances and one start for the DSL Rockies...2010: Signed for next year...PERSONAL: Signed on July 24, 2010 by Rockies scouts Rolando Fernandez and Francisco Cartaya.

Year	Team	W	L	ERA	G	GS	CG	SHO	GF	SV	IP	H	R	ER	HR	HB	BB	IBB	SO	WP	BK
2011	Rockies (DSL)	3	2	5.72	15	1	0	0	1	0	28.1	31	21	18	0	5	6	0	27	0	0
<b>Minor League Totals</b>		<b>3</b>	<b>2</b>	<b>5.72</b>	<b>15</b>	<b>1</b>	<b>0</b>	<b>0</b>	<b>1</b>	<b>0</b>	<b>28.1</b>	<b>31</b>	<b>21</b>	<b>18</b>	<b>0</b>	<b>5</b>	<b>6</b>	<b>0</b>	<b>27</b>	<b>0</b>	<b>0</b>

# Parker, Geoffrey

# Right-Handed Pitcher

HT: 6-3 WT: 245 B/T: R/R Hometown: Dade City, FL  
Born: March 22, 1989 in Tampa, FL School: Florida State University

Obtained: Selected in the ninth round of the 2010 First-Year Player Draft.

2011: In his first professional season made 13 starts and one relief outing for Rookie Level Casper...began the season on the disabled list and made his first start 6/23...his 13 starts were second on the club while his nine losses were the most in the Pioneer League...2010: Signed for next year, did not play after being drafted...PERSONAL: Signed on August 11, 2010 by Rockies scout Alan Matthews.

Year	Team	W	L	ERA	G	GS	CG	SHO	GF	SV	IP	H	R	ER	HR	HB	BB	IBB	SO	WP	BK
2011	Casper	3	9	6.89	14	13	0	0	0	0	62.2	81	57	48	6	4	27	0	51	11	0
<b>Minor League Totals</b>		<b>3</b>	<b>9</b>	<b>6.89</b>	<b>14</b>	<b>13</b>	<b>0</b>	<b>0</b>	<b>0</b>	<b>0</b>	<b>62.2</b>	<b>81</b>	<b>57</b>	<b>48</b>	<b>6</b>	<b>4</b>	<b>27</b>	<b>0</b>	<b>51</b>	<b>11</b>	<b>0</b>

# Parker, Kyle

# Outfielder

HT: 6-1 WT: 200 B/T: R/R Hometown: Madison, FL  
Born: September 30, 1989 in Fort Thomas, KY School: Clemson University

Obtained: Selected in the first round of the 2010 First-Year Player Draft.

2011: Spent the entire season at Low-A Asheville in his first season of professional ball...finished first among Tourists and second in the South Atlantic League in RBI...also led Asheville in games played and was second in home runs...was named a Mid- and Postseason SAL All-Star...ranked the 12th-best prospect in the SAL and ninth-best prospect in the Rockies organization by *Baseball America* following the season...2010: Signed for next year...returned to Clemson

**PARKER** continued

University to play football in his sophomore year...was rated as the Rockies sixth-best prospect by *Baseball America*...**PERSONAL**: Signed on August 16, 2010 by Rockies scout Jay Matthews.

Year	Team	AVG	G	AB	R	H	2B	3B	HR	RBI	SAC	SF	HBP	BB	IBB	SO	SB	CS	GDP	OBP	SLG
2011	Asheville	.285	117	445	75	127	23	1	21	95	1	8	14	48	0	133	2	0	20	.367	.483
<b>Minor League Totals</b>		<b>.285</b>	<b>117</b>	<b>445</b>	<b>75</b>	<b>127</b>	<b>23</b>	<b>1</b>	<b>21</b>	<b>95</b>	<b>1</b>	<b>8</b>	<b>14</b>	<b>48</b>	<b>0</b>	<b>133</b>	<b>2</b>	<b>0</b>	<b>20</b>	<b>.367</b>	<b>.483</b>

## Payamps, Joel

## Right-Handed Pitcher

**HT:** 6-2      **WT:** 175      **B/T:** R/R      **Hometown:** Santiago, DR  
**Born:** April 7, 1994 in Santiago, DR      **School:** N/A

**Obtained:** Signed as a non-drafted free agent on July 2, 2010.

**2011:** Spent the entire season with the DSL Rockies where he made 10 starts...began the season allowing just three runs, two earned, in his first four starts...**2010:** Signed for next season...**PERSONAL:** Signed on July 2, 2010 by Rockies scouts Rolando Fernandez and Jhonathan Leyba.

Year	Team	W	L	ERA	G	GS	CG	SHO	GF	SV	IP	H	R	ER	HR	HB	BB	IBB	SO	WP	BK
2011	Rockies (DSL)	1	3	3.29	10	10	0	0	0	0	38.1	35	17	14	1	5	18	0	38	6	1
<b>Minor League Totals</b>		<b>1</b>	<b>3</b>	<b>3.29</b>	<b>10</b>	<b>10</b>	<b>0</b>	<b>0</b>	<b>0</b>	<b>0</b>	<b>38.1</b>	<b>35</b>	<b>17</b>	<b>14</b>	<b>1</b>	<b>5</b>	<b>18</b>	<b>0</b>	<b>38</b>	<b>6</b>	<b>1</b>

## Pena, Franmy

## Catcher

**HT:** 5-10      **WT:** 175      **B/T:** S/R      **Hometown:** Santiago, DR  
**Born:** June 8, 1992 in Santiago, DR      **School:** N/A

**Obtained:** Signed as a non-drafted free agent on May 24, 2010.

**2011:** Spent his second season with the DSL Rockies...began the season playing primarily catcher before ending the season with 16 straight starts at either first base or designated hitter...led all DSL Rockies with his .296 average and tied for lead in home runs...**2010:** Spent his first professional season with the Rockies DSL club where he played catcher, first base and third base...**PERSONAL:** Signed on May 24, 2010 by Rockies scouts Rolando Fernandez and Jhonathan Leyba.

Year	Team	AVG	G	AB	R	H	2B	3B	HR	RBI	SAC	SF	HBP	BB	IBB	SO	SB	CS	GDP	OBP	SLG
2010	Rockies (DSL)	.179	42	112	15	20	2	1	0	15	4	2	4	20	1	25	6	6	2	.319	.214
2011	Rockies (DSL)	.296	35	115	18	34	7	1	3	11	5	0	0	5	0	20	3	1	0	.325	.452
<b>Minor League Totals</b>		<b>.238</b>	<b>77</b>	<b>227</b>	<b>33</b>	<b>54</b>	<b>9</b>	<b>2</b>	<b>3</b>	<b>26</b>	<b>9</b>	<b>2</b>	<b>4</b>	<b>25</b>	<b>1</b>	<b>45</b>	<b>9</b>	<b>7</b>	<b>2</b>	<b>.322</b>	<b>.335</b>

## Perez, Juan

## Right-Handed Pitcher

**HT:** 6-0      **WT:** 190      **B/T:** R/R      **Hometown:** Orlando, FL  
**Born:** May 30, 1989 in Orlando, FL      **School:** Bethune-Cookman College

**Obtained:** Selected in the 18th round of the 2010 First-Year Player Draft.

**2011:** In his second professional season spent the entire year at Low-A Asheville...led the South Atlantic League in appearances and games finished and second in saves...was named a SAL Midseason All-Star...**2010:** Spent his first professional season with Rookie Level Casper as the teams closer...finished second in the Pioneer League with 10 saves and fourth with 18 games finished...his 10 saves were also the fourth-most in the Rockies system and his 21 appearances were most for Casper...**PERSONAL:** Signed on June 14, 2010 by Rockies scout John Cedarburg.

Year	Team	W	L	ERA	G	GS	CG	SHO	GF	SV	IP	H	R	ER	HR	HB	BB	IBB	SO	WP	BK
2010	Casper	3	1	2.60	21	0	0	0	18	10	27.2	18	10	8	2	2	11	0	23	3	1
2011	Asheville	4	7	4.87	55	0	0	0	45	19	61.0	73	37	33	4	2	22	2	56	4	0
<b>Minor League Totals</b>		<b>7</b>	<b>8</b>	<b>4.16</b>	<b>76</b>	<b>0</b>	<b>0</b>	<b>0</b>	<b>63</b>	<b>29</b>	<b>88.2</b>	<b>91</b>	<b>47</b>	<b>41</b>	<b>6</b>	<b>4</b>	<b>33</b>	<b>2</b>	<b>79</b>	<b>7</b>	<b>1</b>

## Perkins, Daniel

## Right-Handed Pitcher

**HT:** 6-4      **WT:** 200      **B/T:** R/R      **Hometown:** Bear, DE  
**Born:** March 5, 1986 in Newark, DE      **School:** Delaware State University

**Obtained:** Selected in the 27th round of the 2009 First-Year Player Draft.

**2011:** Made his first appearance of the season at Triple-A Colorado Springs but was transferred to High-A Modesto where that sole appearance...made one start for Modesto before being placed on the disabled list...made 20 straight starts after being reinstated from the DL...tossed the third-most innings on Modesto...**2010:** Began the season as a starter for Low-A Asheville before becoming a prominent figure in the Tourists' bullpen...went 2-4, 3.35 (51.0 ip, 19 er) in 10 starts compared to 4-2 with one save and a 6.92 ERA (39.0 ip, 30 er) in 18 relief appearances...**2009:** Spent his first professional season with Short Season Tri-City as a member of the club's starting rotation...led the club in innings pitched (70.2) and finished tied for first on the club with 15 starts...had a WHIP of 1.10 as he allowed just 63 hits and 15 walks on the season...was most effective at home, where he went 3-1, 1.65 (43.2 ip, 8 er)...**PERSONAL:** Signed on June 12, 2009 by Rockies scout Mike Garlati...younger brother, Bryan, was also a pitcher at Delaware State.

Year	Team	W	L	ERA	G	GS	CG	SHO	GF	SV	IP	H	R	ER	HR	HB	BB	IBB	SO	WP	BK
2009	Tri-City	3	2	2.80	15	15	0	0	0	0	70.2	63	26	22	4	9	15	0	55	6	2
2010	Asheville	6	6	4.90	38	10	0	0	8	1	90.0	103	60	49	12	8	45	0	76	6	0
2011	Colo. Springs	0	1	32.40	1	1	0	0	0	0	1.2	5	6	6	0	0	5	0	1	2	0
	Modesto	4	6	6.22	21	21	0	0	0	0	102.2	116	74	71	7	8	55	0	69	10	0
<b>Minor League Totals</b>		<b>13</b>	<b>15</b>	<b>5.03</b>	<b>75</b>	<b>47</b>	<b>0</b>	<b>0</b>	<b>8</b>	<b>1</b>	<b>265.0</b>	<b>287</b>	<b>166</b>	<b>148</b>	<b>23</b>	<b>25</b>	<b>120</b>	<b>0</b>	<b>201</b>	<b>24</b>	<b>2</b>

## Pirkle, Richard

## Catcher

**HT:** 6-1      **WT:** 190      **B/T:** R/R      **Hometown:** Norcross, GA  
**Born:** August 16, 1988 in Brandon, FL      **School:** Georgia College & State University

**Obtained:** Selected in the 35th round of the 2011 First-Year Player Draft.

**2011:** Saw his first professional action with Short Season Tri-City where he played 19 games behind the plate for the Dust Devils...**PERSONAL:** Signed by Rockies scout Alan Matthews.

Farm System





Year	Team	AVG	G	AB	R	H	2B	3B	HR	RBI	SAC	SF	HBP	BB	IBB	SO	SB	CS	GIDP	OBP	SLG
2011	Tri-City	.228	19	57	6	13	4	0	1	8	1	1	3	4	0	19	0	1	1	.308	.351
<b>Minor League Totals</b>		<b>.228</b>	<b>19</b>	<b>57</b>	<b>6</b>	<b>13</b>	<b>4</b>	<b>0</b>	<b>1</b>	<b>8</b>	<b>1</b>	<b>1</b>	<b>3</b>	<b>4</b>	<b>0</b>	<b>19</b>	<b>0</b>	<b>1</b>	<b>1</b>	<b>.308</b>	<b>.351</b>

## Quintan, Cristian

## Outfielder

**HT:** 6-3      **WT:** 170      **B/T:** R/R      **Hometown:** Bani, DR  
**Born:** December 27, 1993 in Bani, DR      **School:** N/A  
**Obtained:** Signed as a non-drafted free agent on November 29, 2010.  
**2011:** Spent his first professional season with the Rockies DSL club, playing 50 games in right field...**PERSONAL:** Signed by Rockies scouts Rolando Fernandez, Jhonathan Leyba and Martin Cabrera.

Year	Team	AVG	G	AB	R	H	2B	3B	HR	RBI	SAC	SF	HBP	BB	IBB	SO	SB	CS	GIDP	OBP	SLG
2011	Rockies (DSL)	.185	50	146	24	27	4	3	3	19	2	1	6	17	0	61	5	0	1	.294	.315
<b>Minor League Totals</b>		<b>.185</b>	<b>50</b>	<b>146</b>	<b>24</b>	<b>27</b>	<b>4</b>	<b>3</b>	<b>3</b>	<b>19</b>	<b>2</b>	<b>1</b>	<b>6</b>	<b>17</b>	<b>0</b>	<b>61</b>	<b>5</b>	<b>0</b>	<b>1</b>	<b>.294</b>	<b>.315</b>

## Ramirez, Michael

## Catcher

**HT:** 5-10      **WT:** 165      **B/T:** R/R      **Hometown:** San Felipe, VZ  
**Born:** April 27, 1990 in San Felipe, Yaracuy, VZ      **School:** N/A  
**Obtained:** Signed as non-drafted free agent on June 7, 2007.  
**2011:** Spent his second season at Rookie Level Casper where he played 24 games behind the plate and hit his first career home run and first career triple...**2010:** Made 24 starts behind the plate for Casper, his first season out of the DSL...the 24 starts at catcher were the second-most on the club, but were the fewest in one season in his career...**2009:** Hit just .190 (24-for-126) with the DSL Rockies...received the majority of the starts at catcher on the club, though his .190 average was the lowest on the club among players to appear in at least 40 games...**2008:** Spent the entire season with the DSL Rockies as one of the club's catchers...his .316 (30-for-95) average was third-best on the club...**2007:** Was the Rockies' DH throughout the season, but also appeared in 6 games behind plate...**PERSONAL:** Signed on June 7, 2007 by Rockies scout Rolando Fernandez, Francisco Cartaya and Orlando Medina.

Year	Team	AVG	G	AB	R	H	2B	3B	HR	RBI	SAC	SF	HBP	BB	IBB	SO	SB	CS	GIDP	OBP	SLG
2007	Rockies (DSL)	.248	36	129	10	32	3	0	0	9	4	0	4	5	0	28	1	2	4	.297	.271
2008	Rockies (DSL)	.316	27	95	6	30	4	0	0	10	0	1	2	0	13	2	0	1	.333	.358	
2009	Rockies (DSL)	.190	43	126	14	24	4	0	0	10	4	2	10	11	0	20	1	0	2	.302	.222
2010	Casper	.229	24	83	7	19	0	0	0	3	0	1	3	0	17	1	1	3	.264	.229	
2011	Casper	.181	24	72	4	13	3	1	1	14	2	0	0	0	17	0	2	2	.181	.292	
<b>Minor League Totals</b>		<b>.234</b>	<b>154</b>	<b>505</b>	<b>41</b>	<b>118</b>	<b>14</b>	<b>1</b>	<b>1</b>	<b>46</b>	<b>10</b>	<b>3</b>	<b>16</b>	<b>21</b>	<b>0</b>	<b>95</b>	<b>5</b>	<b>5</b>	<b>12</b>	<b>.284</b>	<b>.271</b>

## Rankin, William

## Right-Handed Pitcher

**HT:** 6-0      **WT:** 190      **B/T:** R/R      **Hometown:** Marietta, GA  
**Born:** May 1, 1989 in Decatur, AL      **School:** Southern Polytechnic State University (GA)  
**Obtained:** Selected in the 17th round of the 2011 First-Year Player Draft.  
**2011:** In his first professional season began with Rookie Level Casper where he made 13 appearances and collected four games finished...was transferred to Short Season Tri-City 8/16 and made four appearances for the Dust Devils, going 1-0 with a 1.00 ERA (9.0 ip, 1 er)...**PERSONAL:** Signed by Rockies scout Alan Matthews.

Year	Team	W	L	ERA	G	GS	CG	SHO	GF	SV	IP	H	R	ER	HR	HB	BB	IBB	SO	WP	BK
2011	Casper	1	1	6.95	13	0	0	0	4	1	22.0	30	18	17	1	3	6	0	20	0	0
	Tri-City	1	0	1.00	4	0	0	0	3	1	9.0	3	2	1	0	1	5	0	9	1	0
<b>Minor League Totals</b>		<b>2</b>	<b>1</b>	<b>5.23</b>	<b>17</b>	<b>0</b>	<b>0</b>	<b>0</b>	<b>7</b>	<b>2</b>	<b>31.0</b>	<b>33</b>	<b>20</b>	<b>18</b>	<b>1</b>	<b>4</b>	<b>11</b>	<b>0</b>	<b>29</b>	<b>1</b>	<b>0</b>

## Reid, Taylor (John)

## Right-Handed Pitcher

**HT:** 6-3      **WT:** 215      **B/T:** R/R      **Hometown:** Danville, CA  
**Born:** June 8, 1989 in Baton Rouge, LA      **School:** St. Mary's College (CA)  
**Obtained:** Selected in the 14th round of the 2010 First-Year Player Draft.  
**2011:** Made 38 appearances out of the bullpen for Low-A Asheville...was used primarily in late relief, tallying 42.2 innings between the seventh, eighth and ninth innings...his 21 games finished were third among all Tourists...**2010:** Spent his first professional season with Rookie Level Casper where he made 16 relief appearances...went 1-for-2 in save opportunities...**PERSONAL:** Signed on June 12, 2010 by Rockies scout Gary Wilson.

Year	Team	W	L	ERA	G	GS	CG	SHO	GF	SV	IP	H	R	ER	HR	HB	BB	IBB	SO	WP	BK
2010	Casper	0	1	3.78	16	0	0	0	6	1	16.2	20	17	7	1	0	11	0	13	4	1
2011	Asheville	0	2	4.69	38	0	0	0	21	2	55.2	61	33	29	7	5	28	0	38	6	0
<b>Minor League Totals</b>		<b>0</b>	<b>3</b>	<b>4.48</b>	<b>54</b>	<b>0</b>	<b>0</b>	<b>0</b>	<b>27</b>	<b>3</b>	<b>72.1</b>	<b>81</b>	<b>50</b>	<b>36</b>	<b>8</b>	<b>5</b>	<b>39</b>	<b>0</b>	<b>51</b>	<b>10</b>	<b>1</b>

## Reyes, Angel

## Catcher

**HT:** 6-2      **WT:** 195      **B/T:** R/R      **Hometown:** Moca, DR  
**Born:** October 23, 1990 in Moca, DR      **School:** N/A  
**Obtained:** Signed as non-drafted free agent on February 23, 2010.  
**2011:** Made 29 appearances as catcher for Rookie Level Casper, his first action in the Stats...hit five home runs in his 33 games overall, his first home runs of his career...**2010:** Spent his first professional season with the DSL Rockies, spending time at catcher, first base, left field and center field...**PERSONAL:** Signed on July 2, 2007 by Rolando Fernandez and Jhonathan Leyba.

Year	Team	AVG	G	AB	R	H	2B	3B	HR	RBI	SAC	SF	HBP	BB	IBB	SO	SB	CS	GIDP	OBP	SLG
2010	Rockies (DSL)	.242	57	190	21	46	4	2	0	19	6	2	7	18	0	18	8	3	3	.327	.284
2011	Casper	.181	33	105	21	19	3	1	5	16	0	1	4	5	0	21	1	0	2	.243	.371
<b>Minor League Totals</b>		<b>.220</b>	<b>90</b>	<b>295</b>	<b>42</b>	<b>65</b>	<b>7</b>	<b>3</b>	<b>5</b>	<b>35</b>	<b>6</b>	<b>3</b>	<b>11</b>	<b>23</b>	<b>0</b>	<b>39</b>	<b>9</b>	<b>3</b>	<b>5</b>	<b>.298</b>	<b>.315</b>

# Ribera, Jordan

# Infielder

**HT:** 6-0      **WT:** 225      **B/T:** L/R      **Hometown:** Fresno, CA  
**Born:** December 22, 1988 in Fresno, CA      **School:** Fresno State  
**Obtained:** Selected in the 21st round of the 2011 First-Year Player Draft.  
**2011:** Saw his first professional action with Short Season Tri-City where he finished tied second on the team in home runs, despite playing in at least seven fewer games than the three players either tied or ahead of him...his 33 RBI were also third on the team and he was tied fifth in doubles...**PERSONAL:** Signed by Rockies scout Gary Wilson.

Year	Team	AVG	G	AB	R	H	2B	3B	HR	RBI	SAC	SF	HBP	BB	IBB	SO	SB	CS	GDP	OBP	SLG
2011	Tri-City	.242	45	161	17	39	11	0	5	33	0	1	0	19	0	32	2	1	4	.320	.404
<b>Minor League Totals</b>		<b>.242</b>	<b>45</b>	<b>161</b>	<b>17</b>	<b>39</b>	<b>11</b>	<b>0</b>	<b>5</b>	<b>33</b>	<b>0</b>	<b>1</b>	<b>0</b>	<b>19</b>	<b>0</b>	<b>32</b>	<b>2</b>	<b>1</b>	<b>4</b>	<b>.320</b>	<b>.404</b>

# Riggins, Harold

# Infielder

**HT:** 6-2      **WT:** 240      **B/T:** R/R      **Hometown:** Normal, IL  
**Born:** March 6, 1990 in San Angelo, TX      **School:** North Carolina State  
**Obtained:** Selected in the seventh round of the 2011 First-Year Player Draft.

**2011:** Spent his first professional season with Rookie Level Casper where he led the team in games, walks and on-base percentage...also led the Pioneer League in walks and strikeouts and was fourth in on-base percentage...hit .321 against left-handers and slugged .554 against lefties...**PERSONAL:** Signed by Rockies scout Jay Matthews...was originally drafted in the 35th round of the 2008 First-Year Player Draft by the Chicago White Sox...was named the MVP of the ACC Tournament in 2010 as a sophomore after hitting .562 (9-for-16) with 2 doubles, a triple and 2 home runs with 5 RBI in four tournament games...finished his junior season in 2011 hitting .314 (65-for-207) with 11 doubles and 35 RBI...*Baseball America* ranked Riggins the 13th-best prospect available in the Draft from the state of North Carolina and as the top-rated first baseman from North Carolina.

Year	Team	AVG	G	AB	R	H	2B	3B	HR	RBI	SAC	SF	HBP	BB	IBB	SO	SB	CS	GDP	OBP	SLG
2011	Casper	.279	67	215	42	60	13	1	8	35	0	2	6	46	0	85	1	3	7	.416	.460
<b>Minor League Totals</b>		<b>.279</b>	<b>67</b>	<b>215</b>	<b>42</b>	<b>60</b>	<b>13</b>	<b>1</b>	<b>8</b>	<b>35</b>	<b>0</b>	<b>2</b>	<b>6</b>	<b>46</b>	<b>0</b>	<b>85</b>	<b>1</b>	<b>3</b>	<b>7</b>	<b>.416</b>	<b>.460</b>

# Rike, Brian

# Outfielder

**HT:** 6-2      **WT:** 200      **B/T:** L/L      **Hometown:** Richmond, TX  
**Born:** December 13, 1985 in Richmond, TX      **School:** Louisiana Tech  
**Obtained:** Selected in the second round of the 2007 First-Year Player Draft.

**2011:** Began his fifth professional season on the disabled list where he would spend a little over a month until being reinstated on 5/14...played in 15 games for Double-A Tulsa before landing on the disabled list again from 6/2-10...returned from the disabled list and finished the season with Tulsa, switching time between left and right fieldsset a career-high for slugging percentage and hit double-digit home runs for the third time in his career...**2010:** Spent the entire season with High-A Modesto where he played in 69 games...spent three different stints on the disabled list...**2009:** Spent the entire season with Modesto as the club's regular right fielder...batted .222 (47-for-212) prior to the All-Star break and .160 (25-for-156) after the break...**2008:** Spent his first full professional season with Low-A Asheville as the club's regular right fielder...finished third on the club with 15 home runs and fourth on the club with 75 RBI...finished second on the club with 62 walks...hit .260 (61-for-235) with 12 home runs and 41 RBI prior to the All-Star break and .233 (49-for-210) with 3 home runs and 34 RBI after the break...hit .218 (24-for-110) off lefties and .257 (86-for-335) off righties...**2007:** Colorado's second overall pick in the 2007 draft, Rike batted .296 (55-for-186) with 4 home runs and 29 RBI in 49 games for the Tri-City Dust Devils...led the team with 32 walks...**PERSONAL:** Signed on July 11, 2007 by Rockies scout Damon Iannelli.

Year	Team	AVG	G	AB	R	H	2B	3B	HR	RBI	SAC	SF	HBP	BB	IBB	SO	SB	CS	GDP	OBP	SLG
2007	Tri-City	.296	49	186	36	55	13	1	4	29	0	2	3	32	0	54	7	3	3	.404	.441
2008	Asheville	.247	120	445	67	110	13	2	15	75	1	4	7	62	0	161	13	7	6	.346	.387
2009	Modesto	.196	104	368	44	72	18	5	11	59	9	8	7	34	2	147	4	3	7	.271	.361
2010	Modesto	.257	69	241	37	62	24	1	6	42	2	4	6	22	0	76	6	4	1	.330	.440
2011	Tulsa	.252	82	250	30	63	14	0	13	37	0	3	3	23	2	98	2	5	1	.319	.464
<b>Minor League Totals</b>		<b>.243</b>	<b>424</b>	<b>1490</b>	<b>214</b>	<b>362</b>	<b>82</b>	<b>9</b>	<b>49</b>	<b>242</b>	<b>12</b>	<b>21</b>	<b>26</b>	<b>173</b>	<b>4</b>	<b>536</b>	<b>32</b>	<b>22</b>	<b>18</b>	<b>.328</b>	<b>.409</b>

# Rivera, Jose

# Infielder

**HT:** 5-10      **WT:** 170      **B/T:** R/R      **Hometown:** Bayamon, PR  
**Born:** April 18, 1990 in Bayamon, PR      **School:** Universidad Interamericana  
**Obtained:** Selected in the 23rd round of the 2009 First-Year Player Draft.

**2011:** Spent his second full season at Rookie Level Casper where he set career highs in average and doubles while collecting his first career home run as the Ghosts primary second baseman...started 38 games at second base and one at shortstop...**2010:** Was the every day second baseman for Casper...**2009:** Began the season with Casper, playing just nine games there before being transferred to the DSL Rockies for a month...hit .204 (10-for-49) in 14 games with the Rockies in the month of August before being transferred back to Casper for the remainder of the season...hit .175 (11-for-63) in 22 games on the season for the Ghosts...**PERSONAL:** Signed on June 16, 2009 by Rockies scout Jorge de Posada.

Year	Team	AVG	G	AB	R	H	2B	3B	HR	RBI	SAC	SF	HBP	BB	IBB	SO	SB	CS	GDP	OBP	SLG
2009	Rockies (DSL)	.204	14	49	7	10	2	0	0	3	1	0	1	2	0	5	0	2	1	.250	.245
	Casper	.175	22	63	3	11	1	0	0	1	1	1	0	11	0	16	2	3	0	.293	.190
2010	Casper	.200	47	150	18	30	3	1	0	10	4	0	2	8	0	23	2	1	7	.250	.233
2011	Casper	.228	39	123	18	28	5	1	1	9	2	0	1	5	0	28	2	4	2	.264	.309
<b>Minor League Totals</b>		<b>.205</b>	<b>122</b>	<b>385</b>	<b>46</b>	<b>79</b>	<b>11</b>	<b>2</b>	<b>1</b>	<b>23</b>	<b>8</b>	<b>1</b>	<b>4</b>	<b>26</b>	<b>0</b>	<b>72</b>	<b>6</b>	<b>10</b>	<b>10</b>	<b>.262</b>	<b>.252</b>

# Roberts, Brandon

# Outfielder

**HT:** 6-0      **WT:** 185      **B/T:** L/R      **Hometown:** Bakersfield, CA  
**Born:** November 9, 1984 in Bakersfield, CA      **School:** Cal Poly San Luis Obispo  
**Obtained:** Signed as a minor league free agent on December 15, 2011.



Farm System

**ROBERTS** continued

**2011:** Began season with Triple-A Rochester...played on disabled list 5/9...made three rehab appearances with GCL Twins...reinstated from disabled list 6/26...**2010:** Split time between Single-A Ft. Myers, Double-A New Britain and Triple-A Rochester...led Rochester and New Britain in on-base percentage...named honorable mention on minorleaguebaseball.com's Twins 2010 organization All-Star Team...**2009:** Spent entire season with Double-A New Britain...disabled with a muscle strain in his back, 4/8-21...named the Eastern League Player of the Week, 8/17...led team in stolen bases and was second in runs...**2008:** Disabled with left hamstring strain, 4/28-7/20...transferred to Single-A Ft. Myers, 7/20...transferred to New Britain, 8/9...**2007:** Led New Britain in stolen bases...**2006:** Began season with Sarasota (CIN)...traded to Twins for Juan Castro, 6/15 and continued season with Ft. Myers...tied for Florida State League lead in stolen bases...was eighth in FSL in batting and third in hits and runs scored...rated the fastest baserunner in the Twins system by *Baseball America*, entering the 2007 season...**PERSONAL:** Originally selected by Cincinnati in the seventh round of the 2005 First-Year Player Draft.

Year	Team	AVG	G	AB	R	H	2B	3B	HR	RBI	SAC	SF	HBP	BB	IBB	SO	SB	CS	GIDP	OBP	SLG
2005	Billings	.318	68	274	50	87	9	6	4	36	3	2	8	24	0	44	32	7	3	.386	.438
2006	Sarasota	.267	60	247	40	66	5	1	1	15	2	2	6	16	1	39	23	7	1	.325	.308
	Ft. Myers	.316	71	285	40	90	12	1	3	34	2	1	5	20	0	43	27	7	0	.370	.396
2007	New Britain	.293	110	369	50	108	13	4	3	39	12	2	5	32	1	56	14	7	4	.355	.374
2008	GCL Twins	.286	4	7	0	2	1	0	0	0	0	0	4	3	0	1	4	0	0	.643	.429
	Ft. Myers	.409	8	22	3	9	0	0	0	1	1	0	2	2	0	3	1	2	2	.500	.409
	New Britain	.200	28	95	8	19	2	0	1	7	1	0	1	8	0	18	2	0	1	.269	.253
2009	New Britain	.287	103	397	65	114	18	2	3	37	7	2	12	29	2	60	21	7	6	.352	.365
	Ft. Myers	.333	14	54	8	18	2	0	1	8	0	0	1	2	0	6	6	0	1	.368	.426
	New Britain	.316	35	114	26	36	5	1	1	15	3	2	7	20	0	18	7	0	3	.441	.404
	Rochester	.333	38	153	19	51	7	2	1	15	0	3	5	10	0	20	9	3	2	.386	.425
2010	GCL Twins	.333	3	9	3	3	0	0	0	1	0	0	0	1	0	1	0	0	0	.400	.333
	Rochester	.267	71	255	28	68	9	2	2	17	1	1	6	14	0	41	14	8	1	.319	.341
<b>Minor League Totals</b>		<b>.294</b>	<b>613</b>	<b>2281</b>	<b>340</b>	<b>671</b>	<b>83</b>	<b>19</b>	<b>20</b>	<b>225</b>	<b>32</b>	<b>15</b>	<b>62</b>	<b>181</b>	<b>4</b>	<b>350</b>	<b>160</b>	<b>48</b>	<b>24</b>	<b>.360</b>	<b>.374</b>

**Roberts, Kenneth**

**Left-Handed Pitcher**

**HT:** 6-1 **WT:** 200 **B/T:** L/L **Hometown:** Mufreesboro, TN  
**Born:** March 9, 1988 in Mufreesboro, TN **School:** Middle Tennessee St.  
**Obtained:** Selected in the 25th round of the 2010 First-Year Player Draft.  
**2011:** Made 27 appearances in his second professional season, making the jump from Casper to Short Season Tri-City...was named a Northwest League Postseason All-Star and finished third in the NWL in saves and fifth in games finished...converted all 10 of his save opportunities on the season...saved four straight outings, 8/6-16, including three of which were 2.0-plus inning outings...six of his 10 saves on the season were for more than 1.0 inning...earned a 3.0 inning save on 7/31, allowing three hits and no runs while striking out five...**2010:** In his first professional season made 16 appearances/2 starts for Rookie Level Casper...went 3-1, 2.86 (28.1 ip, 9 er) in 14 relief appearances compared to 0-0, 4.50 (8.0 ip, 4 er) in 2 starts...**PERSONAL:** Signed on June 10, 2010 by Rockies scout Scott Corman.

Year	Team	W	L	ERA	G	GS	CG	SHO	GF	SV	IP	H	R	ER	HR	HB	BB	IBB	SO	WP	BK
2010	Casper	3	1	3.22	16	2	0	0	0	36.1	39	17	13	0	3	6	0	21	2	0	0
2011	Tri-City	4	2	1.86	27	0	0	0	18	10	38.2	26	10	8	2	2	7	1	39	2	0
<b>Minor League Totals</b>		<b>7</b>	<b>3</b>	<b>2.52</b>	<b>43</b>	<b>2</b>	<b>0</b>	<b>0</b>	<b>23</b>	<b>10</b>	<b>75.0</b>	<b>65</b>	<b>27</b>	<b>21</b>	<b>2</b>	<b>5</b>	<b>13</b>	<b>1</b>	<b>60</b>	<b>4</b>	<b>0</b>

**Robinson, Scott**

**Outfielder**

**HT:** 6-0 **WT:** 185 **B/T:** R/R **Hometown:** McDonough, GA  
**Born:** July 6, 1988 in McDonough, GA **School:** Northwest Florida State College  
**Obtained:** Selected in the 30th round of the 2006 First-Year Player Draft.  
**2011:** Spent the entire season with High-A Modesto, playing most of his 89 games in left field for the Nuts...Robinson had the second-most stolen bases among all Nuts and committed the fewest errors (3) among Nuts who played in at least 60 games...**2010:** Made appearances in all three outfield positions for High-A Modesto, seeing the most time in his 80 starts in left field...set a career-high with 6 triples and 38 RBI...his 27 stolen bases led all Nuts and were fourth-most in the Rockies organization...**2009:** Played the entire season with Low-A Asheville as one of the club's regular outfielders, and regular leadoff man...scored a league high 94 runs, while his 46 steals were the second-most in the South Atlantic League...his .309 batting average was the third-best on the team, and third-best in the SAL...his 34 doubles were also the tied for the fourth-most in the league...hit .328 (126-for-384) vs. righties, and .248 (29-for-117) vs. lefties...was named to both the South Atlantic League Mid-Season All-Star team, as well as the SAL Postseason All-Star squad...**2008:** Spent a full season with Tri-City as one of the club's regular outfielders...saw time at all three outfield positions, with the majority of his playing time coming in left field...led the club with 6 home runs and 15 stolen bases...finished second on the team with 38 runs scored...committed just one error in his 59 games played in the outfield...hit .281 (18-for-64) off lefties and .262 (43-for-164) off righties...**2007:** Played 50 games and batted .240 (47-for-196) with 5 homers and 25 RBI...went 10-for-13 in stolen base attempts.

Year	Team	AVG	G	AB	R	H	2B	3B	HR	RBI	SAC	SF	HBP	BB	IBB	SO	SB	CS	GIDP	OBP	SLG
2007	Casper	.240	50	196	33	47	3	4	5	25	3	1	4	7	1	51	10	3	2	.279	.372
2008	Tri-City	.268	59	228	38	61	8	3	6	25	2	1	7	18	0	49	15	6	6	.339	.408
2009	Asheville	.309	124	501	94	155	34	5	3	37	5	3	12	20	0	111	46	13	6	.349	.415
2010	Modesto	.228	105	386	50	88	22	6	2	38	5	4	4	11	0	95	27	9	3	.254	.332
2011	Modesto	.224	89	303	44	68	17	3	2	36	5	4	3	20	0	86	24	7	1	.276	.320
<b>Minor League Totals</b>		<b>.260</b>	<b>427</b>	<b>1614</b>	<b>259</b>	<b>419</b>	<b>84</b>	<b>21</b>	<b>18</b>	<b>161</b>	<b>20</b>	<b>13</b>	<b>30</b>	<b>76</b>	<b>1</b>	<b>392</b>	<b>122</b>	<b>38</b>	<b>18</b>	<b>.303</b>	<b>.371</b>

**Rodriguez, Helmis**

**Left-Handed Pitcher**

**HT:** 5-11 **WT:** 160 **B/T:** L/L **Hometown:** Colonicito, VZ  
**Born:** June 10, 1994 in Colonicito, VZ **School:** N/A  
**Obtained:** Signed as a non-drafted free agent on July 24, 2010.  
**2011:** In his first season began with one relief outing before making 10 straight starts...**2010:** Signed for next year...**PER-**



**SONAL:** Signed on July 24, 2010 by scouts Rolando Fernandez and Francisco Cartaya.

Year	Team	W	L	ERA	G	GS	CG	SHO	GF	SV	IP	H	R	ER	HR	HB	BB	IBB	SO	WP	BK
2011	Rockies (DSL)	5	2	1.74	11	10	0	0	1	1	51.2	36	16	10	0	1	17	0	45	6	1
<b>Minor League Totals</b>		<b>5</b>	<b>2</b>	<b>1.74</b>	<b>11</b>	<b>10</b>	<b>0</b>	<b>0</b>	<b>1</b>	<b>1</b>	<b>51.2</b>	<b>36</b>	<b>16</b>	<b>10</b>	<b>0</b>	<b>1</b>	<b>17</b>	<b>0</b>	<b>45</b>	<b>6</b>	<b>1</b>

## Rogers, Randol

## Right-Handed Pitcher

**HT:** 6-3      **WT:** 175      **B/T:** R/R      **Hometown:** San Pedro de Macoris, DR  
**Born:** December 31, 1992 in San Pedro de Macoris, DR      **School:** N/A  
**Obtained:** Signed as a non-drafted free agent on February 24, 2011.  
**2011:** Made five appearances for the DSL Rockies in his first professional season...**PERSONAL:** Signed by Rockies scouts Rolando Fernandez and Jhonathan Leyba.

Year	Team	W	L	ERA	G	GS	CG	SHO	GF	SV	IP	H	R	ER	HR	HB	BB	IBB	SO	WP	BK
2011	Rockies (DSL)	0	0	12.71	5	0	0	0	3	0	5.2	8	9	8	1	2	2	0	3	0	0
<b>Minor League Totals</b>		<b>0</b>	<b>0</b>	<b>12.71</b>	<b>5</b>	<b>0</b>	<b>0</b>	<b>0</b>	<b>3</b>	<b>0</b>	<b>5.2</b>	<b>8</b>	<b>9</b>	<b>8</b>	<b>1</b>	<b>2</b>	<b>2</b>	<b>0</b>	<b>3</b>	<b>0</b>	<b>0</b>

## Roja, Yafistel

## Infielder

**HT:** 5-11      **WT:** 150      **B/T:** S/R      **Hometown:** San Pedro de Macoris, DR  
**Born:** October 26, 1991 in San Pedro de Macoris, DR      **School:** N/A  
**Obtained:** Signed as a non-drafted free agent on October 6, 2008.  
**2011:** Played primarily second base but also so limited time at third base in his third professional season...**2010:** Spent his first season with Rookie Level Casper...made appearances at second base, shortstop and as designated hitter...**2009:** Spent his first professional season with the DSL Rockies as one of the club's regular middle infielders...received the majority of his playing time at second base...his 63 hits were the second-most on the club, and he finished tied for third on the club with 15 steals...his 32 runs scored were also the third-most among DSL Rockies players...**PERSONAL:** Signed on October 6, 2008 by Rockies scouts Rolando Fernandez, Jhonathan Leyba and Frank Roa.

Year	Team	AVG	G	AB	R	H	2B	3B	HR	RBI	SAC	SF	HBP	BB	IBB	SO	SB	CS	GIDP	OBP	SLG
2009	Rockies (DSL)	.255	63	247	32	63	3	1	0	12	6	1	0	25	1	45	15	9	0	.322	.275
2010	Casper	.210	30	100	9	21	0	0	0	8	0	1	1	4	0	31	3	0	0	.245	.210
2011	Casper	.276	36	123	19	34	6	1	1	8	3	0	1	6	0	24	9	2	0	.315	.366
<b>Minor League Totals</b>		<b>.251</b>	<b>129</b>	<b>470</b>	<b>60</b>	<b>118</b>	<b>9</b>	<b>2</b>	<b>1</b>	<b>28</b>	<b>9</b>	<b>2</b>	<b>2</b>	<b>35</b>	<b>1</b>	<b>100</b>	<b>27</b>	<b>11</b>	<b>0</b>	<b>.305</b>	<b>.285</b>

## Roliard, Kyle

## Left-Handed Pitcher

**HT:** 6-5      **WT:** 205      **B/T:** L/L      **Hometown:** Spring, TX  
**Born:** February 28, 1990 in Houston, TX      **School:** Louisiana Tech University  
**Obtained:** Selected in the 13th round of the 2011 First-Year Player Draft.  
**2011:** Made 21 appearances for Rookie Level Casper in his first professional season...held lefties to a .214 (9-for-42) average against...**PERSONAL:** Signed by Rockies scout Damon Iannelli.

Year	Team	W	L	ERA	G	GS	CG	SHO	GF	SV	IP	H	R	ER	HR	HB	BB	IBB	SO	WP	BK
2011	Casper	1	0	4.76	21	0	0	0	8	1	28.1	27	19	15	2	5	13	0	36	6	0
<b>Minor League Totals</b>		<b>1</b>	<b>0</b>	<b>4.76</b>	<b>21</b>	<b>0</b>	<b>0</b>	<b>0</b>	<b>8</b>	<b>1</b>	<b>28.1</b>	<b>27</b>	<b>19</b>	<b>15</b>	<b>2</b>	<b>5</b>	<b>13</b>	<b>0</b>	<b>36</b>	<b>6</b>	<b>0</b>

## Roling, Kiel

## Infielder

**HT:** 6-3      **WT:** 240      **B/T:** R/R      **Hometown:** Grand Junction, CO  
**Born:** January 23, 1987 in Carlsbad, NM      **School:** Arizona State  
**Obtained:** Selected in the sixth round of the 2008 First-Year Player Draft.  
**2011:** Spent the entire season at High-A Modesto where he played a career-high 105 games between first base and designated hitter...was named the California League Player of the Week, 5/23-29...had the third-most home runs among Nuts players and the fourth-most doubles...hit multiple home runs in two games on the season...**2010:** Played 93 games for Double-A Tulsa, his first appearance with the Drillers...made three separate appearances on the disabled list...**2009:** Spent his second professional season with Low-A Asheville as one of the club's regular first baseman and designated hitter...led the South Atlantic League with a .331 (114-for-344) batting average...also led the league with a .593 slugging percentage and a .994 OPS...his .401 on-base percentage was the second-best mark in the SAL...his 20 home runs were the second-most in the Rockies organization...hit .260 (20-for-77) vs. lefties and .352 (94-for-267) off righties...**2008:** Played in just 18 games for Casper in his first professional season but hit .344 (22-for-64) with 4 home runs on the season...saw most of his playing time at first base...11 of his 22 hits were extra base hits...hit 3 home runs in his final 4 games of the season...**PERSONAL:** Signed on July 8, 2008 by Rockies scout Mike Ericson.

Year	Team	AVG	G	AB	R	H	2B	3B	HR	RBI	SAC	SF	HBP	BB	IBB	SO	SB	CS	GIDP	OBP	SLG
2008	Casper	.344	18	64	10	22	7	0	4	17	0	0	0	8	0	11	0	0	2	.417	.641
2009	Asheville	.331	94	344	54	114	26	2	20	66	1	2	2	39	3	92	0	2	4	.401	.593
2010	Tulsa	.225	93	329	44	74	17	0	12	40	1	2	2	28	0	100	0	0	6	.288	.386
2011	Modesto	.252	105	412	74	104	24	2	16	58	1	3	6	41	1	118	3	3	6	.327	.437
<b>Minor League Totals</b>		<b>.273</b>	<b>310</b>	<b>1149</b>	<b>182</b>	<b>314</b>	<b>74</b>	<b>4</b>	<b>52</b>	<b>181</b>	<b>3</b>	<b>7</b>	<b>10</b>	<b>116</b>	<b>4</b>	<b>321</b>	<b>3</b>	<b>5</b>	<b>18</b>	<b>.343</b>	<b>.480</b>

## Rosario, Jairo

## Catcher

**HT:** 5-10      **WT:** 175      **B/T:** R/R      **Hometown:** Bonao, DR  
**Born:** January 21, 1993 in Bonao, DR      **School:** N/A  
**Obtained:** Signed as a non-drafted free agent on February 24, 2011.  
**2011:** Played in 37 games behind the plate and as designated hitter for the DSL Rockies, his first professional season...**PERSONAL:** Signed by Rockies scouts Rolando Fernandez and Jhonathan Leyba.

Year	Team	AVG	G	AB	R	H	2B	3B	HR	RBI	SAC	SF	HBP	BB	IBB	SO	SB	CS	GIDP	OBP	SLG
2011	Rockies (DSL)	.236	37	127	15	30	5	0	0	16	0	2	2	9	0	22	4	2	2	.293	.276
<b>Minor League Totals</b>		<b>.236</b>	<b>37</b>	<b>127</b>	<b>15</b>	<b>30</b>	<b>5</b>	<b>0</b>	<b>0</b>	<b>16</b>	<b>0</b>	<b>2</b>	<b>2</b>	<b>9</b>	<b>0</b>	<b>22</b>	<b>4</b>	<b>2</b>	<b>2</b>	<b>.293</b>	<b>.276</b>

## Rose, Chad

## Right-Handed Pitcher

HT: 6-2                                      WT: 200                                      B/T: R/R                                      Hometown: Pembroke Pines, FL  
**Born:** February 17, 1988 in Pembroke Pines, FL                                      School: Broward Community College

**Obtained:** Selected in the 16th round of the 2008 First-Year Player Draft.

**2011:** Made 37 appearances for High-A Modesto, his third stop in the last three seasons...was on the disabled list from 5/5-6/9...his five wins were tied for the most among Nuts relievers...in the three months following his DL stint posted a 3.75 ERA (12.0 ip, 5 er) in July, 2.34 (15.1 ip, 4 er) in August and 0.00 (4.0 ip) in September...**2010:** Spent the season with Low-A Asheville...set career highs in every pitching category except saves...was used primarily in middle relief but did have four save opportunities...his 8 wins were tied for most on the club while his 48 appearances were the third-most on Asheville...had the most strikeouts and innings pitched of all Tourist relievers...**2009:** In his second professional season he served as the Casper Ghosts primary closer...he went 3-3 with 5 saves in 8 opportunities...his 23 appearances led the club, and his 11 games finished tied for the team lead...**2008:** Spent his first professional season with Casper as one of the clubs regular relievers...went 1-1, 5.87 (23.0 ip, 15 er) in 18 relief appearances for the Ghosts...struckout 2 batters or more in 11 of his 18 appearances...**PERSONAL:** Signed on June 8, 2008 by Rockies scout John Cedarburg.

Year	Team	W	L	ERA	G	GS	CG	SHO	GF	SV	IP	H	R	ER	HR	HB	BB	IBB	SO	WP	BK
2008	Casper	1	1	5.87	18	0	0	0	4	0	23.0	19	15	15	2	2	12	0	32	8	0
2009	Casper	3	3	4.61	23	0	0	0	11	5	27.1	28	18	14	1	3	13	0	37	9	0
2010	Asheville	8	6	3.63	48	0	0	0	19	1	86.2	83	39	35	8	8	31	0	94	15	0
2011	Modesto	5	1	4.86	37	0	0	0	9	0	53.2	56	32	29	4	4	16	0	47	9	0
<b>Minor League Totals</b>		<b>17</b>	<b>11</b>	<b>4.39</b>	<b>126</b>	<b>0</b>	<b>0</b>	<b>0</b>	<b>43</b>	<b>6</b>	<b>190.2</b>	<b>186</b>	<b>104</b>	<b>93</b>	<b>15</b>	<b>17</b>	<b>72</b>	<b>0</b>	<b>210</b>	<b>41</b>	<b>0</b>

## Sammy, Jeremiah

## Right-Handed Pitcher

HT: 6-2                                      WT: 205                                      B/T: L/R                                      Hometown: Markham, Ontario, Canada  
**Born:** July 13, 1987 in Toronto, Ontario, Canada                                      School: Lamar University (TX)

**Obtained:** Signed by Colorado as a non-drafted free agent on June 18, 2009.

**2011:** In his first season after being converted into a pitcher, Sammy made 18 appearances between Rookie Level Casper and Short Season Tri-City...**2010:** Was the primary shortstop for Tri-City, his second season with the Dust Devils...his 12 doubles were tied for second-most on the team...also saw time at second base, third base and center field...**2009:** Spent the entire season with Tri-City as one of the club's regular middle infielders...after hitting .247 (21-for-85) through July, he hit .380 (38-for-100) in August...**PERSONAL:** Signed on June 18, 2009 by Rockies scout Jeff Edwards...played two seasons at Lon Morris (TX) before transferring to Lamar University.

Year	Team	W	L	ERA	G	GS	CG	SHO	GF	SV	IP	H	R	ER	HR	HB	BB	IBB	SO	WP	BK
2011	Casper	1	1	9.13	14	0	0	0	8	0	23.2	48	28	24	7	0	8	1	15	3	1
	Tri-City	0	0	8.31	4	0	0	0	3	0	4.1	6	4	4	1	0	5	0	2	1	0
<b>Minor League Totals</b>		<b>1</b>	<b>1</b>	<b>9.00</b>	<b>18</b>	<b>0</b>	<b>0</b>	<b>0</b>	<b>11</b>	<b>0</b>	<b>28.0</b>	<b>54</b>	<b>32</b>	<b>28</b>	<b>8</b>	<b>0</b>	<b>13</b>	<b>1</b>	<b>17</b>	<b>4</b>	<b>1</b>

Year	Club	AVG	G	AB	R	H	2B	3B	HR	RBI	SH	SF	HP	BB	IBB	SO	SB	CS	GIDP	SLG	OBP
2009	Tri-City	.316	49	187	32	59	8	2	3	20	5	0	0	20	0	35	9	5	0	.428	.382
2010	Tri-City	.240	53	192	25	46	12	0	1	13	2	2	0	22	0	47	7	3	4	.318	.315
<b>Minor League Totals</b>		<b>.277</b>	<b>102</b>	<b>379</b>	<b>57</b>	<b>105</b>	<b>20</b>	<b>2</b>	<b>4</b>	<b>33</b>	<b>7</b>	<b>2</b>	<b>0</b>	<b>42</b>	<b>0</b>	<b>82</b>	<b>16</b>	<b>8</b>	<b>4</b>	<b>.372</b>	<b>.348</b>

## Sanders, Joe

## Infielder

HT: 6-0                                      WT: 195                                      B/T: R/R                                      Hometown: Millbrook, AL  
**Born:** April 24, 1988 in Montgomery, AL                                      School: Auburn University

**Obtained:** Selected in the fifth round of the 2009 First-Year Player Draft.

**2011:** Was used primarily as a designated hitter for High-A Modesto but also saw time at second base, first base and third base in his third professional season...was placed on the disabled list 6/1 for the remainder of the season...**2010:** Began the season with Low-A Asheville where he was named to the SAL All-Star team after he hit .275 with 29 RBI and 7 home runs in the first half of the season...transferred to High-A Modesto 7/1...his 17 home runs were tied for the fourth-most in the Rockies system...**2009:** Played his first professional season with Tri-City as the club's regular third baseman...hit .251 (61-for-243) with 17 doubles, one home run and 33 RBI for the Dust Devils...hit .291 (32-for-110) with 20 RBI in his final 28 games...**PERSONAL:** Signed on June 15, 2009 by Rockies scout Damon Iannelli.

Year	Team	AVG	G	AB	R	H	2B	3B	HR	RBI	SAC	SF	HBP	BB	IBB	SO	SB	CS	GIDP	OBP	SLG
2009	Tri-City	.251	62	243	27	61	17	1	1	33	5	4	2	8	1	51	6	1	8	.276	.342
2010	Asheville	.267	66	258	28	69	16	1	9	40	0	6	0	13	0	58	3	3	6	.296	.442
	Modesto	.221	48	181	26	40	9	2	8	21	0	3	0	12	1	43	2	1	2	.265	.425
2011	Modesto	.211	30	109	14	23	5	0	1	17	1	0	0	3	0	31	0	0	2	.232	.284
<b>Minor League Totals</b>		<b>.244</b>	<b>206</b>	<b>791</b>	<b>95</b>	<b>193</b>	<b>47</b>	<b>4</b>	<b>19</b>	<b>111</b>	<b>6</b>	<b>13</b>	<b>2</b>	<b>36</b>	<b>2</b>	<b>183</b>	<b>11</b>	<b>5</b>	<b>18</b>	<b>.274</b>	<b>.386</b>

## Santana, Jhonriz

## Right-Handed Pitcher

HT: 6-1                                      WT: 165                                      B/T: R/R                                      Hometown: Cotui, DR  
**Born:** April 22, 1993 in Cotui, DR                                      School: N/A

**Obtained:** Signed as a non-drafted free agent on January 5, 2011.

**2011:** Made seven appearances out of the bullpen for the DSL Rockies in his first professional season...**PERSONAL:** Signed by Rockies scouts Rolando Fernandez and Jhonathan Leyba.

Year	Team	W	L	ERA	G	GS	CG	SHO	GF	SV	IP	H	R	ER	HR	HB	BB	IBB	SO	WP	BK
2011	Rockies (DSL)	0	0	8.53	7	0	0	0	2	0	6.1	7	8	6	0	0	9	0	4	3	0
<b>Minor League Totals</b>		<b>0</b>	<b>0</b>	<b>8.53</b>	<b>7</b>	<b>0</b>	<b>0</b>	<b>0</b>	<b>2</b>	<b>0</b>	<b>6.1</b>	<b>7</b>	<b>8</b>	<b>6</b>	<b>0</b>	<b>0</b>	<b>9</b>	<b>0</b>	<b>4</b>	<b>3</b>	<b>0</b>

# Schaeffer, Warren

# Infielder

**HT:** 6-0 **WT:** 180 **B/T:** R/R **Hometown:** Vandergrift, PA  
**Born:** January 28, 1985 in Vandergrift, PA **School:** Virginia Tech University  
**Obtained:** Selected in 38th round of the 2007 First-Year Player Draft.

**2011:** Started his fifth professional season with Double-A Tulsa...transferred to Triple-A Colorado Springs 7/6 where he played until being transferred back to Tulsa...moved back to Colorado Springs 7/27 where he would remain for the rest of the season...was placed on the disabled list from 8/27-9/5...**2010:** Began the season with Tulsa where he played 69 games for the Drillers...played shortstop in the beginning of the year before switching to third base in late July...transferred to Colorado Springs 9/1...**2009:** Spent the entire season with Modesto as a utility infielder...saw playing time at all four infield positions, with the majority of his time coming at shortstop...**2008:** Spent the entire season with Asheville as the club's utility infielder, as he saw playing time at all four infield positions...**2007:** Spent the majority of the season with rookie Level Casper, but did appear in one game with Tri-City...**PERSONAL:** Signed on June 11, 2007 by Rockies scout Jay Matthews.

Year	Team	AVG	G	AB	R	H	2B	3B	HR	RBI	SAC	SF	HBP	BB	IBB	SO	SB	CS	GDP	OBP	SLG	
2007	Tri-City	.000	1	4	0	0	0	0	0	0	0	0	0	0	0	0	0	0	0	1	.000	.000
	Casper	.187	44	134	19	25	4	0	0	13	2	0	5	10	0	23	3	1	4	.268	.216	
2008	Asheville	.226	92	287	38	65	16	1	3	33	5	3	4	20	0	63	6	2	10	.283	.321	
2009	Modesto	.218	70	165	21	36	5	1	2	20	3	3	3	8	0	38	3	1	4	.263	.297	
2010	Tulsa	.238	69	240	29	57	11	0	1	24	5	1	6	12	0	57	0	1	14	.290	.296	
	Colo. Springs	.252	33	103	16	26	5	2	2	19	5	0	3	5	0	19	0	1	4	.306	.398	
2011	Tulsa	.139	43	108	8	15	5	0	0	10	4	0	2	12	0	30	1	0	4	.238	.185	
	Colo. Springs	.277	26	65	9	18	5	1	0	3	0	0	0	2	0	13	0	0	1	.299	.385	
<b>Minor League Totals</b>		<b>.219</b>	<b>378</b>	<b>1106</b>	<b>140</b>	<b>242</b>	<b>51</b>	<b>5</b>	<b>8</b>	<b>122</b>	<b>24</b>	<b>7</b>	<b>23</b>	<b>69</b>	<b>0</b>	<b>243</b>	<b>13</b>	<b>6</b>	<b>42</b>	<b>.277</b>	<b>.296</b>	

# Schmidt, Nicholas

# Left-Handed Pitcher

**HT:** 6-5 **WT:** 245 **B/T:** S/L **Hometown:** High Ridge, MO  
**Born:** October 10, 1985 in St. Louis, MO **School:** University of Arkansas  
**Obtained:** Trade from San Diego as PTBNL for RHP Huston Street on December 8, 2011.

**2011:** For the second straight season made only starts as he spent the majority of the season with High-A Lake Elsinore...was placed on the disabled list 4/7 and made rehab starts with the AZL Padres from 6/27-7/4...his 3.84 ERA was the lowest in any stop since posting a 2.79 in 2009 with Single-A Fort Wayne...**2010:** Spent the entire season at Lake Elsinore where he set career-highs in wins, losses, starts, innings and strikeouts...**2009:** Split time evenly between Fort Wayne and Lake Elsinore...in 13 appearances/11 starts for Fort Wayne went 4-0 with a 2.79 ERA while going 2-9 with a 7.88 ERA for Lake Elsinore...**2008:** Missed the entire year while recovering from Tommy John Surgery on his pitching elbow...tabbed as the ninth-best prospect in the San Diego organization entering the season by *Baseball America*...**PERSONAL:** Left the University of Arkansas as the all-time strikeouts leader (345) and also ranked among the school's all-time leaders in wins (3rd, 28), innings pitched (3rd, 340.1 ip), starts (2nd, 52) and ERA (8th, 2.83)...became the fifth Arkansas Player to be named a two-time All-American selection, earning Second-Team All-American honors from Louisville Slugger in 2007 and First-Team Freshman All-American honors in 2005...signed by Padres scout Lane Decker.

Year	Team	W	L	ERA	G	GS	CG	SHO	GF	SV	IP	H	R	ER	HR	HB	BB	IBB	SO	WP	BK	
2007	Fort Wayne	0	1	6.43	3	1	0	0	1	0	7.0	8	5	5	0	0	6	0	6	0	0	
2008	- DID NOT PLAY - INJURED																					
2009	Fort Wayne	4	0	2.79	13	11	0	0	0	0	51.2	38	21	16	0	4	23	0	59	4	0	
	Lake Elsinore	2	8	7.88	11	11	0	0	0	0	48.0	68	43	42	7	8	27	0	27	3	0	
2010	Lake Elsinore	6	9	4.35	24	24	0	0	0	0	97.1	94	54	47	4	9	43	0	87	7	0	
2011	AZL Padres	1	1	4.50	2	2	0	0	0	0	8.0	8	4	4	0	0	3	0	9	3	0	
	Lake Elsinore	3	5	3.84	12	12	0	0	0	0	63.1	62	35	27	7	4	23	0	58	6	2	
<b>Minor League Totals</b>		<b>16</b>	<b>24</b>	<b>4.61</b>	<b>65</b>	<b>61</b>	<b>0</b>	<b>0</b>	<b>1</b>	<b>0</b>	<b>275.1</b>	<b>278</b>	<b>162</b>	<b>141</b>	<b>18</b>	<b>25</b>	<b>125</b>	<b>0</b>	<b>246</b>	<b>23</b>	<b>2</b>	

# Schnaitmann, Nicholas

# Right-Handed Pitcher

**HT:** 6-6 **WT:** 190 **B/T:** R/R **Hometown:** Vacaville, CA  
**Born:** November 16, 1989 in Fairfield, CA **School:** Cosumnes River College  
**Obtained:** Selected in the 22nd round of the 2008 First-Year Player Draft.

**2011:** Began the season at High-A Modesto and was transferred to Asheville in the middle of July...his 11 losses were tie for most among Nuts...after moving to Asheville, posted a 6-2 record, the second-most wins among Tourists...**2010:** Spent his third season with Low-A Asheville...led the Tourists in starts, wins and innings...was better the second half of the year as he went 3-5, 4.74 (68.1 ip, 36 er) in 13 starts after the All-Star game **2009:** In his second professional season he did not pitch until 8/22...**2008:** After signing in August made just 2 appearances, both scoreless, for Casper in his initial professional season...**PERSONAL:** Signed on August 10, 2008 by Rockies scout Gary Wilson.

Year	Team	W	L	ERA	G	GS	CG	SHO	GF	SV	IP	H	R	ER	HR	HB	BB	IBB	SO	WP	BK
2008	Casper	0	0	0.00	2	0	0	0	1	0	2.0	3	0	0	0	0	1	0	2	0	0
2009	Casper	1	2	3.91	5	4	0	0	0	0	23.0	28	14	10	2	4	5	0	15	0	0
2010	Asheville	8	10	5.32	25	24	0	0	0	0	132.0	163	90	78	12	11	38	0	59	5	0
2011	Modesto	3	11	10.16	16	14	0	0	1	0	67.1	98	82	76	17	3	45	0	44	11	1
	Asheville	6	2	2.70	9	9	1	0	0	0	60.0	56	22	18	4	3	15	1	32	3	0
<b>Minor League Totals</b>		<b>18</b>	<b>25</b>	<b>5.76</b>	<b>57</b>	<b>51</b>	<b>1</b>	<b>0</b>	<b>2</b>	<b>0</b>	<b>284.1</b>	<b>348</b>	<b>208</b>	<b>182</b>	<b>35</b>	<b>21</b>	<b>104</b>	<b>1</b>	<b>152</b>	<b>19</b>	<b>1</b>

# Senzatela, Antonio

# Right-Handed Pitcher

**HT:** 6-1 **WT:** 180 **B/T:** R/R **Hometown:** Valencia, VZ  
**Born:** January 1, 1995 in Valencia, VZ **School:** N/A  
**Obtained:** Signed as a non-drafted free agent on July 8, 2011.

**2011:** Signed for next season...**PERSONAL:** Signed by Rockies scouts Rolando Fernandez, Orlando Medina and Carlos Gomez.

# Shepherd, Jaron

# Outfielder

HT: 6-1 WT: 180 B/T: L/R Hometown: Kilgore, TX  
 Born: October 30, 1988 in Indianapolis, IN School: Mississippi State  
**Obtained:** Selected in the 33rd round of the 2011 First-Year Player Draft.  
**2011:** Played all three outfield positions in his first season of professional ball with Short Season Tri-City...**PERSONAL:** Signed by Rockies scout Damon Ianelli.

Year	Team	AVG	G	AB	R	H	2B	3B	HR	RBI	SAC	SF	HBP	BB	IBB	SO	SB	CS	GIDP	OBP	SLG
2011	Tri-City	.272	30	92	15	25	5	1	0	4	3	0	1	14	0	22	1	2	2	.374	.348
<b>Minor League Totals</b>		<b>.272</b>	<b>30</b>	<b>92</b>	<b>15</b>	<b>25</b>	<b>5</b>	<b>1</b>	<b>0</b>	<b>4</b>	<b>3</b>	<b>0</b>	<b>1</b>	<b>14</b>	<b>0</b>	<b>22</b>	<b>1</b>	<b>2</b>	<b>2</b>	<b>.374</b>	<b>.348</b>

# Simon, Jared

# Outfielder

HT: 6-1 WT: 210 B/T: R/R Hometown: Seffner, FL  
 Born: March 9, 198 in Tampa, FL School: University of Tampa  
**Obtained:** Selected in the sixth round of the 2010 First-Year Player Draft.  
**2011:** Spent the entire season as the right fielder for Short Season Tri-City where he tied second on the team in home runs and was second in games played...was named Northwest League Player of the Week, 7/25, after collecting four multi-hit games and two multi-RBI games in the week...went 5-for-6 with two home runs and six RBI 8/10...**2010:** Was a regular outfielder for Tri-City, playing mostly left field...hit nearly the same in each of the first three months of the season: June-.238; July-.235; August-.230...**PERSONAL:** Signed on June 11, 2010 by Rockies scout John Cedarburg.

Year	Team	AVG	G	AB	R	H	2B	3B	HR	RBI	SAC	SF	HBP	BB	IBB	SO	SB	CS	GIDP	OBP	SLG
2010	Tri-City	.226	62	234	16	53	6	3	1	19	1	0	8	18	2	68	6	2	3	.304	.291
2011	Tri-City	.243	65	239	32	58	11	1	5	34	0	1	5	30	0	77	3	3	2	.338	.360
<b>Minor League Totals</b>		<b>.235</b>	<b>127</b>	<b>473</b>	<b>48</b>	<b>111</b>	<b>17</b>	<b>4</b>	<b>6</b>	<b>53</b>	<b>1</b>	<b>1</b>	<b>13</b>	<b>48</b>	<b>2</b>	<b>145</b>	<b>9</b>	<b>5</b>	<b>5</b>	<b>.321</b>	<b>.326</b>

# Simons, Zachary

# Right-Handed Pitcher

HT: 6-3 WT: 200 B/T: L/R Hometown: Glenss Ferry, ID  
 Born: May 23, 1985 in Mountain Home, ID School: Everett Community College (WA)  
**Obtained:** Signed as a minor league free agent on December 13, 2011.  
**2011:** Began the season in the Detroit Tiger's system where he made stops with Toledo and Erie...released 6/27 and signed a Minor League contract with Florida, 7/6...pitched at three levels of the Marlins system before becoming a Minor League free agent following the season...**2010:** Selected to the Eastern League's mid-season all-star squad...**2009:** Selected to the Eastern League's Mid-season all-star squad...posted a 4.50 ERA (4.0 ip, 2 er) in eight outings with Margarita in the Venezuelan Winter League following the season...**2008:** Named the 28th-best prospect in the Tigers organization following the season by *Baseball America*...finished 0-1 with a 4.85 ERA (13.0IP/7ER) in 12 outings for Mesa in the Arizona Fall League following the season...**2007:** Other than teammate Tommy Baumgardner, was the most frequently used member out of the Tourists' bullpen in 2007...appeared in a career-high 42 games while also posting career-bests in wins (8) and strikeouts (62)...his 8 victories were the third-most on the team behind only Andy Graham (10) and Aneury Rodriguez (9)...inherited 14 runners and allowed just 3 to score...posted a 2.25 ERA through his first 25 games...played for the Waikiki Beach Boys following the season and posted no record with an 8.22 ERA (7.2 ip, 7 er) with one save in 5 relief games...**2006:** Posted a 5-2 record with a 3.65 ERA (56.2 ip, 23 er) over his first 10 games, but lost his next 7 decisions, during which he posted a 10.85 ERA (37.1 ip, 45 er) in 8 contests...held lefties to a .305 average and right-handers at .286...**2005:** Went 6-5 with 3.81 ERA (82.2 ip, 35 er) with 40 strikeouts in 15 games/starts...ranked fifth among Rockies organizational leaders in ERA...tied for third-most innings pitched in the Northwest League...among team leaders, ranked first in games started and tied for first in wins and innings pitched...named organizational Player of the Month for July...registered first professional win on 7/3 vs. Boise after blanking the Hawks through 6.2 innings...tabbed as 16th-best prospect in the NWL by *Baseball America*...**PERSONAL:** Signed by Rockies scout Gary Wilson...originally selected by Colorado in the second round of the 2005 First-Year Player Draft...was also selected by Oakland in the 38th round of the June draft out of Glenss Ferry High School, but he did not sign...traded to Detroit in the deal that send Jason Grilli to Colorado on 4/30/08.

Year	Team	W	L	ERA	G	GS	CG	SHO	GF	SV	IP	H	R	ER	HR	HB	BB	IBB	SO	WP	BK
2005	Tri-City	6	5	3.81	15	15	0	0	0	0	82.2	75	39	35	8	6	23	0	40	5	0
2006	Asheville	6	9	6.29	26	21	1	0	0	0	111.2	134	91	78	14	6	49	0	60	7	2
2007	Asheville	8	2	4.52	42	0	0	0	5	1	69.2	69	37	35	6	1	31	0	62	6	1
2008	Modesto	1	0	2.70	7	0	0	0	3	0	13.1	12	5	4	1	3	9	0	14	3	0
	Lakeland	5	2	2.36	39	0	0	0	14	2	53.1	29	15	14	2	2	30	1	61	0	0
2009	Erie	1	2	2.82	31	0	0	0	11	3	51.0	39	21	16	1	0	21	1	50	6	0
	Toledo	3	0	2.45	11	0	0	0	4	1	18.1	15	5	5	3	0	4	1	13	0	0
2010	Erie	3	4	2.36	34	0	0	0	17	3	53.1	36	14	14	5	4	21	3	54	2	0
	Toledo	0	0	3.78	10	0	0	0	4	0	16.2	18	7	7	1	0	7	0	18	1	0
2011	Toledo	0	1	5.11	8	0	0	0	5	1	12.1	10	7	7	4	0	10	0	10	0	0
	Erie	0	1	5.01	15	0	0	0	4	1	23.1	19	13	13	6	1	13	0	17	1	0
	Jupiter	0	0	0.00	5	0	0	0	1	0	4.1	4	2	0	0	0	1	0	3	1	0
	Jacksonville	0	2	7.30	8	0	0	0	2	0	12.1	14	11	10	2	0	6	1	9	4	0
	New Orleans	0	0	7.27	4	0	0	0	2	0	8.2	10	7	7	2	0	6	0	7	0	0
<b>Minor League Totals</b>		<b>33</b>	<b>28</b>	<b>4.15</b>	<b>255</b>	<b>36</b>	<b>1</b>	<b>0</b>	<b>72</b>	<b>12</b>	<b>531.0</b>	<b>484</b>	<b>274</b>	<b>245</b>	<b>55</b>	<b>23</b>	<b>231</b>	<b>7</b>	<b>418</b>	<b>36</b>	<b>3</b>

# Sitton, Kraig

# Left-Handed Pitcher

HT: 6-5 WT: 195 B/T: L/L Hometown: Carlton, OR  
 Born: July 13, 1988 in McMinnville, OR School: Oregon State University  
**Obtained:** Selected in the seventh round of the 2010 First-Year Player Draft.  
**2011:** Spent the entire season with Low-A Asheville where he tied for the team lead with seven wins...finished the season second in the South Atlantic League in holds (11) and was third in the SAL in games played behind teammates Juan Perez (55)

**SITTON** continued

and Bruce Kern (54)...**2010:** In his first pro season worked out of the bullpen for Tri-City where he was used as a late-inning reliever...went 1-for-1 in his save opportunities...**PERSONAL:** Signed on June 28, 2010 by Rockies scout Jesse Retzlaff.

Year	Team	W	L	ERA	G	GS	CG	SHO	GF	SV	IP	H	R	ER	HR	HB	BB	IBB	SO	WP	BK
2010	Tri-City	1	0	2.86	20	0	0	0	7	1	28.1	21	9	9	1	1	10	0	35	7	0
2011	Asheville	7	1	4.59	53	0	0	0	13	0	68.2	82	45	35	11	1	15	0	53	6	0
<b>Minor League Totals</b>		<b>8</b>	<b>1</b>	<b>4.08</b>	<b>73</b>	<b>0</b>	<b>0</b>	<b>0</b>	<b>20</b>	<b>1</b>	<b>97.0</b>	<b>103</b>	<b>54</b>	<b>44</b>	<b>12</b>	<b>2</b>	<b>25</b>	<b>0</b>	<b>88</b>	<b>13</b>	<b>0</b>

**Slaats, Joshua**

**Right-Handed Pitcher**

**HT:** 6-5      **WT:** 225      **B/T:** R/R      **Hometown:** San Ramon, CA  
**Born:** December 22, 1988 in Oakland, CA      **School:** University of Hawaii

**Obtained:** Selected in the fifth round of the 2010 First-Year Player Draft.  
**2011:** Made the move to Low-A Asheville in his second professional season...was named the South Atlantic League Pitcher of the Week, 7/18-24...led all Asheville pitchers in starts and innings pitched, was tied for first in wins and was second in strikeouts...also had the second-fewest losses among starting pitchers at Asheville...**2010:** Pitched as a member of the Tri-City in his first pro season...started in the bullpen for three long-relief apps, allowing just one hit and no runs over 10.1 ip...moved to the starting rotation and made five straight starts...**PERSONAL:** Signed on July 12, 2010 by Rockies scout Mike Hattabaugh.

Year	Team	W	L	ERA	G	GS	CG	SHO	GF	SV	IP	H	R	ER	HR	HB	BB	IBB	SO	WP	BK
2010	Tri-City	1	3	1.95	8	5	0	0	2	0	32.1	20	10	7	2	6	10	0	42	3	0
2011	Asheville	7	3	4.18	22	22	0	0	0	0	125.0	135	65	58	12	6	51	0	103	6	1
<b>Minor League Totals</b>		<b>8</b>	<b>6</b>	<b>3.72</b>	<b>30</b>	<b>27</b>	<b>0</b>	<b>0</b>	<b>2</b>	<b>0</b>	<b>157.1</b>	<b>155</b>	<b>75</b>	<b>65</b>	<b>14</b>	<b>12</b>	<b>61</b>	<b>0</b>	<b>145</b>	<b>9</b>	<b>1</b>

**Smalling, Timothy**

**Infielder**

**HT:** 6-3      **WT:** 210      **B/T:** R/R      **Hometown:** Raleigh, NC  
**Born:** October 14, 1987 in Pompton Plains, NJ      **School:** Virginia Tech University

**Obtained:** Selected in the 15th round of the 2011 First-Year Player Draft.  
**2011:** Made his professional debut with Short Season Tri-City where he played shortstop to begin the season but played more time at second base after switching positions in early July...led the Northwest League in triples, third in doubles and tied for third in extra-base hits...**PERSONAL:** Signed by Rockies scout Jay Matthews.

Year	Team	AVG	G	AB	R	H	2B	3B	HR	RBI	SAC	SF	HBP	BB	IBB	SO	SB	CS	GIDP	OBP	SLG
2011	Tri-City	.294	57	238	42	70	19	7	1	21	6	1	3	11	0	49	4	3	7	.332	.445
<b>Minor League Totals</b>		<b>.294</b>	<b>57</b>	<b>238</b>	<b>42</b>	<b>70</b>	<b>19</b>	<b>7</b>	<b>1</b>	<b>21</b>	<b>6</b>	<b>1</b>	<b>3</b>	<b>11</b>	<b>0</b>	<b>49</b>	<b>4</b>	<b>3</b>	<b>7</b>	<b>.332</b>	<b>.445</b>

**Soriano, Wilson**

**Infielder**

**HT:** 5-9      **WT:** 140      **B/T:** R/R      **Hometown:** Boca Chica, DR  
**Born:** December 31, 1991 in Boca Chica, DR      **School:** N/A

**Obtained:** Signed as a minor league free agent on July 2, 2008.  
**2011:** Spent his third season with the DSL Rockies where he collected career highs in nearly every offensive category, including doubling his stolen bases from a year ago, from 9 to 18...his 18 steals were second on the club...played catcher, second base, third base, shortstop and centerfield, seeing the most time in center field for the Rockies...**2010:** Spent his second season with the DSL Rockies...played mainly third base but also saw time at second, left field and center field...**2009:** In his first professional season he hit .200 (27-for-135) with 16 RBI in 52 games with the DSL Rockies...split his time between second base, third base and shortstop, with the majority of his time coming at second base...**PERSONAL:** signed by Rockies scouts Rolando Fernandez and Jhonathan Leyba.

Year	Team	AVG	G	AB	R	H	2B	3B	HR	RBI	SAC	SF	HBP	BB	IBB	SO	SB	CS	GIDP	OBP	SLG
2009	Rockies (DSL)	.200	52	135	22	27	7	0	0	16	8	3	4	15	0	11	5	5	4	.293	.252
2010	Rockies (DSL)	.213	43	89	14	19	0	1	0	3	4	0	0	16	0	4	9	6	5	.333	.236
2011	Rockies (DSL)	.258	59	178	32	46	7	1	0	18	12	0	0	17	0	9	18	8	3	.323	.309
<b>Minor League Totals</b>		<b>.229</b>	<b>154</b>	<b>402</b>	<b>68</b>	<b>92</b>	<b>14</b>	<b>2</b>	<b>0</b>	<b>37</b>	<b>24</b>	<b>3</b>	<b>4</b>	<b>48</b>	<b>0</b>	<b>24</b>	<b>32</b>	<b>19</b>	<b>12</b>	<b>.315</b>	<b>.274</b>

**Sosa, Francisco**

**Outfielder**

**HT:** 6-4      **WT:** 180      **B/T:** R/R      **Hometown:** San Pedro de Macoris, DR  
**Born:** February 27, 1990 in San Pedro de Macoris, DR      **School:** N/A

**Obtained:** Signed as a non-drafted free agent on August 25, 2007.  
**2011:** Spent the entire season as a left fielder for Rookie Level Casper...**2010:** Began the season as the designated hitter for Casper before being transferred to the DSL Rockies where he finished the season as the everyday center fielder...**2009:** Spent the entire season with the DSL Rockies...saw time at all three outfield positions...finished second on the club in RBI (29), total bases (74) and stolen bases (16)...**2008:** Spent his first season with the DSL Rockies in the outfield...**PERSONAL:** Signed on August 25, 2007 by Rockies scouts Rolando Fernandez and Frank Roa.

Year	Team	AVG	G	AB	R	H	2B	3B	HR	RBI	SAC	SF	HBP	BB	IBB	SO	SB	CS	GIDP	OBP	SLG
2008	Rockies (DSL)	.203	57	182	18	37	6	1	3	13	2	1	7	15	0	55	10	9	1	.288	.297
2009	Rockies (DSL)	.291	57	199	23	58	8	1	2	29	1	2	8	22	0	54	16	6	4	.381	.372
2010	Casper	.176	5	17	3	3	0	0	0	1	1	0	0	1	0	5	0	1	0	.222	.176
	Rockies (DSL)	.148	23	61	8	9	3	0	0	1	1	0	3	9	0	21	4	5	0	.288	.197
2011	Casper	.254	50	185	21	47	10	3	6	28	2	1	1	13	0	57	7	4	1	.305	.438
<b>Minor League Totals</b>		<b>.239</b>	<b>192</b>	<b>644</b>	<b>73</b>	<b>154</b>	<b>27</b>	<b>5</b>	<b>11</b>	<b>72</b>	<b>7</b>	<b>4</b>	<b>19</b>	<b>60</b>	<b>0</b>	<b>192</b>	<b>37</b>	<b>25</b>	<b>6</b>	<b>.320</b>	<b>.348</b>

**Story, Trevor**

**Infielder**

**HT:** 6-1      **WT:** 175      **B/T:** R/R      **Hometown:** Irving, TX  
**Born:** November 15, 1992 in Irving, TX      **School:** Irving (TX) HS

**Obtained:** Selected in the supplemental round (45th overall) of the 2011 First-Year Player Draft.  
**2011:** In his first professional season, made his debut with Rookie Level Casper where he was named the Pioneer League



Farm System



STORY continued

Player of the Week 8/15-22...played 30 games at shortstop and 15 at third base...was named the Pioneer League's top prospect following the season by Baseball America...PERSONAL: Signed by Rockies scout Dar Cox...was ranked the 40th-best prospect in the 2011 Draft by Baseball America, he was also ranked by Baseball America as the second-best position player in the state of Texas and the fourth-best shortstop available in the entire Draft...hit .484 (44-for-91) with 10 doubles, 3 triples, 8 home runs, 38 runs scored and 29 RBI for the Irving igers in 2011...his .484 batting average ranked sixth among Dallas Area 5A players in 2011.

Table with 17 columns: Year, Team, AVG, G, AB, R, H, 2B, 3B, HR, RBI, SAC, SF, HBP, BB, IBB, SO, SB, CS, GIDP, OBP, SLG. Rows include 2011 Casper and Minor League Totals.

Suarez, Rafael

Right-Handed Pitcher

HT: 6-2 WT: 175 B/T: R/R Hometown: San Diego, Valencia, VZ
Born: May 14, 1989 in San Diego, Valencia, VZ School: N/A
Obtained: Signed as a non-drafted free agent on March 8, 2006.
2011: Began the season at Low-A Asheville where he made 18 appearances before being transferred to Short Season Tri-City at the beginning of June...made 21 appearances for the Dust Devils and had the third-lowest ERA among Dust Devils...2010: Made 18 appearances, all out of the bullpen, for Rookie Level Casper...was the first season he did not make a start...had the second-most games finished among all Ghosts...2009: Made just 5 appearances with the DSL Rockies in his fourth professional season...had 9 strikeouts in his 9.0 innings pitched...2008: Was placed on the DL 7/4, where he would remain for the rest of the season...2007: Was 3-0, 2.16 through his first 6 games, but went 0-3, 6.11 over his final 4 outings...2006: Spent first season with the Rox DSL team...tossed no more than 2.0 innings in both of his 2 starts...PERSONAL: Signed on March 8, 2006 by Rolando Fernandez, Francisco Cartaya and Carlos Gomez.

Table with 17 columns: Year, Team, W, L, ERA, G, GS, CG, SHO, GF, SV, IP, H, R, ER, HR, HB, BB, IBB, SO, WP, BK. Rows include 2006-2011 and Minor League Totals.

Swanner, William

Catcher

HT: 6-2 WT: 185 B/T: R/R Hometown: Cardiff, CA
Born: August 10, 1991 in La Jolla, CA School: La Costa Canyon (CA) HS
Obtained: Selected in the 15th round of the 2010 First-Year Player Draft.
2011: Spent the entire season in Casper where he was named the ninth-best prospect in the Pioneer League by Baseball America...was named the PL Player of the Week, 7/4-10 and a PL Postseason All-Star...had multiple home runs in two games on the season, including slugging three homers 7/4...following the season was named A Rookie All-Star by Baseball America...2010: Spent his first professional season with Rookie Level Casper...rated as the Rockies 16th-best prospect prior to the 2011 season by Baseball America...PERSONAL: Signed on August 12, 2010 by Rockies scout Jon Lukens.

Table with 17 columns: Year, Team, AVG, G, AB, R, H, 2B, 3B, HR, RBI, SAC, SF, HBP, BB, IBB, SO, SB, CS, GIDP, OBP, SLG. Rows include 2010-2011 and Minor League Totals.

Tago, Peter

Right-Handed Pitcher

HT: 6-3 WT: 180 B/T: R/R Hometown: Laguna Niguel, CA
Born: July 5, 1992 in Harbor City, CA School: Dan Hills (CA) HS
Obtained: Selected in the supplemental first round (47th overall) in the 2010 First-Year Player Draft.
2011: In his first professional action made 19 starts for Low-A Asheville...tied for the second-most starts among Tourists and had the third-most innings...2010: Did not play after being drafted...rated the fifth-best prospect in the Rockies system prior to the 2011 season by Baseball America...PERSONAL: Signed on August 16, 2010 by Rockies scout Jon Lukens.

Table with 17 columns: Year, Team, W, L, ERA, G, GS, CG, SHO, GF, SV, IP, H, R, ER, HR, HB, BB, IBB, SO, WP, BK. Rows include 2011 Asheville and Minor League Totals.

Tanos, Brett

Infielder

HT: 6-0 WT: 180 B/T: R/R Hometown: Cypress, CA
Born: October 6, 1988 in Los Alamitos, CA School: Santa Ana College (CA)
Obtained: Selected in the 10th round of the 2010 First-Year Player Draft.
2011: Spent his second season with Low-A Asheville where he led the Tourists in walks...finished fourth in the South Atlantic League in on-base percentage and was named a SAL Midseason All-Star...played third base for the first part of the season and moved to second base in late July...2010: Spent his first professional season with Casper, where he played the most games at third base and the second-most games in the infield...was named honorable mention to the Pioneer League All-Star team...PERSONAL: Signed on June 12, 2010 by Rockies scout Jon Lukens.

Table with 17 columns: Year, Team, AVG, G, AB, R, H, 2B, 3B, HR, RBI, SAC, SF, HBP, BB, IBB, SO, SB, CS, GIDP, OBP, SLG. Rows include 2010-2011 and Minor League Totals.

## Tapia, Raimel

## Outfielder

**HT:** 6-2 **WT:** 160 **B/T:** L/L **Hometown:** San Pedro de Macoris, DR  
**Born:** February 4, 1994 in San Pedro de Macoris, DR **School:** N/A  
**Obtained:** Signed as a non-drafted free agent on November 29, 2010.  
**2011:** In his first professional season saw time primarily in center field but also in left and right field...led the DSL Rockies in at-bats and RBI and was second in games...**PERSONAL:** Signed by Rockies scouts Rolando Fernandez, Jhonathan Leyba and Hector Roa.

Year	Team	AVG	G	AB	R	H	2B	3B	HR	RBI	SAC	SF	HBP	BB	IBB	SO	SB	CS	GDP	OBP	SLG
2011	Rockies (DSL)	.262	67	248	29	65	6	3	1	35	5	1	2	26	1	41	15	8	4	.336	.323
<b>Minor League Totals</b>		<b>.262</b>	<b>67</b>	<b>248</b>	<b>29</b>	<b>65</b>	<b>6</b>	<b>3</b>	<b>1</b>	<b>35</b>	<b>5</b>	<b>1</b>	<b>2</b>	<b>26</b>	<b>1</b>	<b>41</b>	<b>15</b>	<b>8</b>	<b>4</b>	<b>.336</b>	<b>.323</b>

## Tarleton, Dallas (William)

## Catcher

**HT:** 5-11 **WT:** 200 **B/T:** L/R **Hometown:** Indian Trail, NC  
**Born:** September 5, 1987 in Charlotte, NC **School:** Elon University (NC)  
**Obtained:** Selected in the 20th round of the 2009 First-Year Player Draft.

**2011:** Spent the entire season at High-A Modesto as the one of the clubs catchers...set career highs in average and triples...was on the disabled list from 6/26-8/30...**2010:** Was the primary catcher, appearing in 72 games behind the plate, for Low-A Asheville...**2009:** Played his first season with Tri-City as one of the club's catchers...**PERSONAL:** Signed on June 12, 2009 by Rockies scout Jay Matthews...transferred to Elon for the 2008 season after two years at Lenoir-Rhyne.

Year	Team	AVG	G	AB	R	H	2B	3B	HR	RBI	SAC	SF	HBP	BB	IBB	SO	SB	CS	GDP	OBP	SLG
2009	Tri-City	.193	32	109	10	21	4	0	0	9	2	1	0	18	1	19	4	2	1	.305	.229
2010	Asheville	.251	72	235	35	59	14	0	3	29	1	3	3	44	0	91	2	4	1	.372	.349
2011	Modesto	.268	56	164	23	44	5	2	0	21	1	0	2	30	0	44	2	2	2	.388	.323
<b>Minor League Totals</b>		<b>.244</b>	<b>160</b>	<b>508</b>	<b>68</b>	<b>124</b>	<b>23</b>	<b>2</b>	<b>3</b>	<b>59</b>	<b>4</b>	<b>4</b>	<b>5</b>	<b>92</b>	<b>1</b>	<b>154</b>	<b>8</b>	<b>8</b>	<b>4</b>	<b>.363</b>	<b>.315</b>

## Thomas, Dillon

## Outfielder

**HT:** 6-1 **WT:** 195 **B/T:** L/L **Hometown:** Houston, TX  
**Born:** December 12, 1992 in Houston, TX **School:** Westbury Christian School (TX)  
**Obtained:** Selected in the fourth round of the 2011 First-Year Player Draft.

**2011:** In his first professional season played in 15 games for Rookie Level Casper between left field and right field...**PERSONAL:** Signed by Rockies scout Jeff Edwards...hit .464 (45-for-117) with 8 home runs, 35 RBI, 40 runs scored and a .876 slugging percentage as a senior...batted .494 in his junior season and added 12 home runs and 39 RBI while being selected to the TAPPS All-Star team and the All-Houston team...was rated as the 91st-best prospect in the state of Texas prior to the 2011 Draft by *Baseball America*.

Year	Team	AVG	G	AB	R	H	2B	3B	HR	RBI	SAC	SF	HBP	BB	IBB	SO	SB	CS	GDP	OBP	SLG
2011	Casper	.328	15	58	12	19	2	0	1	7	0	0	0	3	0	18	2	1	0	.361	.414
<b>Minor League Totals</b>		<b>.328</b>	<b>15</b>	<b>58</b>	<b>12</b>	<b>19</b>	<b>2</b>	<b>0</b>	<b>1</b>	<b>7</b>	<b>0</b>	<b>0</b>	<b>0</b>	<b>3</b>	<b>0</b>	<b>18</b>	<b>2</b>	<b>1</b>	<b>0</b>	<b>.361</b>	<b>.414</b>

## Thomore, Carl

## Outfielder

**HT:** 6-2 **WT:** 215 **B/T:** R/R **Hometown:** East Brunswick, NJ  
**Born:** January 13, 1993 in New Brunswick, NJ **School:** East Brunswick (NJ) HS  
**Obtained:** Selected in the second round (77th overall) of the 2011 First-Year Player Draft.

**2011:** Played primarily right field but also saw time in left field and as the designated hitter in his first professional season, spent solely with Rookie Level Casper...**PERSONAL:** Signed by Rockies scout Mike Garlatti...was named to the Rawlings/Perfect Game Preseason All-American First-Team and All-Northeast Regional High School Senior First-Team as a senior at East Brunswick High School...was ranked as the 112th-best prospect entering the 2011 First-Year Player Draft by *Baseball America*...was also ranked the 10th-best corner outfielder in the Draft by *Baseball America*.

Year	Team	AVG	G	AB	R	H	2B	3B	HR	RBI	SAC	SF	HBP	BB	IBB	SO	SB	CS	GDP	OBP	SLG
2011	Casper	.192	43	156	25	30	8	0	3	25	0	0	3	18	0	52	4	1	4	.288	.301
<b>Minor League Totals</b>		<b>.192</b>	<b>43</b>	<b>156</b>	<b>25</b>	<b>30</b>	<b>8</b>	<b>0</b>	<b>3</b>	<b>25</b>	<b>0</b>	<b>0</b>	<b>3</b>	<b>18</b>	<b>0</b>	<b>52</b>	<b>4</b>	<b>1</b>	<b>4</b>	<b>.288</b>	<b>.301</b>

## Torres, Joseph

## Left-Handed Pitcher

**HT:** 6-2 **WT:** 180 **B/T:** L/L **Hometown:** Kissimmee, FL  
**Born:** September 4, 1982 in Bronx, NY **School:** Gateway (FL) HS  
**Obtained:** Signed as a minor league free agent on February 23, 2011.

**2011:** In his first season with the Rockies organization, appeared in 51 games for the Drillers, the second-most among Drillers and also had the second-most strikeouts among Drillers relievers...his 2.28 ERA was the lowest among qualified pitchers on the Drillers squad and he also led the Drillers and was third in the Texas League with 15 holds...**2010:** Spent the entire season with Double-A Birmingham of the White Sox organization where he made 16 appearances in relief before being released 5/31...**2009:** Went 1-1 with a 2.45 ERA (40.1 ip, 11 er), one save and 45 strikeouts over 30 games between Double-A Frisco and Single-A Inland Empire in the Texas and Dodgers organizations...**2008:** Spent the season with Double-A Birmingham, going 3-1 with a 2.68 ERA (50.1 ip, 15 er) and 58 strikeouts...**2007:** Combined to make 25 appearances between Single-A Winston-Salem, Rookie Level Bristol and Low-A Kannapolis, going 3-0 with a 3.52 ERA (38.1 ip, 15 er), two saves and 45 strikeouts...**2006:** Made 43 relief appearances with A Rancho Cucamongo in the Angels organization...**2005:** Combined to pitch in 30 games (15 starts) with Rancho Cucamongo and Class A Cedar Rapids. 2004: Missed the season after undergoing surgery on his left elbow...**2003:** Appeared in 11 games (10 starts) between Rancho Cucamongo and the AZL Angels...had two stints on the disabled list (left shoulder impingement and strained left elbow)...**2002:** Spent the entire season with Cedar Rapids, going 11-8, 3.52 ERA (133.0 ip, 52 er)...**2001:** Combined to pitch in 13 games with Cedar Rapids and Provo...averaged 9.9 strikeouts per 9.0 IP...**2000:** Made his professional debut with Rookie Level Boise...held opponents to a .168 average as a starter, best in the Northwest League...**PERSONAL:** Was originally selected by the Angels in the first round (10th overall) of the 2000 First-Year Player Draft.









# Yan, Julian

# Outfielder

HT: 6-2

WT: 175

B/T: R/R

Hometown: La Romana, DR

Born: November 27, 1991 in La Romana, DR

School: N/A

Obtained: Signed as a non-drafted free agent on November 11, 2008.

2011: Played primarily right field but also saw time in center field and left field in his third professional season, spent entirely with Rookie Level Casper...2010: Spent his second season with the Rockies DSL club...2009: Spent his first professional season with the DSL Rockies as one of the clubs regular outfielders...PERSONAL: Signed by scouts Rolando Fernandez, Jhonathan Leyba and Frank Roa.

Year	Team	AVG	G	AB	R	H	2B	3B	HR	RBI	SAC	SF	HBP	BB	IBB	SO	SB	CS	GIDP	OBP	SLG
2009	Rockies (DSL)	.197	47	152	17	30	7	1	2	14	5	0	2	22	0	45	1	7	0	.307	.296
2010	Rockies (DSL)	.201	64	209	26	42	3	1	6	25	4	1	9	16	0	59	15	11	2	.285	.311
2011	Casper	.249	53	201	22	50	8	2	3	26	0	2	0	11	1	60	6	1	5	.285	.353
<b>Minor League Totals</b>		<b>.217</b>	<b>164</b>	<b>562</b>	<b>65</b>	<b>122</b>	<b>18</b>	<b>4</b>	<b>11</b>	<b>65</b>	<b>9</b>	<b>3</b>	<b>11</b>	<b>49</b>	<b>1</b>	<b>164</b>	<b>22</b>	<b>19</b>	<b>7</b>	<b>.291</b>	<b>.322</b>

# Zuanich, Michael

# Infielder/Outfielder

HT: 6-4

WT: 225

B/T: R/L

Hometown: Torrance, CA

Born: July 10, 1986 in Torrance, CA

School: University of California-Santa Barbara

Obtained: Selected in the 28th round of the 2008 First-Year Player Draft.

2011: Spent the first part of the season with High-A Modesto starting out as the primary first baseman before seeing time in right field and as the designated hitter...was named a California League Midseason All-Star with the Nuts...was on the disabled list with Modesto from 5/29-6/6...transferred to Double-A Tulsa 6/23 where he would spend the rest of the season...was on the disabled list with Tulsa from 6/28-7/21...combined to hit 20 home runs between the two stops...was second on Tulsa with a .500 slugging percentage...2010: Began the season with Low-A Asheville but played just 9 games due to injury...transferred to High-A Modesto after coming off the disabled list...2009: Split his second professional season between Tri-City and Asheville...was promoted to Asheville for the remainder of the season on 7/11...2008: Spent his first professional season with Casper, splitting time between first base, left field and right field...PERSONAL: Signed on June 10, 2008 by Rockies scout Matt Hattabaugh.

Year	Team	AVG	G	AB	R	H	2B	3B	HR	RBI	SAC	SF	HBP	BB	IBB	SO	SB	CS	GIDP	OBP	SLG
2008	Casper	.185	30	81	10	15	6	1	0	8	0	0	1	16	0	29	0	0	2	.327	.284
2009	Tri-City	.340	15	47	17	16	1	0	7	16	0	2	6	8	1	10	0	0	0	.476	.809
	Asheville	.362	42	138	23	50	12	1	7	34	1	5	6	20	1	36	1	1	0	.450	.616
2010	Asheville	.382	9	34	2	13	4	0	1	10	0	0	1	3	0	11	1	1	0	.447	.588
	Modesto	.325	59	197	30	64	16	0	3	26	0	1	5	25	0	46	4	0	4	.412	.452
2011	Modesto	.366	58	224	59	82	23	2	14	49	1	2	8	30	3	59	4	3	3	.455	.674
	Tulsa	.261	30	88	16	23	3	0	6	11	0	1	4	9	1	23	1	1	3	.353	.500
<b>Minor League Totals</b>		<b>.325</b>	<b>243</b>	<b>809</b>	<b>157</b>	<b>263</b>	<b>65</b>	<b>4</b>	<b>38</b>	<b>154</b>	<b>2</b>	<b>11</b>	<b>31</b>	<b>111</b>	<b>6</b>	<b>214</b>	<b>11</b>	<b>6</b>	<b>12</b>	<b>.421</b>	<b>.556</b>



MEDIA INFORMATION







# Media Information

## Communications / Public Relations Department



**Jay Alves**  
Vice President  
303-312-2326

alvesj@coloradorockies.com



**Nick Piburn**  
Manager  
303-312-2329  
piburn@

coloradorockies.com



**Mike Kennedy**  
Coordinator  
303-312-2327  
kennedym@

coloradorockies.com



**Irma Castañeda**  
Assistant  
303-312-2328  
castanedai@

coloradorockies.com

### 2012 Policies

Please understand that we must work together to provide an environment that works efficiently with everyone involved, including the players and fans. We respectfully remind you that you are a guest in our park and ask that you have the courtesy to work within the guidelines of these policies. In order to sustain precedent, **any violation of these guidelines will result in immediate revocation of your credential and bar future access to Coors Field.** While within the park, members of the media, their agents and personnel, shall at all times be subject to the direction and/or supervision of the Colorado Rockies and the club's contractors.

### Working Press Credentials

Season and daily press credentials are issued with the intention they will be utilized for the working press in order to provide coverage of the Rockies at Coors Field. Requests for daily credentials must come directly from the affiliation's editor, producer or director and must be done through MLB's online credentialing application system at <http://credentials.mlb.com>. Members of the Media must have photo identification available at all times. **THE COLORADO ROCKIES DO NOT CREDENTIAL FREELANCE WRITERS.** An exception can be made if, and only if, the writer is currently on assignment with a specific news organization. It is the responsibility of the requesting affiliation to confirm receipt, and subsequent approval/denial of access to the game in question.

### Photo Credentials

Season and daily photo credentials are issued only to photographers on assignment for legitimate news-gathering organizations and representatives of companies licensed by Major League Baseball. Requests must follow the procedure outlined above. **THE COLORADO ROCKIES DO NOT CREDENTIAL FREELANCE PHOTOGRAPHERS.** All flash photography is prohibited at Coors Field. Please be advised that priority in all photo bays will be granted to news organizations on nightly deadlines. All mono- and tripods of any sort are strictly prohibited from the field at all times. Any use of photographs taken other than for news-gathering purposes or MLB officially licensed products will be considered a violation of existing trademark and copyright restrictions. As an opportunity to change locations mid-game, photographers are permitted to move along the warning track behind home plate between the first- and third-base photo bays at the conclusion of the fourth inning, but prior to the start of the fifth inning. Photographers are prohibited from stopping and photographing while changing

photo bays. Still photographers wishing to gain access to the clubhouse must receive advance clearance from the Rockies PR Department. Alcoholic beverages are prohibited from any photo bays or camera wells at all times.

### Internet Media

Only licensees of Major League Baseball Enterprises have exclusive rights to simulate accounts, descriptions or pitch-by-pitch reproductions of Major League Baseball games on the Internet. No transmission by any other media, specifically including the Internet and any other online network, of any information about the game, including (but not limited to) any account, description, picture, video, audio, reproduction or other information concerning any MLB game will be permitted to originate from inside the ballpark (including from a camera feed already positioned within the ballpark). Reproduction of such accounts without a license from Major League Baseball Enterprises is a violation of the policies of MLB and the Colorado Rockies. A breach in such policy will result in revocation of credentials, and may be subject to litigation. **THE COLORADO ROCKIES DO NOT CREDENTIAL WEB SITES, UNLESS THEY ARE AFFILIATED WITH RECOGNIZED NATIONAL OR REGIONAL NEWS MEDIA ORGANIZATIONS.** No freelance Internet sites will be credentialed without following the same guidelines for freelance journalists.

### Press Dining

A press dining room is located adjacent to the working press box on the "lower press" level, and is available to credentialed members of the media who have with access to the working press box. Press meals are \$12.

### Live Transmissions

Affiliations not licensed by MLB and non-rightsholders of the Colorado Rockies and MLB (television, radio and internet sites) are prohibited from providing live telecasts, radio broadcasts, game simulations, pitch-by-pitch accounts, as well as from using live or taped material originating from inside the ballpark during a period commencing with the conclusion of batting practice and ending with the conclusion of the game. Live transmissions will be permitted until the conclusion of the club's rightsholder's (radio or television) post-game programming. **RADIO STATIONS AND ASSIGNED CORRESPONDENTS FOR OUT-OF-TOWN REPORTS ARE PERMITTED TO GIVE INNING OR HALF-INNING SCORE UPDATES; HOWEVER AT NO TIME CAN THEY FILE REPORTS ONCE PLAY IS IN PROGRESS.**



**Roving Cameras**

Any camera light in the seating area of the ballpark is strictly prohibited. If a photo light comes on during the game, umpires will stop play. Still photographers must shoot from either one of the photo bays (first and third base bags). With prior approval from the Rockies PR department, still photographers may shoot from the TV camera wells located in the outfield along the baselines and along the upper deck, space permitting. Interviews are not permitted in the ballpark during the game unless approved by the Rockies PR Department. If approved, interviews may only be conducted on the concourse between innings, not in the stands while the game is in progress.

**Working Press Box**

Seating in the lower press box is prioritized by daily print media, visiting public relations departments, visiting beat writers and area radio and television representatives not on the air during games. The upper press box consists of two television booths and four radio booths for live broadcasts. Keeping with MLB and club policy, no person under 18 is permitted into the press box on game days. Alcoholic beverages are prohibited from the working press box (upper and lower) prior to or during the game. **THE PRESS BOX IS EQUIPPED WITH WIRELESS INTERNET CAPABILITIES** (no password required).

**Field Access**

All members of the media with credentials allowing them access onto the field may conduct interviews at specific times prior to the start of the game. The field must be cleared 50 minutes before the beginning of the game. At no time are media permitted in fair territory or anywhere outside of the first or third base bags. Alcoholic beverages are prohibited from the field at all times. There is no access from behind home plate; please use the tunnels from dugout to clubhouse.

**Batting Practice**

Members of the media are prohibited from standing, photographing or conducting interviews from the circle of dirt surrounding the cage while batting practice is in progress.

**Cellular Phones**

The use of cellular phones for radio interviews while on the field and in the clubhouse is strictly prohibited. Any and all telephone interviews must be arranged in advance with the Rockies Public Relations Department. An exception to the usage of a cellular phone for an interview is in the dugout, only after receiving advance permission from the player or staff member to be interviewed.

**Media Phones**

Members of the press can make toll-free calls or use their calling cards on any of the 10 designated phones provided by the Rockies in the press box. These phones are installed for the use of all media in the press box for working conditions only.

**Autographs**

Credentialed members of the media are strictly prohibited from requesting autographs or equipment on the field, in the dugout or in the clubhouse. **Officials will revoke credentials immediately, no exceptions.**

**Dress Code**

The media should dress in an appropriate and professional manner proper for a business casual work environment when in clubhouses, dugouts, press boxes and on the field. In accordance with the new MLB/MLBPA CBA, and passed by the BBWAA, media is prohibited from wearing flip-flops, short skirts, tank tops or anything with a team logo. The dress code will be enforced by the Rockies Communications/PR staff, and any questions on the new dress code should be directed to the Rockies communications staff.

**Clubhouse Access**

Members of the media must have a SPECIFIC working purpose to gain admittance to the clubhouse. The Rockies clubhouse opens 3 1/2 hours prior to game-time. It then closes from the start of batting practice until following Manager Tracy's pre-game availability. Following that, the clubhouse will be closed one hour prior to the start of the game and will re-open approximately 10 minutes after the game. Access to the visiting Coors Field clubhouse will be determined by the visiting club's policies. Clubhouse times are as follows:

**First Pitch . . . . .Clubhouse Times (subject to change)**

- 1:10 p.m. . . . .Opens at 9:40 until start of BP
- 6:10 p.m. . . . .Opens at 2:40 until start of BP
- 6:40 p.m. . . . .Opens at 3:10 until start of BP
- 7:10 p.m. . . . .Opens at 3:40 until start of BP

**Manager Jim Tracy's Availability**

Rockies Manager Jim Tracy will be available to the media before and after each game. His pre-game briefing is held in the Rockies dugout 2 hours and 55 minutes before the first pitch (4:15 p.m. for a 7:10 start, 3:45 p.m. for a 6:40 start or 10:15 a.m. for a 1:10 start). On the road, he is available 2 hours and 20 minutes before first pitch (4:45 p.m. for 7:05 start, 4:15 p.m. for a 6:35 start or 10:45 a.m. for 1:05 start). At home, Tracy's post-game press conference is held in the interview room adjacent to the Rockies clubhouse roughly 10 minutes after the game. On the road, Tracy is available in the visiting manager's office inside the visiting clubhouse.

**Ticket Requests**

A limited number of tickets are available to local media who provide Rockies coverage on a daily basis. Please contact a member of the Rockies PR Department for information. Media can purchase tickets over the phone with a credit card, and the tickets will be available at media will-call.

**Social Media**

In accordance with Major League Baseball, media are not permitted to use cellular phones, laptops, texting devices or similar portable equipment in the clubhouse at any time. This includes the use of social media such as Twitter, Facebook, etc... Additionally, under club rules, the use of social media in the dugout, interview room or in the clubhouse while conducting media interviews or during scheduled interview sessions is strictly prohibited. Social media use is permitted only if the interview is being broadcast live.

Media Info

**Pregame Schedule**

<b>1:10 PM GAME</b>		<b>6:10 PM GAME</b>	
Starter Hits	10:20- 10:30	Pitchers Hit	3:05- 3:25
Rockies Hit	10:30- 11:30	Starter Hits	3:25- 3:30
Visitors Hit	11:40- 12:15	Rockies Hit	3:30- 4:30
Rox Infield	12:15- 12:25	Visitors Hit	4:35- 5:15
Visitors Infield	12:25- 12:35	Rox Infield	5:15- 5:25
Grounds Crew	12:45- 1:10	Visitors Infield	5:25- 5:35
		Grounds Crew	5:45- 6:10
<b>2:10 PM GAME</b>		<b>6:40 PM GAME</b>	
Starter Hits	11:20- 11:30	Pitchers Hit	3:35- 3:55
Rockies Hit	11:20- 12:30	Starter Hits	3:55- 4:00
Visitors Hit	12:35- 1:15	Rockies Hit	4:00- 5:00
Rox Infield	1:15- 1:25	Visitors Hit	5:05- 5:45
Visitors Infield	1:25- 1:35	Rox Infield	5:45- 5:55
Grounds Crew	1:45- 2:10	Visitors Infield	5:55- 6:05
		Grounds Crew	6:15- 6:40
		<b>7:10 PM GAME</b>	
		Pitchers Hit	4:05- 4:25
		Starter Hits	4:25- 4:30
		Rockies Hit	4:30- 5:30
		Visitors Hit	5:35- 6:15
		Rox Infield	6:15- 6:25
		Visitors Infield	6:25- 6:35
		Grounds Crew	6:45- 7:10





# The Rockies Radio Network



## Jack Corrigan Radio Announcer - KOA



Jack Corrigan celebrates his 27th season broadcasting Major League Baseball and his ninth campaign with the Rockies Radio Network. Corrigan came to Colorado after 17 years in the Cleveland Indians television booth from 1985-2001. In addition to his work in baseball, Corrigan has been involved in play-by-play and color commentary for the Cleveland Cavaliers, as well as college football and basketball games for the Atlantic Coast Conference, Mid-American Conference and Patriot League.

Jack is a budding novelist, with two published works and a third underway. His first novel, *Warning Track*, involved an aging baseball player dealing with the lure and repercussions of supplement use. *24 December 1944* is based on a classified incident during World War II. His latest project deals with the early days of the FBI surrounding the attempted assassination of Franklin D. Roosevelt.

A native Clevelander, Jack is a graduate of St. Ignatius High School and Cornell University, where he played football for four seasons. He also has a master's degree in Speech from Kent State University. During the off-seasons in Cleveland, Jack coached football at St. Ignatius H.S., the 11-time Ohio state champions and three-time national champs. He is also involved with his own video company that has produced a myriad of projects for sports entities and other commercial and non-profit organizations.

Jack and his wife, Lisa, have been married since 7/15/77, and they have two children. Megan, a graduate of Mercyhurst College, lives in Casper, WY with her husband, John, and their son, James. Michael, a Loyola Marymount University graduate, lives in Chicago and works for Zapwater Communications, a public relations firm. Jack serves on the Board of Directors for Boys Hope/Girls Hope, a privately funded, non-profit, organization that helps at-risk children, and both he and Lisa are also active with Seeds of Hope, a scholarship program that benefits inner city schools.



## Jerry Schemmel Radio Announcer - KOA



This spring, Jerry Schemmel will begin his third season as one of the radio voices of the Colorado Rockies, teaming once again with broadcast partner Jack Corrigan.

Schemmel's voice has been heard in the Denver market prominently over the past two decades. He served as the radio play-by-play voice of the Denver Nuggets for 18 seasons, as well the radio voice of Colorado State football and basketball during the 2009-2010 season. His sports casting career spans nearly 30 years and includes radio and television play-by-play of several professional and major college sports. He also spent one year as deputy commissioner and legal counsel for the Continental Basketball Association.

On July 19, 1989, Schemmel boarded United Airlines Flight 232, originating in Denver and bound for Chicago. An in-flight engine explosion crippled the plane and forced it to crash-land in Sioux City, IA, killing 112 of the 296 onboard. Schemmel is the author of the book, *Chosen To Live*. *Chosen To Live* chronicles the crash of flight 232 and its subsequent effects on his life. The book has been featured in such publications as Reader's Digest, Hoop Magazine, Sports Spectrum and Guideposts. In 2009, he published a second book, *The Extravagant Gift*.

Schemmel has been a guest on several national television programs, including "Regis & Kathy Lee," "48 Hours," "CBS This Morning," "Turning Point," "Biography Channel," "National Geographic TV," "The Today Show," "The Hour of Power," "Good Morning America," and "The Oprah Winfrey Show." His story has also been aired as an extended feature on ESPN and ESPN Sportscenter.

During the summers of 2003 and 2004, Schemmel rode a bicycle across the United States as a fundraiser for two Denver area charities. The efforts have raised over \$250,000.

Schemmel spent one season (2009) as the Head Baseball Coach at Metro State College of Denver, after being a volunteer assistant at the school for two years. He also served as the radio voice of the Billings Mustangs, a minor league affiliate of the Cincinnati Reds and as a TV play by play announcer for the Colorado Springs SkySox.

Schemmel earned a law degree in 1985 from Washburn University, after receiving his undergraduate degree from the school in 1982. He also played baseball at Washburn and later was an assistant coach at the school for three years.

Schemmel grew up in Madison, SD and now resides in Littleton, CO with his wife Diane, 19-year-old daughter Maggie and 13 year old son, Ryan.



## On The Air

### COLORADO

**KOA / 850 – Denver (flagship)**  
KNFO / 106.1 – Aspen  
KSPK / 102.3 – Walsenburg  
KSIR / 1010 – Ft. Morgan  
KTMM / 1340 – Grand Jct.  
KDZA / 1350 – Pueblo  
KIUP / 930 – Durango  
KSBV / 93.7 – Salida

### MONTANA

KQBL / 105.1 – Billings  
KDZN / 96.5 – Glendive  
KMMR / 100.1 – Malta  
KBSR / 1490 – Laurel  
KHDN / 1230 – Hardin  
KBCK / 1400 – Deer Lodge

### NEBRASKA

KCSR / 610 – Chadron  
KNEB / 960 – Scottsbluff

### SOUTH DAKOTA

KBFS / 1450 – Belle Fourche  
KRKI / 99.5 – Rapid City

### WYOMING

KFBC / 1240 – Cheyenne  
KKTY / 1470 – Douglas  
KOWB / 1290 – Laramie  
KYDT / 103.1 – Sundance  
KКТY / 1470 – Newcastle  
KASL / 1240 – Newcastle  
KPOW / 1260 – Powell  
KOAX / 107.3 – Kemmerer  
KVOW / 1450 – Riverton

KWYO / 1410 – Sheridan  
KWOR / 1340 – Worland  
KBBS / 1450 – Buffalo  
KRAL / 1240 – Rawlins  
KIQZ / 92.7 – Rawlins  
KDNO / 101.7 – Thermopolis  
KUGR / 1490 – Green River  
KYGN / 1340 – Wheatland  
KGOS / 1490 – Torrington





## Drew Goodman

### Play-by-Play Announcer - ROOT SPORTS



Drew Goodman, one of the most versatile broadcasters in sports, will begin his 10th season calling Colorado Rockies games in 2010 for ROOT SPORTS. He is one of two original employees of ROOT SPORTS, joining the Denver-based regional sports network in 1988. For 10 years (1994-2004), Goodman was the play-by-play announcer for Denver Nuggets telecasts on ROOT SPORTS and local over-the-air stations. From 2002 through 2004, he was one of few sportscasters to regularly call action for telecasts of two professional teams in the same year, annually logging more than 190 games between the Rockies and Nuggets.

Over the past year, he called games in Major League Baseball, Big 12 football, University of Colorado men's basketball, various network live events and ancillary programming. In January 2011, he earned his ninth Colorado Sportscaster of the Year honor by the National Sportscasters and Sportswriters Association.

Prior to becoming the Rockies play-by-play voice in 2002, Goodman worked select Major League Baseball national telecasts for FOX Sports and hosted Rockies Weekly with Buddy Bell and Colorado Rockies Pregame Report. Goodman's work in football has been extensive, including stints working the NFL with NBC in 1993 and occasional games on FOX Sports since 2000. In addition to the NFL and Big 12 Conference football, he's worked ACC, Mountain West Conference (CSU) and WAC football games. For two seasons (2000-2002) he called play-by-play for Denver Broncos preseason games on the Broncos Radio Network, and for five seasons in the mid-'90s he hosted the postgame reports following Denver Broncos games on KOA. He added the NHL to his resume in 1996 when he started hosting the Avalanche Pregame Report for ROOT SPORTS.

Additionally, Goodman called tennis action for Prime Sports' (now ROOT SPORTS) initial year of ATP tour coverage in 1990, and for three years he called the Annual MS Tennis Classic in Denver. In 1993, he called the play-by-play for the first-ever ATP tennis event – the Beijing Open – in Mainland China for worldwide distribution on Prime International. For eight years, Goodman covered men's and women's World Cup and pro ski racing as well as college baseball for ESPN and has also been involved with the coverage of track and field, gymnastics, wrestling and golf.

Goodman has also worked studio shows, hosting numerous programs during his tenure with ROOT, including the Denver Nuggets Coaches Show, The Big 12 Gridiron Report, the Big Ten Reports, WAC Magazine and Golf Colorado.

A native of New York, Goodman received his Bachelor's Degree in Communications from Ithaca College in 1985. He and his wife, Kristi, are actively involved in Colorado Youth at Risk, an organization that helps re-direct the lives of troubled teens. Their most important endeavor is raising the Rockies future outfield, their three children -- Jacob (5/12/98), Zachary (6/5/00) and Gabriel (3/12/03).



## George Frazier

### Color Analyst - ROOT SPORTS



Former Major League reliever George Frazier will begin his 15th season as the Rockies analyst for ROOT SPORTS. He is the only analyst to work Rockies television games on a regular basis since ROOT acquired the rights at the conclusion of the 1997 season. Frazier teams up with play-by-play man Drew Goodman for the 12th consecutive season in 2012.

Prior to joining the Rockies, Frazier provided commentary for Home Sports Entertainment, the Baseball Network, ESPN and Minnesota Twins regional game telecasts.

His broadcasting career started in 1988 when he called men's and women's basketball games for five seasons on Prime Sports Network. Over the years Frazier has also worked Major League Baseball games for national telecasts on FOX Sports.

Frazier pitched 10 seasons in the big leagues from 1978 to 1987. He started his career with St. Louis, then moved on to the New York Yankees, Cleveland, Chicago Cubs and finished his career with Minnesota. He went 35-43 in 415 games with a 4.20 ERA and 29 saves. He made trips to the World Series with both the Yankees ('81) and the Twins ('87), earning a world championship ring in his final year as a player.

Frazier was born in Oklahoma City and earned all-state honors in baseball at Hillcrest High School in Springfield, Mo., going 7-0 with a 0.14 ERA during his senior season. He then played collegiate baseball at the University of Oklahoma, leading the Sooners to the College World Series four times. In 1976, Milwaukee selected him in the ninth round of the draft.

George and his wife, Kay, reside in Tulsa, OK. They have four children, Matthew, Brian, Parker, and Georgia, and also have four grandchildren, Bryce, Easton, Cooper and Ella.



## Jeff Huson

### Color Analyst - ROOT SPORTS



In 2006, Jeff Huson embarked on a new career in baseball, serving as analyst for Colorado Rockies coverage on ROOT SPORTS. In 2012 he will once again split duties between the booth and the pre and post game show.

The former University of Wyoming baseball star played 15 years in professional baseball, with the Montreal Expos, Texas Rangers, Baltimore Orioles, Milwaukee Brewers, Seattle Mariners, Anaheim Angels and Chicago Cubs. He also served as a roving infield instructor with the Chicago Cubs from 2001 to 2005.

Jeff played shortstop at Wyoming in 1984 and '85 after transferring from Glendale (AZ) Community College. In his junior year at UW, he played 53 games and batted .392 with 30 RBI.

His senior year, Huson played 44 games for the Cowboys and hit .399 with 35 RBI. He was an All-WAC selection both years. Huson's MLB career began in 1986 with the Montreal Expos. Over his pro career, Huson played 827 games at a variety of positions – third base, shortstop, second base, first base and in the outfield. He posted a career batting average of .234 and a fielding average of .969.

Jeff and his wife, Wendy, graduated from the University of Wyoming and have resided in Parker, CO for 15 years. They have three children: Lindsay, Kyle and Cody.

# 2012 Media Outlets



## NEWSPAPERS

### DENVER POST

phone: 303-954-1294 fax: 303-866-9004  
 website: www.denverpost.com  
 e-mail: sports@denverpost.com  
 Sports Editor: Scott Monserud  
 Beat Writers: Troy Renck  
 Columnists: Mark Kiszla, Woody Paige

### COLORADO SPRINGS GAZETTE

phone: 719-636-0250 fax: 719-636-0163  
 website: www.gazette.com  
 e-mail: sports@gazette.com  
 Sports Editors: Jim O'Connell  
 Reporters: Brent Briggeman, Brian Gomez,  
 Frank Schwab  
 Columnist: David Ramsey

### GREELEY TRIBUNE

phone: 970-352-0211 fax: 970-356-5780  
 website: www.greeleytribune.com  
 Sports Editor: Scott Rosenberg

### LA VOZ NUEVA

Denver CO 80211  
 phone: 303-936-8556 fax: 720-889-2455

### PUEBLO CHIEFTAIN

Pueblo CO 81003  
 phone: 719-544-3520  
 Sports Editors: Judy Hildner, Jeff Letofsky,  
 Joe Cervi

### WIRE SERVICE

#### THE ASSOCIATED PRESS

phone: 303-825-0123 fax: 303-892-5927  
 website: www.ap.org  
 e-mail: apdenver@ap.org  
 Photographers: Ed Andrieski  
 Writers: Pat Graham, Arnie Stapleton

### RADIO

#### 850 KOA AM, FOX NEWS

phone: 303-713-8695 fax: 303-713-8605  
 website: www.850koa.com  
 e-mail: koasports@clearchannel.com  
 Sports Director: Mark Johnson  
 Producers: Reid Fischer, Cory Lopez  
 Talk Show Hosts: Dave Krieger, Dave  
 Logan, Steffan Tubbs, April Zesbaugh  
 Rockies Baseball Producer: Mike Rotolo  
 Rockies Announcers: Jack Corrigan, Jerry  
 Schemmel  
 Reporters: Andy Lindahl, Mike Rice, Alan  
 Roach

### MILE HIGH SPORTS RADIO 1510

phone: 303-650-1795, 303-297-1510  
 website: www.milehighsports.com  
 Program Director: Casey Light  
 Producers: Chris Bianchi, Zach Fog,  
 Daniel Mohrmann, Josh Pennock,  
 Talk Show Hosts: Peter Burns, Irv Brown,  
 Josh Davis, Jimmy Doogan, Eric Goodman,  
 Mark Kiszla, Vic Lombardi, Matt  
 McChesney, Mark McIntosh, Gary Miller,  
 Renaud Notaro, Tad Powers, Marcello  
 Romano, Nick Sclafani, Lisa Snyder,  
 Brandon Spano, Gil Whiteley, Dan Williams,  
 Joe Williams

### THE FAN, FM 104.3, KKFN

phone: 303-321-0950, 303-385-1100; fax:  
 303-270-9782  
 website: www.1043thefan.com  
 Program Director: Nate Lundy  
 Talk Show Producers: Brandon Kiszta,  
 Scott DeHuff, J.J. Pellini  
 Talk Show Hosts: Sandy Clough, Mike  
 Evans, Drew Goodman, Scott Hastings,  
 Joel Klatt, Nate Lundy, Darren McKee,  
 Alfred Williams,  
 Rockies Reporter: Brandon Kiszta

### 1600 THE ZONE

Program Director: Nate Lundy  
 100% Syndication

### 102.3 ESPN

phone: 720-248-4000  
 Program Director: Tim Spence  
 Producers: Joe Ramsey, Raj Sharan,  
 Sean Walsh  
 Talk Show Hosts: Jim Armstrong, Charles  
 Johnson, Nate Kreckman, Les Shapiro, Jojo  
 Turnbeaugh

### KMXA, 1090 AM

phone: 303-721-9210 fax: 303-721-1435

### KBNO, 1280 AM

phone: 303-733-5266 fax: 303-733-5242

### TELEVISION

#### KCNC-TV - CHANNEL 4 (CBS)

phone: 303-830-6593, 303-830-6321  
 fax: 303-894-6040  
 website: www.cbsdenver.com  
 Producers: Eric Christensen, Steve Cox,  
 Brett Heinzerling  
 Sports Anchors/Reporters: Vic Lombardi,  
 Gary Miller

#### KMGH-TV - CHANNEL 7 (ABC)

phone: 303-832-0169 fax: 303-832-0119  
 website: www.kmgh.com

Sports Director/Anchor: Lionel Bienvenu  
 Sports Anchor/Reporter: Arran Andersen  
 Sports Producer/Photographer: Jeff Howe  
 Sports Producer/Reporter: Keith Provost

### KUSA-TV - CHANNEL 9 (NBC)

phone: 303-871-1490 fax: 303-698-4700  
 website: www.9news.com  
 Executive Producer of Special Projects:  
 David Hunt  
 Sports Producer: Brian Olson, Wade  
 Steiner  
 Anchors: Rod Mackey, Drew Soicher, Susie  
 Wargin

### KDVR-TV - CHANNEL 31 (FOX)/CW2

phone: 303-566-7520, 303-566-7600 fax:  
 303-566-2908  
 website: www.kdvr.com  
 Sports Director: Nick Griffith  
 Sports Reporter: Kami Carmann  
 Weekend Sports Anchor: Raul Martinez  
 Sports Photojournalists: Dave Althouse,  
 Dan Gillett, Noah Skinner

### ROOT SPORTS

phone: 720-898-2700 fax: 720-898-2757  
 Vice President/GM: Tim Griggs  
 Executive Producer: Ken Miller  
 Game Producer: Mike Fox and Tavis Strand  
 Dir of Broadcast Engineering: Chris Connolly  
 Chief Engineer: Tom Scholl  
 Assistant Engineer: Grant McGilvray  
 Director: Jim Armintrout, Ken Miller  
 Operations/Production Manager & Crewing  
 Coordinator: Mike Schanno  
 Pregame and Postgame Producers: Erica  
 Ferrero, Tavis Strand, Alison Vigil  
 Coordinating Producer: Clay Pahlau  
 Senior Producer: Tavis Strand  
 Pre- and Post-Game Director: Erica Ferrero  
 Director, Marketing and Communications:  
 Jennifer Ihrke  
 Play-by-Play: Drew Goodman  
 Analysts: George Frazier, Jeff Huson  
 Regional Talent: Tom Helmer, Marc Stout

### KCEC, UNIVISION, CHANNEL 50

phone: 303-832-0050 fax: 303-318-6252  
 Sports Director/Sports Anchor: Luis Canela

### OFFICIAL TEAM PHOTOGRAPHER

**RICH CLARKSON & ASSOCIATES**  
 phone: 303-295-7770 fax: 303-295-7771  
 Rich Clarkson, Josh Duplichian, Ryan  
 McKee, Steve Nowland, Jamie  
 Schwaberow, Brett Wilhelm

## Colorado's Traveling Beat Writers



Thomas Harding  
MLB.com



Troy Renck  
Denver Post



Patrick Saunders  
Denver Post

## 2012 Baseball Writers Association of America Colorado Chapter Officers

Chairman & Secretary / Treasurer ..... Jack Etkin  
 Vice Chairman ..... Troy Renck (Denver Post)

**Honorary Members:** Kevin Dale, Barney Hutchinson, Mike Klis, Michael Knisley, Dave Krieger and Irv Moss.

**2012 Members:** Tracy Ringolsby (FoxSports.com), Patrick Saunders (Post), Mark Kiszla (Post), Scott Monserud (Post), Woody Paige (Post), Troy Renck (Post), Dale Blubitz (AP), Jack Etkin (AP), Pat Graham (AP) and Arnie Stapleton (AP).





# SPRING TRAINING





**To Left:** Aerial rendering of the entire Salt River Fields at Talking Stick complex. The Rockies office building and training room is beyond right field. The fields on the south side (bottom of picture) are entirely the Rockies training fields. Arizona's training facility and fields are beyond left field. In the southwest portion of the rendering is a lake that will hold all water used to maintain Salt River Fields at Talking Stick.

**To Right:** Panoramic view of the Rockies clubhouse, including the Rockies unique CR logo displayed on the ceiling.



**To Left:** The Keli S. McGregor work out facility is state of the art with two levels of equipment and a wall of windows that open up to the outside.

**To Right:** View of the entire Salt River Fields complex from one of the roof top party decks facing the east. The Superstition mountains are in clear view beyond the outfield.



## SPRING TRAINING ATTENDANCE RECORDS

The Arizona Diamondbacks, Colorado Rockies and Salt River Pima-Maricopa Indian Community set the all-time Major League Baseball Spring Training attendance record by drawing 359,308 fans to Salt River Fields at Talking Stick in its inaugural season in 2011.

Peoria Sports Complex held the previous MLB record for a two-team facility when the Seattle Mariners and San Diego Padres drew 230,146 fans in 2008.

Overall, the D-backs and Rockies sold out 21 of 33 games at Salt River Fields in 2011, including a stretch of 10 consecutive sellouts from March 12-20. The D-backs and Rockies also had the top two attendance averages in the Cactus League in 2011.

Following the 2011 season, BallparkDigest.com named Salt River Fields at Talking Stick its Ballpark of the Year.

## 2012 Exhibition Schedule

Date	Opponent	Time
March 3	ARIZONA	1:10
March 4	OFF DAY	
March 5	ARIZONA	1:10
March 6	at Chicago-NL	1:05
March 7	at San Francisco	1:05
March 8	KANSAS CITY	1:10
March 9	OAKLAND	1:10
March 10	at Kansas City	1:05
March 11	at Chicago-AL/MILWAUKEE	1:05/1:10
March 12	SAN DIEGO	1:10
March 13	at Los Angeles-NL	1:05
March 14	at Texas/ARIZONA	1:05/7:10
March 15	CHICAGO-NL (ss)	1:10
March 16	at Cincinnati	7:05
March 17	LOS ANGELES-NL	1:10
March 18	at Seattle/SD in Tucson	1:05/1:05
March 19	LOS ANGELES-AL	1:10
March 20	at San Diego	7:05
March 21	OFF DAY	
March 22	SAN FRANCISCO	7:10
March 23	CHICAGO-NL	1:10
March 24	at San Francisco	1:05
March 25	CINCINNATI	1:10
March 26	at Los Angeles-AL	1:05
March 27	at Arizona	1:10
March 28	CHICAGO-AL (ss)	1:10
March 29	at Cleveland (ss)	1:05
March 30	TEXAS	7:10
March 31	at Chicago-AL	1:05
April 1	CLEVELAND	1:10
April 2	at Seattle	1:05
April 3	SEATTLE	1:10
April 4	SEATTLE	1:10

All Times Local, All Times PM



## Salt River Fields at Talking Stick

7555 North Pima Road  
Scottsdale, Arizona 85258  
480-362-2800; fax: 480-362-2876

## Important Dates

<b>Sunday, Feb. 19</b> Pitchers, and Catchers Report	<b>Friday, March 2</b> Minor League Pitchers and Catchers Report
<b>Monday, Feb. 20</b> First Workout for Pitchers and Catchers in afternoon	<b>Saturday, March 3</b> First Workout for Minor League Pitchers and Catchers
<b>Sunday, Feb. 26</b> Position Players Report	<b>Friday, March 9</b> Minor League Position Players Report
<b>Monday, Feb. 27</b> First Full-Squad Workout	<b>Saturday, March 10</b> First Full Squad Workout
<b>Tuesday, Feb. 28</b> Media / Photo Day	<b>Tuesday, March 13</b> Minor League Photo Day
<b>Saturday, March 3</b> First Game at Home	<b>Wednesday, March 14</b> Minor League Exhibition Season Begins

## Salt River Fields at Talking Stick

- ◆ **First professional sports training facility built solely on Native American land.**
- ◆ **Manager of Stadium Operations:** David Dunne
- ◆ **First Game:** February 26, 2011.
- ◆ **First Rockies Home Game:** March 1, 2011 vs. Arizona.
- ◆ **Dimensions (LF, CF, RF):** 366', 392', 348'.
- ◆ **Capacity:** 11,000 (7,000 reserved; 4,000 general admission lawn seats),
- ◆ **Directions:** Off the 101 Loop take Indian Bend Road west to Pima Road. Go north on Pima Road and enter the complex on the right.
- ◆ **Ticket Prices:** Infield Box \$26, Dugout Reserve \$23, Infield Reserve \$21, Party Decks \$20, Baseline Reserve \$17, Lawn \$8.
- ◆ **Four Luxury Suites:** Call for prices 888-490-0383
- ◆ **Three Party Decks:** Coors Light Cold Zone, Miller Light Taste Zone and the Pepsi Patio.
- ◆ **24' X 48' Video Board.**
- ◆ **Eight Permanent Concession Stands.**
- ◆ **Separate 85,000 square foot facilities for each club.**
- ◆ **12 Practice Fields, six for each club.**
- ◆ **Two Coors Field Replica Fields.**
- ◆ **One football field size training field.**
- ◆ **3,726 parking spaces for fans. 203 parking spaces for Rockies players, staff and families.**
- ◆ **Over two million man hours spent to construct facility (14 months: 11/09-2/11).**
- ◆ **United States Green Building Council (USGBC) Leadership in Energy and Environment (LEED) Certified Gold.**







COMMUNITY





# Rockies in the Community

## Rockies Charities

The Colorado Rockies have two charities, the Colorado Rockies Baseball Club Foundation and the Colorado Rockies Charity Fund, a fund of the McCormick Foundation, both of which continue to be two of the club's biggest priorities. Rockies' Charities work to raise funds for, and promote programs focusing on underprivileged and at-risk youth.



Over the past 17 years, the Colorado Rockies Charity Fund, the Colorado Rockies Foundation and the club in general have combined to raise more than \$19 million dollars, just for the Charity Fund alone, in community contributions.

The philanthropic mission of the Colorado Rockies Charity Fund and the Colorado Rockies Foundation is to make an impact in our community by significant corporate investment and involvement in community projects, and to improve quality of life.

The Rockies Charity Fund was formed in 1993 to benefit local youth programs. Primary areas of interest are baseball/softball, literacy, education and health.

The Colorado Rockies Charity fund is a fund of the Robert R. McCormick Foundation, a national charitable trust that provides matching funds to supplement contributions from our community. The Charity Fund assists local non-profits serving the areas of Child Abuse Prevention, Youth Education and Health/Wellness.

Every season the Rockies donate tickets to several non-profit organizations throughout the region. The team distributed over 150,000 tickets last season, and over one million since the club's inception.

## Colorado Rockies Make an Impact Program

The Colorado Rockies and CenturyLink proudly present the Colorado Rockies "Make an Impact" Program. This free program brings the excitement of the Colorado Rockies to local elementary schools by holding a "Rockies School Rally." This school-wide assembly is a character education program that utilizes the platform of the Rockies organization in order to help complement current PBS and character education programs.



Since 2006, the Colorado Rockies Make an Impact Program has visited over 190 schools and 87,000 students.

## RBI

The Rockies participate in the RBI (Reviving Baseball in Inner Cities) Program, an initiative of Major League Baseball. RBI affords opportunities for youth 13-18 to take part in summer baseball and softball leagues at no cost to themselves or their families. The program's mission is to assist economically disadvantaged families and communities in engaging urban youth in wholesome physical activities while at the same time building life skills and combating the effects of gangs and drugs.



Currently, the Rockies run a total of 39 teams in three divisions: baseball, seniors (16-18) and

juniors (13-15) as well as softball (18 and under). The local league is structured through area high schools in Northglenn, Denver, Aurora and Commerce City. The local season runs from late May through mid-July and culminates with a tournament. The Greater Denver RBI Program has a positive effect on over 600 kids each year.



## The Care & Share Program

The Care and Share program gives children living with serious illnesses the opportunity to be special guests at Coors Field. Care & Share participants spend time on the field before a game watching batting practice and meeting some of their favorite Rockies players. The Rockies team up with organizations including the Make-A-Wish Foundation, the Starlight Foundation and Children's Hospital to select the participants.

## Rockies Wives

In the past few years, the Rockies wives have raised over \$60,000 in support of multiple charity endeavors. In 2011, the Rockies Wives raised over \$33,000 for local charities through their annual Charity Grab Bags and Charity Baskets events

## Fundraising

The 2011 season was the sixth year for the Rockies Wins for Kids Program. The Colorado Rockies, players, front office staff and fans started a program to raise funds for Prader-Willi Syndrome and the Children's Hospital Foundation. The 2011 funds raised were donated evenly to The Children's Hospital and Special Olympics Colorado. Each participant pledged a dollar amount per win during the season, resulting in over \$13,000 in donations.

One of the Rockies major events held is the Hal O'Leary Awards Dinner. This dinner is held at Coors Field and its purpose is to honor people making a difference in the disabled community of Colorado. The dinner recognizes the achievements of individuals who make life-changing contributions improving the lives of others through inspiration, leadership, dedication and fortitude. Proceeds of this event benefit the Colorado Rockies Charity Fund.



## Colorado Rockies Field-of-Dreams Program

The Rockies have pioneered community involvement with the Field-of-Dreams Program. Beginning in 1995 and continuing to the present, the Club has partnered with the Robert R. McCormick Foundation and many Little Leagues, churches, schools, parks and recreation departments of cities and towns and baseball organizations around the region to build 57 championship fields. They range in usage from T-ball all the way to professional baseball.



Most often a Rockies player has donated his own money to help build facilities in the program, which includes fields in Colorado, Wyoming and Arizona. Several Major League Clubs have followed the Rockies lead with fields programs of their own, including the San Diego Padres, St. Louis Cardinals and Los Angeles Dodgers.

## Hall of History

New in 2012, the Hall of History, located on the Club Level behind home plate, tells the story of the Colorado Rockies through their first 19 years of play, in a series of display cases with many authentic artifacts. It traces the development of the franchise from Colorado's pursuit of a Major League team to the present. The Hall of History can be viewed on game day by fans on the Club and Suite Levels, and by people taking the tour of Coors Field.



# Coors Field

## FACTS & FIGURES

- ◆ **Capacity:** 50,398
- ◆ **Total cost:** \$215 million.
- ◆ The ballpark sits on 76 acres (playing field: 3 acres)
- ◆ **Groundbreaking:** October 16, 1992
- ◆ **Architects:** HOK Sport of Kansas City, MO, who also designed Oriole Park at Camden Yards, Jacobs Field and Pepsi Center.
- ◆ **General Contractor:** Mortenson/Barton Malow
- ◆ Made up of 1.4 million bricks and 8,975 tons of steel
- ◆ **Field lights:** 528 main bulbs, each generating 2,000 wats of electricity.
- ◆ The upper deck's 20th row is colored purple, signifying exactly one mile above sea level.
- ◆ There are 52 luxury suites.
- ◆ 74 restrooms (35 women's, 31 men's, 8 family).
- ◆ 43 permanent full-service concessions stands.
- ◆ **Sod:** 120,000 square feet, grown at Graff Turf Farms in Fort Morgan, CO.
- ◆ **Drainage system:** 10,000 feet of pipes, 3,000 tons of pea gravel and 6,000 tons of sand, a drainage rate of five inches of precipitation per hour.
- ◆ **Heating system:** Coors has the only underground heating system in baseball.

## DIMENSIONS

Leftfield line	.....347 feet
Power alley, left-center	.....390 feet
Straightaway centerfield	.....415 feet
Power alley, right-center	.....375 feet
Rightfield line	.....350 feet
Height of wall	.....8 feet (LF-RC) .....14 feet (RF)
Distance from grandstand to home plate	.....50' 4"

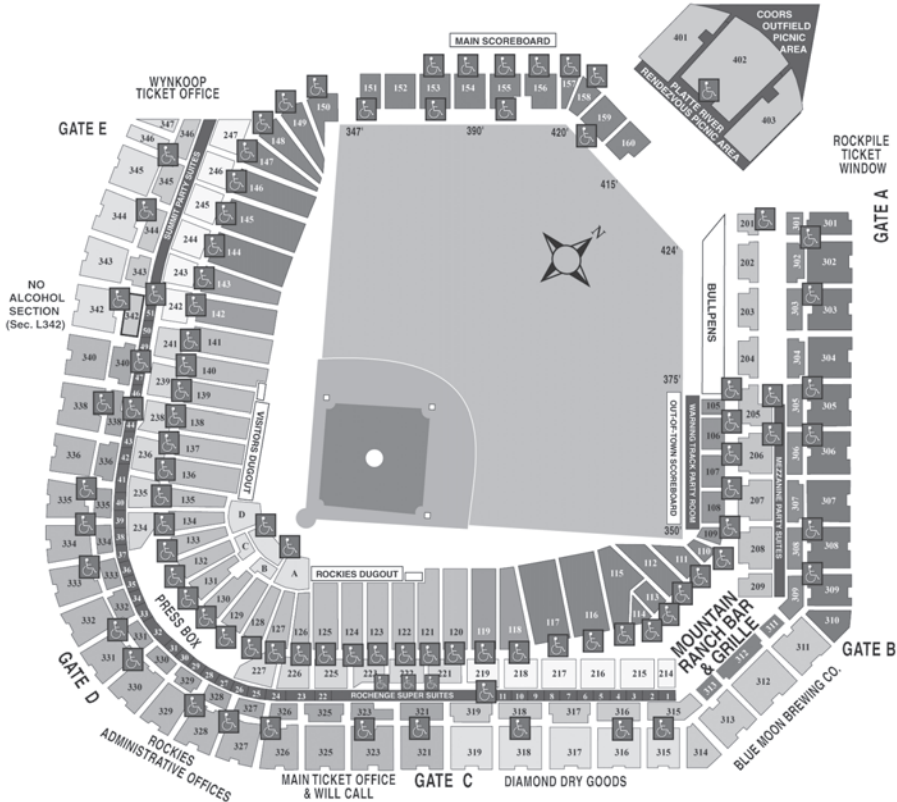
## GROUND RULES

**Dugouts:** Everything IN PLAY unless ball goes into the dugout. Photographers' areas are considered part of dugout.

**Foul Poles:** Ball hitting any part of screen area supported by poles down left or right field lines: HOME RUN.

**Canvas (Tarp):** Ball remaining behind or underneath canvas: ONE BASE on pitch, TWO BASES on throw by fielder, TWO BASES on batted ball, otherwise in play. Fielder can catch it standing on canvas.

**Right-Field Manual Scoreboard:** Ball going through the scoreboard, either on the bounce or the fly: TWO BASES.



## Players and Coaches Bios

Apodaca, Bob	25	Hoffmann, Jamie	115-116
Arenado, Nolan	38	Lansford, Carney	26-27
Belisle, Matt	39-42	LeMahieu, DJ	117
Betancourt, Rafael	43-46	Matthes, Kent	118
Bettis, Chad	47	McBride, Matt	119
Blackmon, Charlie	48	Molleken, Dustin	120
Blake, Casey	49-52	Moscoso, Guillermo	121-122
Brothers, Rex	53	Moyer, Jamie	123-127
Brown, Andrew	54	Nelson, Chris	128-129
Cabrera, Edwar	55	Nicasio, Juan	130-131
Castilla, Vinny	32	Nieves, Wil	132-133
Castillo, Wilkin	56	Outman, Josh	134-135
Chacin, Jhoulys	57-59	Pacheco, Jordan	136-137
Chatwood, Tyler	60	Paulsen, Ben	138
Colvin, Tyler	61-62	Pomeranz, Drew	139
Cuddyer, Michael	63-66	Putnam, Zach	140
Dauer, Rich	28	Reynolds, Matt	141-142
Davis, Lars	67	Roenicke, Josh	143-144
De La Rosa, Jorge	68-71	Rogers, Esmil	145-146
Dodson, Stephen	72	Rosario, Wilin	147
Ekstrom, Mike	73-74	Runnells, Tom	30
Escalona, Edgmer	75-76	Scahill, Rob	148
Field, Tommy	77	Scutaro, Marco	149-153
Fowler, Dexter	78-80	Sullivan, Josh	154
Friedrich, Christian	81	Torres, Carlos	155
Gardner, Joe	82	Tracy, Chad	156
Giambi, Jason	83-89	Tracy, Jim	22-24
Gomez, Hector	90	Tulowitzki, Troy	157-161
Gonzalez, Carlos	91-94	Weinstein, Jerry	31
Guthrie, Jeremy	95-98	Wheeler, Tim	162
Harris, Brendan	99-100	White, Alex	163
Helton, Todd	101-108	Wood, Brandon	164-165
Hernandez, Ramon	109-112	Wright, Jim	31
Herrera, Jonathon	113-114	Young, Eric	166-168
Hill, Glenallen	29		

## General Index

2011 Day-by-Day	176-177	All-Time, Single Season Batting Leaders	198
2011 Final Statistics	174-175	All-Time, Single Season Fielding Leaders	200
2011 Miscellaneous Statistics	178-182	All-Time, Single Season Pitching Leaders	199
2012 Media Policies	352-353	All-Time, Sweeps	234
All-Stars, Rockies	251	All-Time, Year-by-Year Batting Leaders	202
All-Time Coors Field Home Run History	228-229	All-Time, Year-by-Year Pitching Leaders	203
All-Time Franchise Bests	217-222	Annual Club Batting	187
All-Time Home Run History	223-229	Annual Club Fielding	188
All-Time Record	186-191	Annual Club Pitching	188
All-Time, Career Batting Leaders	196	Annual Relief Pitching	188
All-Time, Career Pitching Leaders	197	Annual Starting Pitching	188
All-Time, Franchise Firsts	248	Attendance All-Time	194-195
All-Time, Home and Road Batting	192	Attendance, Coors Field Top-10	194
All-Time, Home and Road Pitching	193	Attendance, Postseason & All-Star Game	195
All-Time, Home Openers	236	Attendance, Regular Season Records	195
All-Time, Key Dates in Rockies History	246-247	Attendance, Year-by-Year	194
All-Time, Managers	187	Award Winners, Rockies	249-250
All-Time, Miscellaneous	187	Baseball Hall of Fame	183
All-Time, Month-by-Month Batting	189-190	Baseball Operations Staff	12-17
All-Time, Month-by-Month Pitching	190-191	Clubhouse Staff	35
All-Time, Numerical Roster	244-245	Community	361-363
All-Time, Opening Day Lineups	235	Coors Field Information	364
All-Time, Opening Day Results	235	Draft History	281
All-Time, Overall Records	186	Executive Officers	9-12
All-Time, Pitchers	242-243	Farm System	277-350
All-Time, Position Players	240-241	Front Office Directory	2-3
All-Time, Record By Ballpark	186	Front Office Staff	18-20
All-Time, Record By Month	189	Groundscrew Staff	36
All-Time, Record By State/Country	186	History of Baseball in Denver	252
All-Time, Record on Special Occasions	236-237	Index	365-367
All-Time, Record vs. Opponents	266	Making of 40-man Roster	37
All-Time, Regulars By Position	201	Media Information	351-356
All-Time, Roster	238-239	Media Outlets, 2011	356

## General Index Continued

Medical Staff	33-34	Records, Individual Errors	213
Minor League, Achievements	284	Records, Individual Extra-Base Hits	208-209
Minor League, Affiliates	285	Records, Individual Fielding Pct.	213
Minor League, Asheville	297-299	Records, Individual Games Finished	211
Minor League, Colorado Springs	288-290	Records, Individual Games Played	208
Minor League, DSL	306-307	Records, Individual GDP	210
Minor League, Grand Junction	303-305	Records, Individual Grand Slams	209
Minor League, Modesto	294-296	Records, Individual Hitless Innings	212
Minor League, Player Bios	308-350	Records, Individual Hits Allowed	212
Minor League, Schedule	286-287	Records, Individual Hitting Streaks	208
Minor League, Tri-City	300-302	Records, Individual HR	209
Minor League, Tulsa	291-293	Records, Individual HR Allowed	212
Monfort, Charles K.	5	Records, Individual Inherited Runners Stranded	213
Monfort, Richard L.	4	Records, Individual Innings Pitched	212
O'Dowd, Daniel J.	7-8	Records, Individual MLB Service, Pitching	211
Opponents, 2012	265-276	Records, Individual MLB Service, Position	208
Ownership Group	6	Records, Individual Multi-Hit Games	209
Player Development	282-283	Records, Individual Multi-RBI Games	210
Postseason History	253-264	Records, Individual Number of Pitches	213
PR/Communications Department	352	Records, Individual On-Base Pct.	208
Radio Networks	354	Records, Individual Opponent Batting	213-214
Records, 1-0 Games	231	Records, Individual Opponent Fielding	214
Records, All-Time Rockies History	204-214	Records, Individual Opponent Hit Batsmen	212
Records, Back-to-Back HR	226	Records, Individual Opponent Pitching	214
Records, Batting Around Twice	218	Records, Individual Pickoffs	213
Records, BoxScore Superlatives	216	Records, Individual Pinch-Hitting	210-211
Records, Club HR in Inning	223	Records, Individual Pitcher Batting	211
Records, Club Margins	204	Records, Individual Plate Appearances	208
Records, Club Most Hits	230	Records, Individual Putouts	213
Records, Club Most Runs	230	Records, Individual RBI	209-210
Records, Club Oponent Fielding	214	Records, Individual Reaching Base	208
Records, Club Opponent Batting	214	Records, Individual RISP Batting	210
Records, Club Opponent Pitching	214	Records, Individual Rookie Batting	211
Records, Club Personnel	204-205	Records, Individual Rookie Pitching	213
Records, Club Top HR Games	223	Records, Individual Runs	208
Records, Club Winning Percentage	204	Records, Individual Runs/Earned Runs Allowed	212
Records, Club Winning Streaks	232	Records, Individual Sacrifices	210
Records, Club Wins and Losses	204	Records, Individual Saves	211
Records, Combined Shutouts	220	Records, Individual SB, CS	210
Records, Combined Shutouts	219	Records, Individual Scoreless Innings	212
Records, Complete Games	222	Records, Individual Shutouts	211
Records, Coors Field HR	228	Records, Individual Slugging Pct.	208
Records, Coors Field Longest HR	229	Records, Individual Starts by Pitcher	211
Records, Coors Field Single Game HR	228	Records, Individual Strikeout Performances	222
Records, Coors Field Upper Deck HR	229	Records, Individual Strikeouts	210
Records, Coors Field Year-by-Year HR	228	Records, Individual Strikeouts by Pitcher	212
Records, Cycles	217	Records, Individual Total Bases	209
Records, Deficits Overcome	204	Records, Individual Total Chances	213
Records, Extra-Inning Home Runs	227	Records, Individual Walks Issued	212
Records, Game Ending Home Runs	227	Records, Individual Wild Pitches	212
Records, HBP, BB, SO	206	Records, Individual Winning and Losing Streaks	219
Records, Hitting Streaks	217	Records, Individual Winning Pct.	211
Records, Home Runs by Pitchers	225	Records, Inside-the-Park HR	225
Records, Homestands	233	Records, Largest Comeback Victories	231
Records, Incomplete Games	222	Records, Leadoff Home Runs	225
Records, Individual 1B, 2B, 3B	209	Records, Leads Relinquished	204
Records, Individual 30-Homer Seasons	223	Records, Length of Game	204
Records, Individual 3-Homer Games	223	Records, Longest Games	232
Records, Individual Appearances	211	Records, Losing Streaks	232
Records, Individual Assists	213	Records, Low-Hit Games	221
Records, Individual At Bats	208	Records, Miscellaneous	230-233
Records, Individual Balks	213	Records, On-Base Streaks	218
Records, Individual Base Hits	208	Records, One Run Games	204
Records, Individual Batter Retired	212	Records, Roadtrips	233
Records, Individual Batting Average	208	Records, Rockies Grand Slams	224
Records, Individual BB, IBB, HBP	210	Records, Rockies MLB Records	215
Records, Individual Catcher Caught Stealing	213	Records, Rockies NL Records	215
Records, Individual Complete Games	211	Records, Rockies Pinch-Hit HR	224
Records, Individual Consecutive Saves	219	Records, Shortest Games	232
Records, Individual Decisions	212	Records, Special Occassions	236-237
Records, Individual ERA	211	Records, Steals of Home	218

## General Index Continued

## Information Boxes Index

Records, Strikeouts by Reliever	222
Records, Strikeouts Consecutive Starts	222
Records, Team 1B, 2B, 3B, HR, RBI	205-206
Records, Team AB and PA	205
Records, Team Batting, Slugging, On-Base	205
Records, Team Complete Games	206
Records, Team Double Plays	208
Records, Team ERA	206
Records, Team Errors	207
Records, Team Extra-Base Hits	205
Records, Team Fld. Pct.	207
Records, Team GDP	205
Records, Team Hits	205
Records, Team Hits Allowed	206
Records, Team Home Runs Allowed	207
Records, Team LOB	205
Records, Team Opponent HBP	207
Records, Team Outfield Assists	208
Records, Team Passed Balls	208
Records, Team Pinch-Hitting	205
Records, Team Pitchers used	206
Records, Team Relief Pitching	207
Records, Team Runs	205
Records, Team Runs and ER Allowed	206-207
Records, Team Sac. Hits, Sac. Flies	206
Records, Team Saves	207
Records, Team SB and CS	206
Records, Team Scoreless Innings	207
Records, Team Shutouts	206
Records, Team Strikeouts by Pitchers	207
Records, Team Total Bases	205
Records, Team Walks Allowed	207
Records, Team WP, BK, PO	207
Records, Winning Streaks	233
Rockies Mission Statement	368
Roster Breakdown	169
Salt River Fields at Talking Stick	358
Scouting Department	278-280
Season in Review, 2011	172-173
Spring Training	357-360
Spring Training Roster	170
Table of Contents	1
Traveling Beat Writers/BBWAA	356
TV Networks	355
Video Staff	36

17 Wins in 18 Games, MLB History	45
2011 Opening Day Roster	23
Abby Greer Award	138
Active Hitting Leaders	106
Attendance Record, MLB History	194
Attendance, Sellout Streak	194
Back-to-Back Home Runs	226
Baseball America, Rockies No.1 Prospects	298
Baseball America's Top-30 Prospects	292
BBWAA Team Awards	250
Best of 2000's	98
Catcher's Interference	229
DH Year-by-Year, Rockies	88
Dinger	367
Doubleheaders, Rockies	41
Expansion Draft	4
Expansion Dreams	5
First Baseman, Highest Avg., MLB	248
Five 10-game winners	70
Game-ending Pinch-Hit Home Runs	88
GM Tenure	7
Hall of Fame Game, 2002	218
Herb Hhipauf Scouting Award	278
Highest Fielding Pct., MLB History	152
Home Run in Rockies Debut	111
Home Runs By Park, MLB History	229
Home Runs Hit at Home, MLB History	229
Instant Replay at Coors Field	161
Interleague Year-by-Year Record	266
June Draft, All-Time	280
Last Trade With Each Club	98
Low-Run Games, Coors Field	231
Major League Rule 5 Draft	281
Minor League Awards, 2011	301
Minor League Records, Single Season	295
NLCS MVP, 2007	259
Pat Daugherty Scout of the Year	279
Player Development Man of the Year	304
Postseason Home Runs	228
Postseason Roster, 1995	263
Postseason Roster, 2007	257
Postseason Roster, 2009	254
Pre and Post ASG Record, Rockies	127
Pre-Game Schedule	353
Pronunciation Guide	169
Public Relations Contact Numbers	352
Raised as Rockies	59
Rockies 20-20 Seasons	94
Rockies General Managers	7
Rockies Off-Season Major League Transactions	152
Rockies Spring Training Records	360
Scoring Streaks	227
Spring Training Attendance Record	358
Starts in the Field, Career	197
Tallest and Shortest Players, Rockies	118
Triple Plays	137
Ubaldo's No-Hitter	214
Weather Postponements	76
Weather, Hottest & Coldest Games	203
Winning Streak, Longest 2005-10	97
World Series Teams, under .500	10
World Series, Worst to First	8
Year-by-Year Rankings, Batting and Pitching	195

### DINGER THE OFFICIAL MASCOT

Born April 16, 1994 at Mile High Stadium, Dinger begins his 18th season as the official mascot of the Rockies.

For information and special appearance bookings, contact the Rockies promotions department at (303) 312-2266.







CHARACTER  
TEAM  
TRUST  
FAMILY  
FAITH  
LEADERSHIP

**MISSION STATEMENT OF THE COLORADO ROCKIES**

*The mission of the Colorado Rockies Baseball Club is to embody the principles and practices of a championship organization in both the sport and business of baseball. In the rich tradition that has made baseball America's national pastime, we are committed to conduct our business with integrity, service, quality and trust.*

